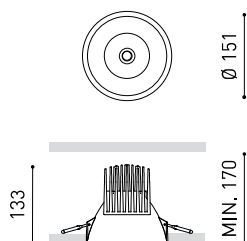




## DIMENSIONES



## ACCESORIOS



HIGH CHROMATIC LED

## PREMIOS

**DESIGN PLUS**  
2012 AWARD



Nombre	LEX 3 2700K WN
Referencia	A0700130WN
Color	White-Black
RAL	9016 & 9005
Categoría	CEILING RECESSED

## PRODUCTO

Tipo	LED
Flujo Luminoso	2690 lm
Temperatura de color	2700 K
Estabilidad cromática	MacAdam Step 2
Índice de reproducción cromática	CRI > 90
Potencia	24 W
Corriente	700 mA
Eficacia	112 lm/W
Horas de Vida del LED	L90B10 > 55.000h

## FUENTE DE LUZ

Eficiencia Lumínica	60%
Ángulo del haz de luz	71°

## LUMINARIA | DATOS FOTOMÉTRICOS

Driver	Included - Connected
Potencia del sistema	27,24 W
Tensión	220V/240V
Frecuencia	50/60 Hz
Regulación	No Dim
Clase de seguridad eléctrica	<input type="checkbox"/>

## LUMINARIA | DATOS ELÉCTRICOS

Estanqueidad	IP20
Control inalámbrico	Please Consult
Alimentación de emergencia	Please Consult
Medidas de empotramiento	Ø140 mm
Peso	760 g
Peso con embalaje	990 g
Dimensiones embalaje	240 x 212 x 163 mm
Unidades por embalaje	1
Materiales	Aluminium / Polycarbonate

## OTROS DATOS



Lex is a ceiling recessed downlight with COB LED and without diffuser, which makes it a very distinct luminaire. As the location of its LED is set back, Lex achieves great visual comfort. Its matte finish shade fosters this aspect and offers elegant aesthetics.

DIAGRAMA POLAR

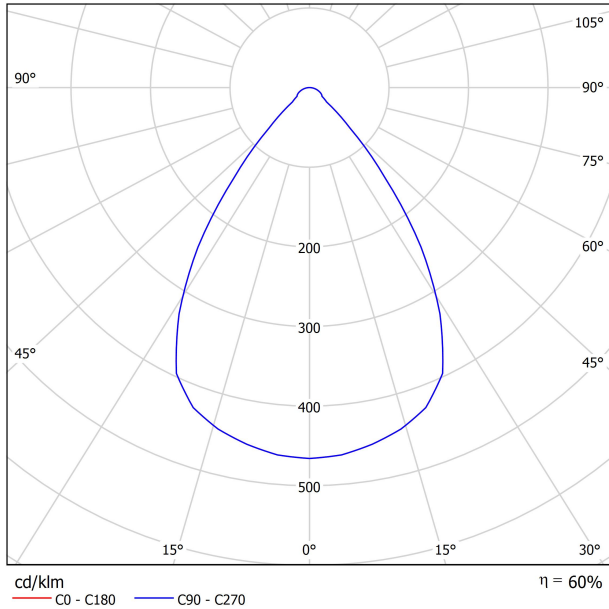
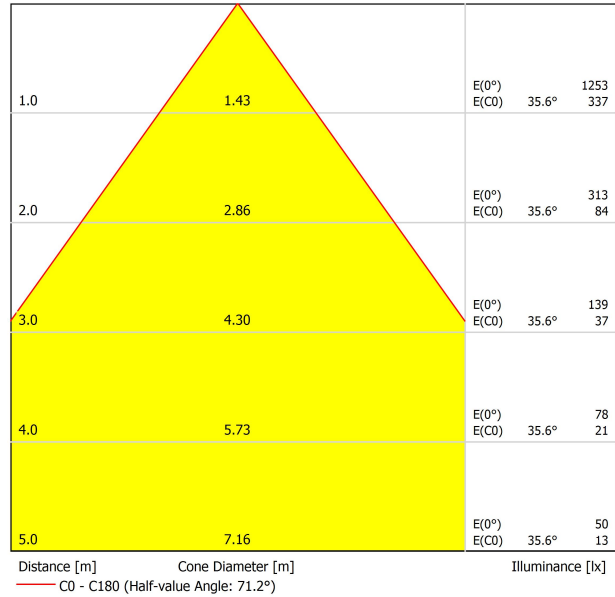


DIAGRAMA CÓNICO



UGR

Glare Evaluation According to UGR											
ρ Ceiling	70	70	50	50	30	70	70	50	50	30	
ρ Walls	50	30	50	30	30	50	30	50	30	30	
ρ Floor	20	20	20	20	20	20	20	20	20	20	
Room Size X Y		Viewing direction at right angles to lamp axis					Viewing direction parallel to lamp axis				
2H	2H	13.2	14.0	13.4	14.2	14.4	13.2	14.0	13.4	14.2	14.4
	3H	15.3	16.0	15.5	16.2	16.5	15.3	16.0	15.5	16.2	16.5
	4H	16.1	16.8	16.4	17.0	17.3	16.1	16.8	16.4	17.0	17.3
	6H	16.7	17.3	17.0	17.6	17.9	16.7	17.3	17.0	17.6	17.9
	8H	16.9	17.5	17.2	17.8	18.1	16.9	17.5	17.2	17.8	18.1
4H	2H	13.9	14.6	14.2	14.9	15.1	13.9	14.6	14.2	14.9	15.1
	3H	16.2	16.8	16.5	17.1	17.4	16.2	16.8	16.5	17.1	17.4
	4H	17.1	17.6	17.5	18.0	18.3	17.1	17.6	17.5	18.0	18.3
	6H	17.9	18.3	18.3	18.7	19.0	17.9	18.3	18.3	18.7	19.0
	8H	18.1	18.5	18.5	18.9	19.3	18.1	18.5	18.5	18.9	19.3
8H	2H	18.3	18.7	18.8	19.1	19.5	18.3	18.7	18.8	19.1	19.5
	4H	17.5	17.9	17.9	18.2	18.6	17.5	17.9	17.9	18.2	18.6
	6H	18.4	18.7	18.8	19.1	19.5	18.4	18.7	18.8	19.1	19.5
	8H	18.7	19.0	19.2	19.4	19.9	18.7	19.0	19.2	19.4	19.9
	12H	19.0	19.2	19.5	19.7	20.2	19.0	19.2	19.5	19.7	20.2
12H	4H	17.5	17.8	17.9	18.2	18.7	17.5	17.8	17.9	18.2	18.7
	6H	18.4	18.7	18.9	19.1	19.6	18.4	18.7	18.9	19.1	19.6
	8H	18.8	19.1	19.3	19.5	20.0	18.8	19.1	19.3	19.5	20.0
	12H	19.0	19.2	19.5	19.7	20.2	19.0	19.2	19.5	19.7	20.2
Variation of the observer position for the luminaire distances S											
S = 1.0H	+2.0 / -1.9					+2.0 / -1.9					
S = 1.5H	+4.1 / -2.1					+4.1 / -2.1					
S = 2.0H	+5.8 / -2.4					+5.8 / -2.4					
Standard table	BK02					BK02					
Correction Summand	-2.6					-2.6					
Corrected Glare Indices referring to 2690lm Total Luminous Flux											

Vivid Model Colour Temperature	2700K	3000K	3500K	4000K	Light Pink
📖 Reading			•	•	
🥬 Fruits & Vegetables		•	•		
🍩 Bakery	•				
👤 Retail		•	•		
💄 Cosmetics			•	•	
🥩 Meat					•
🐟 Fish				•	
🐠 Seafood				•	•



For some of its products, Arkoslight offers the possibility to provide them with a special LED, designed to create an illumination focused on visually promoting goods or products for commercial purposes. It is a high chromaticity LED, capable of identifying the colour shades that produce a positive psychological perception of the illuminated object.

This special LED lighting source offers a much more attractive and intense colour range than a conventional LED, besides being much wider. Technically, this is possible thanks to a special LED setting that includes a «special saturation parameter», capable of highlighting the objects colours and materials in such a way that they seem more attractive within the visible light spectrum. To achieve this performance, in each case, the appropriate diode and specific phosphor coating are carefully selected.



Fuente de luz (LED) reemplazable por un profesional autorizado

Replaceable (LED only) light source by an authorized professional.

Source lumineuse (LED) remplaçable par un professionnel agréé

Sorgente luminosa (LED) sostituibile da parte di un professionista autorizzato

Austauschbare (LED) Lichtquelle durch einen autorisierten Fachmann



Equipo de control reemplazable por un profesional autorizado

Replaceable control gear by an authorized professional

Dispositif de commande remplaçable par un professionnel agréé

Alimentatore sostituibile da parte di un professionista autorizzato

Auswechselbares Betriebsgerät durch autorisierten Fachmann

INSTRUCCIONES PARA EL FINAL DE VIDA Y LA ELIMINACIÓN LOS COMPONENTES  
 INSTRUCTIONS ON END-OF-LIFE AND COMPONENT DISPOSAL  
 INSTRUCTIONS POUR LA GESTION DES COMPOSANTS EN FIN DE VIE ET LEUR MISE AU REBUT  
 ISTRUZIONI PER IL FINE VITA E LO SMALTIMENTO DEI COMPONENTI  
 ANWEISUNGEN ZUR ENTSORGUNG DER LEUCHTENKOMPONENTEN



Interrumpir la alimentación del aparato  
 Cut the power supply to the luminaire  
 Couper l'alimentation du luminaire  
 Interrompere l'alimentazione dell'apparecchio  
 Stromversorgung der Leuchte unterbrechen



Quitar la(s) fuente(s) de luz para el desecho  
 Remove light source(s) for disposal  
 Retirer la (les) source(s) lumineuse(s) pour l'élimination  
 Rimuovere la/le sorgente/e di luce per lo smaltimento  
 Lichtquelle(n) zur Entsorgung entfernen



Quitar la batería para el desecho  
 Remove the battery for decommissioning  
 Retirer la batterie pour sa mise au rebut  
 Rimuovere la batteria per la dismissione  
 Die Batterie ordnungsgemäß entsorgen



Quitar el equipo de control para el desecho  
 Remove control gear for disposal  
 Retirer le dispositif de commande pour l'élimination  
 Rimuovere l'alimentatore per lo smaltimento  
 Betriebsgerät zur Entsorgung ausbauen



Enviar los materiales a un centro de recogida RAEE  
 Send the materials to a WEEE collection centre  
 Envoyer les matériaux dans une déchetterie DEEE  
 Inviare i materiali ad un centro di raccolta RAEE  
 Die Materialien in einem WEEE-Zentrum entsorgen

