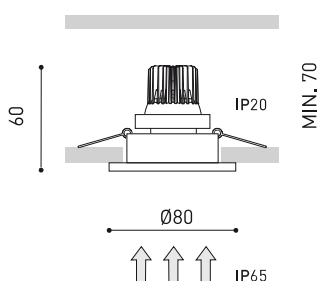




DIMENSIONES



| | |
|------------|---|
| Nombre | BATH ROUND MATT 7.5W DIM PH.CUT 2700K W |
| Referencia | A1551220W |
| Color | Blanco Mate |
| RAL | 9016 |
| Categoría | CEILING RECESSED |

| | |
|----------------------------------|-----------------|
| Tipo | LED |
| Flujo Luminoso | 950 lm |
| Temperatura de color | 2700 K |
| Estabilidad cromática | MacAdam Step 2 |
| Índice de reproducción cromática | CRI >80 |
| Potencia | 7,5 W |
| Corriente | 200 mA |
| Eficacia | 127 lm/W |
| Horas de Vida del LED | L80B10 >60.000h |

| | |
|-----------------------|-----|
| Eficiencia Lumínica | 64% |
| Ángulo del haz de luz | 47° |

| | |
|------------------------------|--|
| Driver | Incluido - Conexión rápida |
| Potencia del sistema | 8,99 W |
| Tensión | 220V/240V |
| Frecuencia | 50/60 Hz |
| Regulación | Recorte de Fase - Otros DIM, consultar |
| Clase de seguridad eléctrica | <input type="checkbox"/> |

| | |
|----------------------------|-------------------------|
| Estanqueidad | IP65 |
| Control inalámbrico | Consultar |
| Alimentación de emergencia | Consultar |
| Medidas de empotramiento | Ø70 mm |
| Peso | 350 g |
| Peso con embalaje | 481,4 g |
| Dimensiones embalaje | 80 x 80 x 115 mm |
| Unidades por embalaje | 1 |
| Materiales | Aluminio / Cristal Mate |

PRODUCTO

| | |
|------------|---|
| Nombre | BATH ROUND MATT 7.5W DIM PH.CUT 2700K W |
| Referencia | A1551220W |
| Color | Blanco Mate |
| RAL | 9016 |
| Categoría | CEILING RECESSED |

FUENTE DE LUZ

| | |
|----------------------------------|-----------------|
| Tipo | LED |
| Flujo Luminoso | 950 lm |
| Temperatura de color | 2700 K |
| Estabilidad cromática | MacAdam Step 2 |
| Índice de reproducción cromática | CRI >80 |
| Potencia | 7,5 W |
| Corriente | 200 mA |
| Eficacia | 127 lm/W |
| Horas de Vida del LED | L80B10 >60.000h |

LUMINARIA | DATOS FOTOMÉTRICOS

| | |
|-----------------------|-----|
| Eficiencia Lumínica | 64% |
| Ángulo del haz de luz | 47° |

LUMINARIA | DATOS ELÉCTRICOS

| | |
|------------------------------|--|
| Driver | Incluido - Conexión rápida |
| Potencia del sistema | 8,99 W |
| Tensión | 220V/240V |
| Frecuencia | 50/60 Hz |
| Regulación | Recorte de Fase - Otros DIM, consultar |
| Clase de seguridad eléctrica | <input type="checkbox"/> |

OTROS DATOS

| | |
|----------------------------|-------------------------|
| Estanqueidad | IP65 |
| Control inalámbrico | Consultar |
| Alimentación de emergencia | Consultar |
| Medidas de empotramiento | Ø70 mm |
| Peso | 350 g |
| Peso con embalaje | 481,4 g |
| Dimensiones embalaje | 80 x 80 x 115 mm |
| Unidades por embalaje | 1 |
| Materiales | Aluminio / Cristal Mate |



Con Bath, Arkoslight ofrece la mejor solución para ambientes húmedos como cocinas o cuartos de baño, gracias a su índice de estanqueidad IP65.

DIAGRAMA POLAR

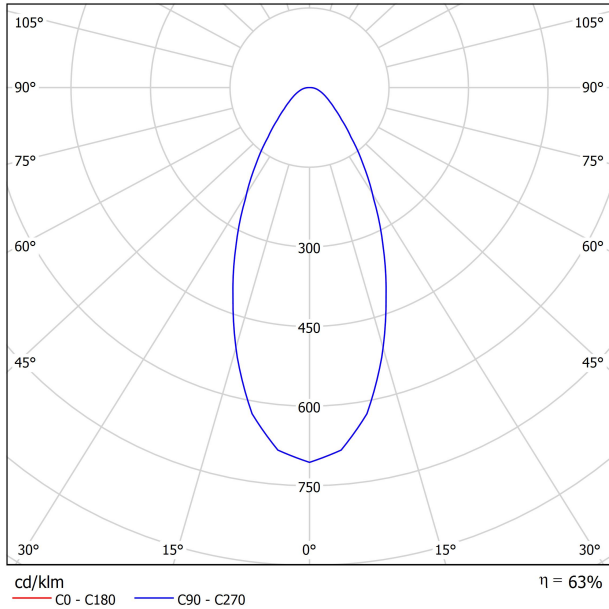
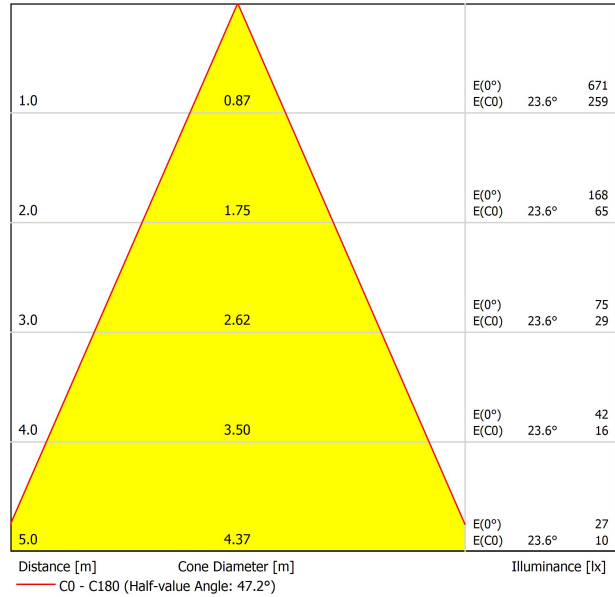


DIAGRAMA CÓNICO



UGR

| Glare Evaluation According to UGR | | | | | | | | | | | |
|--|-------------|--|------|------|------|-------------|---|------|------|------|------|
| ρ Ceiling | 70 | 70 | 50 | 50 | 30 | 70 | 70 | 50 | 50 | 30 | |
| ρ Walls | 50 | 30 | 50 | 30 | 30 | 50 | 30 | 50 | 30 | 30 | |
| ρ Floor | 20 | 20 | 20 | 20 | 20 | 20 | 20 | 20 | 20 | 20 | |
| Room Size X Y | | Viewing direction at right angles to lamp axis | | | | | Viewing direction parallel to lamp axis | | | | |
| 2H | 2H | 21.9 | 22.8 | 22.2 | 23.1 | 23.3 | 21.9 | 22.8 | 22.2 | 23.1 | 23.3 |
| | 3H | 23.5 | 24.3 | 23.8 | 24.6 | 24.8 | 23.5 | 24.3 | 23.8 | 24.6 | 24.8 |
| | 4H | 24.1 | 24.9 | 24.5 | 25.2 | 25.5 | 24.1 | 24.9 | 24.5 | 25.2 | 25.5 |
| | 6H | 24.8 | 25.5 | 25.1 | 25.8 | 26.1 | 24.8 | 25.5 | 25.1 | 25.8 | 26.1 |
| | 8H | 25.1 | 25.8 | 25.4 | 26.1 | 26.4 | 25.1 | 25.8 | 25.4 | 26.1 | 26.4 |
| 4H | 2H | 22.4 | 23.2 | 22.7 | 23.5 | 23.7 | 22.4 | 23.2 | 22.7 | 23.5 | 23.7 |
| | 3H | 24.2 | 24.9 | 24.6 | 25.2 | 25.5 | 24.2 | 24.9 | 24.6 | 25.2 | 25.5 |
| | 4H | 25.1 | 25.7 | 25.4 | 26.0 | 26.3 | 25.1 | 25.7 | 25.4 | 26.0 | 26.3 |
| | 6H | 25.9 | 26.4 | 26.3 | 26.7 | 27.1 | 25.9 | 26.4 | 26.3 | 26.7 | 27.1 |
| | 8H | 26.2 | 26.7 | 26.6 | 27.1 | 27.5 | 26.2 | 26.7 | 26.6 | 27.1 | 27.5 |
| 8H | 2H | 22.4 | 23.2 | 22.7 | 23.5 | 23.7 | 22.4 | 23.2 | 22.7 | 23.5 | 23.7 |
| | 3H | 24.2 | 24.9 | 24.6 | 25.2 | 25.5 | 24.2 | 24.9 | 24.6 | 25.2 | 25.5 |
| | 4H | 25.1 | 25.7 | 25.4 | 26.0 | 26.3 | 25.1 | 25.7 | 25.4 | 26.0 | 26.3 |
| | 6H | 25.9 | 26.4 | 26.3 | 26.7 | 27.1 | 25.9 | 26.4 | 26.3 | 26.7 | 27.1 |
| | 8H | 26.2 | 26.7 | 26.6 | 27.1 | 27.5 | 26.2 | 26.7 | 26.6 | 27.1 | 27.5 |
| 12H | 2H | 22.4 | 23.2 | 22.7 | 23.5 | 23.7 | 22.4 | 23.2 | 22.7 | 23.5 | 23.7 |
| | 3H | 24.2 | 24.9 | 24.6 | 25.2 | 25.5 | 24.2 | 24.9 | 24.6 | 25.2 | 25.5 |
| | 4H | 25.1 | 25.7 | 25.4 | 26.0 | 26.3 | 25.1 | 25.7 | 25.4 | 26.0 | 26.3 |
| | 6H | 25.9 | 26.4 | 26.3 | 26.7 | 27.1 | 25.9 | 26.4 | 26.3 | 26.7 | 27.1 |
| | 8H | 26.2 | 26.7 | 26.6 | 27.1 | 27.5 | 26.2 | 26.7 | 26.6 | 27.1 | 27.5 |
| 12H | 2H | 22.4 | 23.2 | 22.7 | 23.5 | 23.7 | 22.4 | 23.2 | 22.7 | 23.5 | 23.7 |
| | 3H | 24.2 | 24.9 | 24.6 | 25.2 | 25.5 | 24.2 | 24.9 | 24.6 | 25.2 | 25.5 |
| | 4H | 25.1 | 25.7 | 25.4 | 26.0 | 26.3 | 25.1 | 25.7 | 25.4 | 26.0 | 26.3 |
| | 6H | 25.9 | 26.4 | 26.3 | 26.7 | 27.1 | 25.9 | 26.4 | 26.3 | 26.7 | 27.1 |
| | 8H | 26.2 | 26.7 | 26.6 | 27.1 | 27.5 | 26.2 | 26.7 | 26.6 | 27.1 | 27.5 |
| Variation of the observer position for the luminaire distances S | | | | | | | | | | | |
| S = 1.0H | +0.3 / -0.4 | | | | | +0.3 / -0.4 | | | | | |
| S = 1.5H | +0.9 / -0.7 | | | | | +0.9 / -0.7 | | | | | |
| S = 2.0H | +1.6 / -1.0 | | | | | +1.6 / -1.0 | | | | | |
| Standard table | BK05 | | | | | BK05 | | | | | |
| Correction Summand | 8.1 | | | | | 8.1 | | | | | |
| Corrected Glare Indices referring to 950lm Total Luminous Flux | | | | | | | | | | | |



DRIVER

0433-01-28 DRIVER LED 7.5W 200mA DIM PH.CUT

PHASE CUT DIMMERS TESTED FOR COMPATIBILITY:

| Brand / Manufacturer | Model number | Dimming Type |
|----------------------|-------------------------------------|------------------------|
| Busch | 2247U | Leading edge |
| Busch | 6523 U | Leading edge |
| Legrand | Cat 400T | Trailing edge |
| Legrand | 6708300% | Trailing edge |
| Legrand | 77006200% | Trailing edge |
| NIKO | 310-01900 | Trailing edge |
| NIKO | 310-02700 | Trailing edge |
| NIKO | 310-02800 | Trailing edge |
| OSRAM | MCU Te250 | Trailing edge |
| Siemens | 5TC8 284 | Trailing edge |
| Diginet | MEDM/LED Smart phase (DGLCDM400) | Trailing edge |
| Clipsal | 32ELEDM | Trailing edge |
| Hager B&R | WBMD400LED | Trailing edge |
| V-PRO | 250W MAX. GLS | Trailing edge |
| SG | LEDDIM 400 | Trailing edge |
| ELKO | 316 GLED | Leading edge |
| Hamilton | LEDIT-B100 | Trailing edge |
| VLTIMATE | GU6012L | Trailing edge |
| SHUTTLE | SDIM-T-LED500W | Leading edge |
| RADIANT | LEDDIMO4-500W | Trailing edge |
| GIRA | 238500% | Trailing /Leading edge |
| JUNG | 122400% | Trailing /Leading edge |

THE PARTICULAR CONDITIONS OF EACH INSTALLATION AND THE SPECIFICATIONS AND CONDITIONS OF USE OF EACH REGULATOR, MAY DIFFER FROM THOSE CONSIDERED IN THE COMPATIBILITY TESTING, AND AFFECT ITS PERFORMANCE IN SAID INSTALLATION.

FOR MORE INFO, PLEASE CONSULT



Fuente de luz (LED) reemplazable por un profesional autorizado

Replaceable (LED only) light source by an authorized professional.

Source lumineuse (LED) remplaçable par un professionnel agréé

Sorgente luminosa (LED) sostituibile da parte di un professionista autorizzato

Austauschbare (LED) Lichtquelle durch einen autorisierten Fachmann



Equipo de control reemplazable por un profesional autorizado

Replaceable control gear by an authorized professional

Dispositif de commande remplaçable par un professionnel agréé

Alimentatore sostituibile da parte di un professionista autorizzato

Auswechselbares Betriebsgerät durch autorisierten Fachmann

INSTRUCCIONES PARA EL FINAL DE VIDA Y LA ELIMINACIÓN LOS COMPONENTES
 INSTRUCTIONS ON END-OF-LIFE AND COMPONENT DISPOSAL
 INSTRUCTIONS POUR LA GESTION DES COMPOSANTS EN FIN DE VIE ET LEUR MISE AU REBUT
 ISTRUZIONI PER IL FINE VITA E LO SMALTIMENTO DEI COMPONENTI
 ANWEISUNGEN ZUR ENTSORGUNG DER LEUCHTENKOMPONENTEN



Interrumpir la alimentación del aparato
 Cut the power supply to the luminaire
 Couper l'alimentation du luminaire
 Interrompere l'alimentazione dell'apparecchio
 Stromversorgung der Leuchte unterbrechen



Quitar la(s) fuente(s) de luz para el desecho
 Remove light source(s) for disposal
 Retirer la (les) source(s) lumineuse(s) pour l'élimination
 Rimuovere la/le sorgente/e di luce per lo smaltimento
 Lichtquelle(n) zur Entsorgung entfernen



Quitar la batería para el desecho
 Remove the battery for decommissioning
 Retirer la batterie pour sa mise au rebut
 Rimuovere la batteria per la dismissione
 Die Batterie ordnungsgemäß entsorgen



Quitar el equipo de control para el desecho
 Remove control gear for disposal
 Retirer le dispositif de commande pour l'élimination
 Rimuovere l'alimentatore per lo smaltimento
 Betriebsgerät zur Entsorgung ausbauen

Enviar los materiales a un centro de recogida RAEE
 Send the materials to a WEEE collection centre
 Envoyer les matériaux dans une déchetterie DEEE
 Inviare i materiali ad un centro di raccolta RAEE
 Die Materialien in einem WEEE-Zentrum entsorgen

