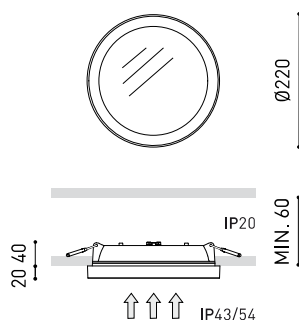




## Dimensions



## Awards



<b>Name</b>	STRAM 3 DIM PUSH 3000K WT
<b>Reference</b>	A1970321WT
<b>Colour</b>	Textured white
<b>RAL</b>	9016
<b>Category</b>	CEILING RECESSED
<b>Type</b>	LED
<b>Gross luminous flux</b>	3025 lm
<b>Colour temperature</b>	3000 K
<b>Chromatic stability</b>	MacAdam Step 2
<b>Colour Rendering Index</b>	CRI>90
<b>Power</b>	22 W
<b>Current</b>	700 mA
<b>Efficacy</b>	138 lm/W
<b>LED lifespan</b>	L80B10 >60.000h
<b>Energy efficiency class</b>	D
<b>Lighting efficiency</b>	87%
<b>Light beam angle</b>	99°
<b>Driver</b>	Included - Connected
<b>Power values of the system</b>	25,58 W
<b>Frequency</b>	50/60 Hz
<b>Dimming</b>	Push
<b>Electrical insulation class</b>	□
<b>Sealing</b>	IP43
<b>Wireless control</b>	Please Consult
<b>Emergency power supply</b>	Please Consult
<b>Impact resistance</b>	IK07
<b>Recess measurements</b>	Ø205 mm
<b>Weight</b>	1090 g
<b>Packaged weight</b>	1255,1 g
<b>Packaging dimensions</b>	332 x 245 x 84 mm
<b>Units per package</b>	1
<b>Materials</b>	Aluminium / Polymethyl Methacrylate

## PRODUCT

## LIGHT SOURCE

## LIGHTING FIXTURE | PHOTOMETRIC DATA

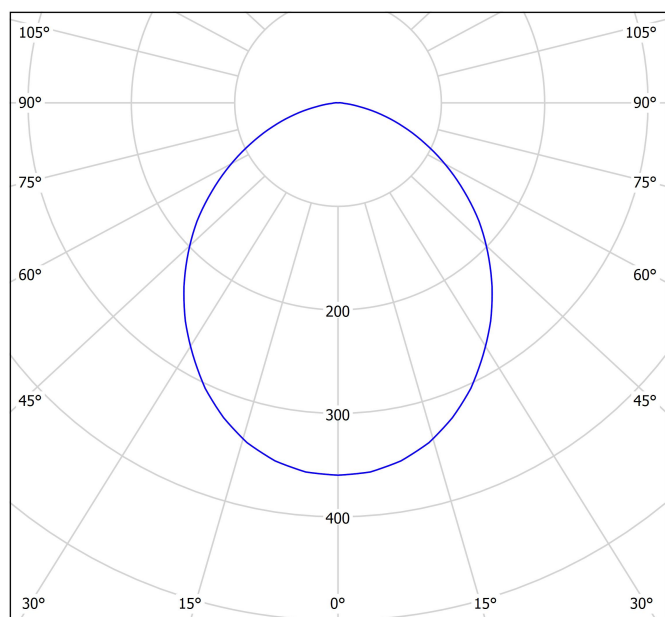
## LIGHTING FIXTURE | ELECTRICAL DATA

## OTHER DATA



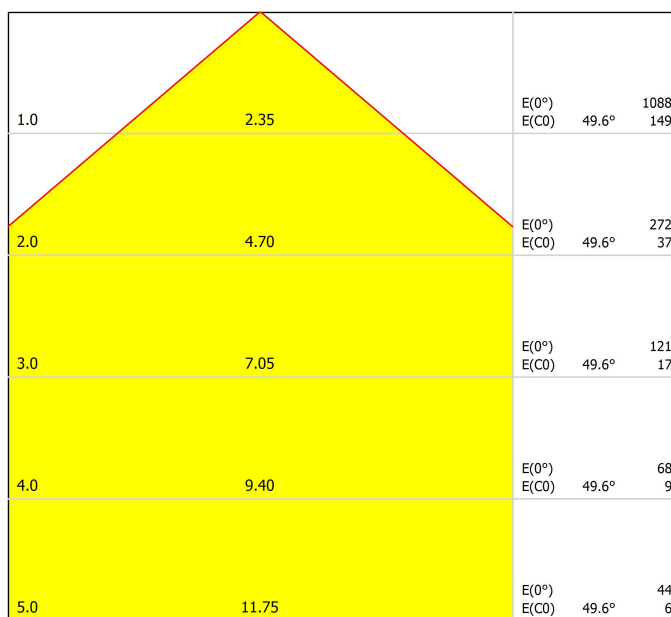
Ceiling recessed downlight, with a prominent bezel and textured finish, for general lighting functions with diffuse light. Its differentiated aesthetics provide distinction in spaces where it is fitted, considerably different to the traditional round downlight.

## Polar diagram



cd/klm  
 — C0 - C180 — C90 - C270  
 $\eta = 87\%$

## Conical diagram

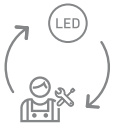


Distance [m] Cone Diameter [m] Illuminance [lx]  
 — C0 - C180 (Half-value Angle: 99.2°)

## UGR

### Glare Evaluation According to UGR

p Ceiling		70	70	50	50	30	70	70	50	50	30
p Walls		50	30	50	30	30	50	30	50	30	30
p Floor		20	20	20	20	20	20	20	20	20	20
Room Size X Y		Viewing direction at right angles to lamp axis					Viewing direction parallel to lamp axis				
2H	2H	22.6	23.8	22.9	24.0	24.3	22.6	23.8	22.9	24.0	24.3
	3H	24.0	25.2	24.3	25.4	25.7	24.0	25.2	24.3	25.4	25.7
	4H	24.5	25.6	24.8	25.8	26.1	24.5	25.6	24.8	25.8	26.1
	6H	24.8	25.7	25.1	26.0	26.3	24.8	25.7	25.1	26.0	26.3
	8H	24.8	25.7	25.2	26.1	26.4	24.8	25.7	25.2	26.1	26.4
4H	12H	24.8	25.7	25.2	26.0	26.4	24.8	25.7	25.2	26.0	26.4
	2H	23.0	24.1	23.4	24.4	24.7	23.0	24.1	23.4	24.4	24.7
	3H	24.7	25.6	25.1	25.9	26.3	24.7	25.6	25.1	25.9	26.3
	4H	25.3	26.1	25.7	26.4	26.8	25.3	26.1	25.7	26.4	26.8
	6H	25.7	26.3	26.1	26.7	27.1	25.7	26.3	26.1	26.7	27.1
8H	8H	25.7	26.4	26.2	26.8	27.2	25.7	26.4	26.2	26.8	27.2
	12H	25.8	26.3	26.2	26.7	27.2	25.8	26.3	26.2	26.7	27.2
	4H	25.5	26.1	25.9	26.5	26.9	25.5	26.1	25.9	26.5	26.9
	6H	25.9	26.5	26.4	26.9	27.3	25.9	26.5	26.4	26.9	27.3
	8H	26.1	26.5	26.5	27.0	27.4	26.1	26.5	26.5	27.0	27.4
12H	12H	26.1	26.5	26.6	27.0	27.5	26.1	26.5	26.6	27.0	27.5
	4H	25.5	26.1	26.0	26.5	26.9	25.5	26.1	26.0	26.5	26.9
	6H	26.0	26.4	26.4	26.9	27.3	26.0	26.4	26.4	26.9	27.3
	8H	26.1	26.5	26.6	27.0	27.5	26.1	26.5	26.6	27.0	27.5
Variation of the observer position for the luminaire distances S											
S = 1.0H		+0.1 / -0.2					+0.1 / -0.2				
S = 1.5H		+0.3 / -0.5					+0.3 / -0.5				
S = 2.0H		+0.6 / -1.0					+0.6 / -1.0				
Standard table		BK04					BK04				
Correction Summand		4.2					4.2				
Corrected Glare Indices referring to 3025lm Total Luminous Flux											



Fuente de luz (LED) reemplazable por un profesional autorizado

Replaceable (LED only) light source by an authorized professional.

Source lumineuse (LED) remplaçable par un professionnel agréé

Sorgente luminosa (LED) sostituibile da parte di un professionista autorizzato

Austauschbare (LED) Lichtquelle durch einen autorisierten Fachmann



Equipo de control reemplazable por un profesional autorizado

Replaceable control gear by an authorized professional

Dispositif de commande remplaçable par un professionnel agréé

Alimentatore sostituibile da parte di un professionista autorizzato

Auswechselbares Betriebsgerät durch autorisierten Fachmann

## Instrucciones para el final de vida y la eliminación de los componentes:

### Instructions on end-of-life and component disposal:

### Instructions pour la gestion des composants en fin de vie et leur mise au rebut :

### Istruzioni per il fine vita e lo smaltimento dei componenti:

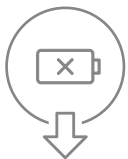
### Anweisungen zur entsorgung der Leuchtenkomponenten:



Interrumpir la alimentación del aparato  
Cut the power supply to the luminaire  
Couper l'alimentation du luminaire  
Interrompere l'alimentazione dell'apparecchio  
Stromversorgung der Leuchte unterbrechen



Quitar la(s) fuente(s) de luz para el desecho  
Remove light source(s) for disposal  
Retirer la (les) source(s) lumineuse(s) pour l'élimination  
Rimuovere la/le sorgente/e di luce per lo smaltimento  
Lichtquelle(n) zur Entsorgung entfernen



Quitar la batería para el desecho  
Remove the battery for decommissioning  
Retirer la batterie pour sa mise au rebut  
Rimuovere la batteria per la dismissione  
Die Batterie ordnungsgemäß entsorgen



Quitar el equipo de control para el desecho  
Remove control gear for disposal  
Retirer le dispositif de commande pour l'élimination  
Rimuovere l'alimentatore per lo smaltimento  
Betriebsgerät zur Entsorgung ausbauen



Enviar los materiales a un centro de recogida RAEE  
Send the materials to a WEEE collection centre  
Envoyer les matériaux dans une déchetterie DEEE  
Inviare i materiali ad un centro di raccolta RAEE  
Die Materialien in einem WEEE-Zentrum entsorgen

