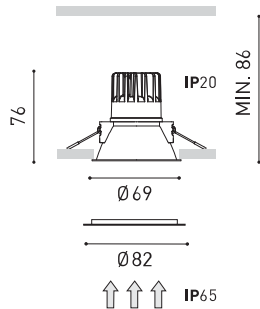




DIMENSIONS



ACCESSORIES



ADD-ON BEZEL

AWARDS



Name	SWAP IP65 S 6W PH.CUT DIM TO WARM W
Reference	A2121329W65
Color	Matt white
RAL	Colour in the mass looks alike RAL 9010
Category	CEILING RECESSED

PRODUCT

Type	LED
Gross luminous flux	640 lm
Colour temperature	Dim to warm 3000 - 1800 K
Chromatic stability	MacAdam Step 3
Colour Rendering Index	CRI >90
Power	6 W
Current	350 mA
Efficacy	107 lm/W
LED lifespan	L80B20 >55.000h

LIGHT SOURCE

Lighting efficiency	76%
Light beam angle	36°

LIGHTING FIXTURE | PHOTOMETRIC DATA

Driver	Included - Fast Connect
Power values of the system	7,63 W
Frequency	50/60 Hz
Dimming	Phase Cut - Other DIM, please consult
Electrical insulation class	□

LIGHTING FIXTURE | ELECTRICAL DATA

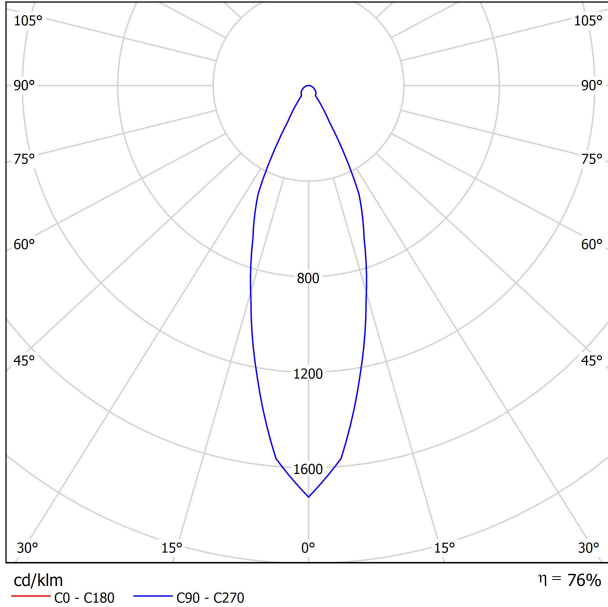
Sealing	IP65
Wireless control	Please Consult
Emergency power supply	Please Consult
Impact resistance	IK07
Recess measurements	Ø62 mm
Weight	200 g
Packaged weight	233,5 g
Packaging dimensions	147 x 132 x 134 mm
Units per package	1
Materials	Aluminium / Polycarbonate

OTHER DATA



Swap is a ceiling recessed LED spotlight whose main features are its minimalist aspect, its perfect integration into the ceiling, and considerable visual comfort, thanks to the small reflector that is set back with respect to the ceiling plane. When it is switched on, its matte finish shade generates an attractive effect, a discrete circle of light. It includes an add-on bezel that can be used optionally to cover larger recess diameters.

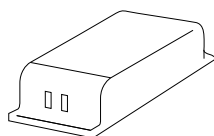
POLAR DIAGRAM



CONICAL DIAGRAM

UGR

Glare Evaluation According to UGR											
ρ Ceiling		70	70	50	50	30	70	70	50	50	30
ρ Walls		50	30	50	30	30	50	30	50	30	30
ρ Floor		20	20	20	20	20	20	20	20	20	20
Room Size X Y		Viewing direction at right angles to lamp axis					Viewing direction parallel to lamp axis				
2H	2H	16.9	17.7	17.2	17.9	18.1	16.9	17.7	17.2	17.9	18.1
	3H	18.8	19.5	19.1	19.8	20.0	18.8	19.5	19.1	19.8	20.0
	4H	19.6	20.3	19.9	20.6	20.8	19.6	20.3	19.9	20.6	20.8
	6H	20.4	21.0	20.7	21.3	21.6	20.4	21.0	20.7	21.3	21.6
	8H	20.7	21.3	21.0	21.6	21.9	20.7	21.3	21.0	21.6	21.9
4H	12H	21.0	21.6	21.3	21.9	22.2	21.0	21.6	21.3	21.9	22.2
	2H	17.5	18.2	17.8	18.5	18.7	17.5	18.2	17.8	18.5	18.7
	3H	19.7	20.3	20.0	20.6	20.9	19.7	20.3	20.0	20.6	20.9
	4H	20.7	21.2	21.0	21.5	21.9	20.7	21.2	21.0	21.5	21.9
	6H	21.6	22.0	22.0	22.4	22.7	21.6	22.0	22.0	22.4	22.7
8H	8H	22.0	22.4	22.4	22.7	23.1	22.0	22.4	22.4	22.7	23.1
	12H	22.3	22.7	22.8	23.1	23.5	22.3	22.7	22.8	23.1	23.5
	4H	21.0	21.4	21.5	21.8	22.2	21.0	21.4	21.5	21.8	22.2
12H	6H	22.1	22.4	22.6	22.9	23.3	22.1	22.4	22.6	22.9	23.3
	8H	22.7	22.9	23.1	23.4	23.8	22.7	22.9	23.1	23.4	23.8
	8H	23.2	23.4	23.7	23.9	24.4	23.2	23.4	23.7	23.9	24.4
12H	4H	21.1	21.4	21.5	21.8	22.3	21.1	21.4	21.5	21.8	22.3
	6H	22.2	22.5	22.7	23.0	23.4	22.2	22.5	22.7	23.0	23.4
	8H	22.8	23.1	23.3	23.5	24.0	22.8	23.1	23.3	23.5	24.0
Variation of the observer position for the luminaire distances S											
S = 1.0H		+0.2 / -0.1					+0.2 / -0.1				
S = 1.5H		+0.4 / -0.3					+0.4 / -0.3				
S = 2.0H		+0.6 / -0.6					+0.6 / -0.6				
Standard table		BK07					BK07				
Correction Summand		6.1					6.1				
Corrected Glare Indices referring to 640lm Total Luminous Flux											



DRIVER

0000-84-24	DRIVER 10W 350mA PHASE CUT DTW
------------	--------------------------------

PHASE CUT DIMMERS TESTED FOR COMPATIBILITY:

Brand / Manufacturer	Model number	Dimming Type
Niko	310-0190X	Trailing edge
Jung	LB-Management	Trailing edge
HZC Electric	AU-P3	Trailing edge
Philips	SED-200A	Trailing edge
Merten/Schneider	SBD315RC	Trailing edge
Etman	ETM327	Trailing edge
Etman	ETM329	Trailing edge
Casambi	CBU-TED	Trailing edge

THE PARTICULAR CONDITIONS OF EACH INSTALLATION AND THE SPECIFICATIONS AND CONDITIONS OF USE OF EACH REGULATOR, MAY DIFFER FROM THOSE CONSIDERED IN THE COMPATIBILITY TESTING, AND AFFECT ITS PERFORMANCE IN SAID INSTALLATION.

FOR MORE INFO, PLEASE CONSULT



	PRODUCT
Model	Swap S Add-On Bezel
Colour	W □ Matt white
Category	Accessories



① 62-66

+

① 66-78

Accessory always included but for optional use.

It extends the piece's bezel to cover larger recesses, keeping Swap's minimalism and its perfect integration into the ceiling.

Easy to fit. Ideal for reforms to replace the light spot, with the already existing holes, without altering the ceiling or repainting. Swap is the best option for updating to LED technology by means of a real light fixture with incorporated LED, in contrast to just a retrofit lamp that only implies a less efficient update of the light source.



Fuente de luz (LED) reemplazable por un profesional autorizado
 Replaceable (LED only) light source by an authorized professional.
 Source lumineuse (LED) remplaçable par un professionnel agréé
 Sorgente luminosa (LED) sostituibile da parte di un professionista autorizzato
 Austauschbare (LED) Lichtquelle durch einen autorisierten Fachmann



Equipo de control reemplazable por un profesional autorizado
 Replaceable control gear by an authorized professional
 Dispositif de commande remplaçable par un professionnel agréé
 Alimentatore sostituibile da parte di un professionista autorizzato
 Auswechselbares Betriebsgerät durch autorisierten Fachmann

INSTRUCCIONES PARA EL FINAL DE VIDA Y LA ELIMINACIÓN LOS COMPONENTES
 INSTRUCTIONS ON END-OF-LIFE AND COMPONENT DISPOSAL
 INSTRUCTIONS POUR LA GESTION DES COMPOSANTS EN FIN DE VIE ET LEUR MISE AU REBUT
 ISTRUZIONI PER IL FINE VITA E LO SMALTIMENTO DEI COMPONENTI
 ANWEISUNGEN ZUR ENTSORGUNG DER LEUCHTENKOMPONENTEN



Interrumpir la alimentación del aparato
 Cut the power supply to the luminaire
 Couper l'alimentation du luminaire
 Interrompere l'alimentazione dell'apparecchio
 Stromversorgung der Leuchte unterbrechen



Quitar la(s) fuente(s) de luz para el desecho
 Remove light source(s) for disposal
 Retirer la (les) source(s) lumineuse(s) pour l'élimination
 Rimuovere la/le sorgente/e di luce per lo smaltimento
 Lichtquelle(n) zur Entsorgung entfernen



Quitar la batería para el desecho
 Remove the battery for decommissioning
 Retirer la batterie pour sa mise au rebut
 Rimuovere la batteria per la dismissione
 Die Batterie ordnungsgemäß entsorgen



Quitar el equipo de control para el desecho
 Remove control gear for disposal
 Retirer le dispositif de commande pour l'élimination
 Rimuovere l'alimentatore per lo smaltimento
 Betriebsgerät zur Entsorgung ausbauen

Enviar los materiales a un centro de recogida RAEE
 Send the materials to a WEEE collection centre
 Envoyer les matériaux dans une déchetterie DEEE
 Inviare i materiali ad un centro di raccolta RAEE
 Die Materialien in einem WEEE-Zentrum entsorgen

