



### DIMENSIONS



### ACCESSORIES



IP65 ACCESSORY



ADD-ON BEZEL



FLAT SPRING ACCESSORY

### AWARDS



reddot design award  
winner 2015



GERMAN  
DESIGN  
AWARD  
NOMINEE  
2016

### PRODUCT

Name	SWAP M 7W DIM PH.CUT 4000K W
Reference	A2122222W
Color	Matt white
RAL	Colour in the mass looks alike RAL 9010
Category	CEILING RECESSED

### LIGHT SOURCE

Type	LED
Gross luminous flux	960 lm
Colour temperature	4000 K
Chromatic stability	MacAdam Step 2
Colour Rendering Index	CRI > 90
Power	7 W
Current	200 mA
Efficacy	137 lm/W
LED lifespan	L90B10 > 55.000h

### LIGHTING FIXTURE | PHOTOMETRIC DATA

Lighting efficiency	86%
Light beam angle	42°

### LIGHTING FIXTURE | ELECTRICAL DATA

Driver	Included - Fast Connect
Power values of the system	8,39 W
Frequency	50/60 Hz
Dimming	Phase Cut - Other DIM, please consult
Electrical insulation class	□

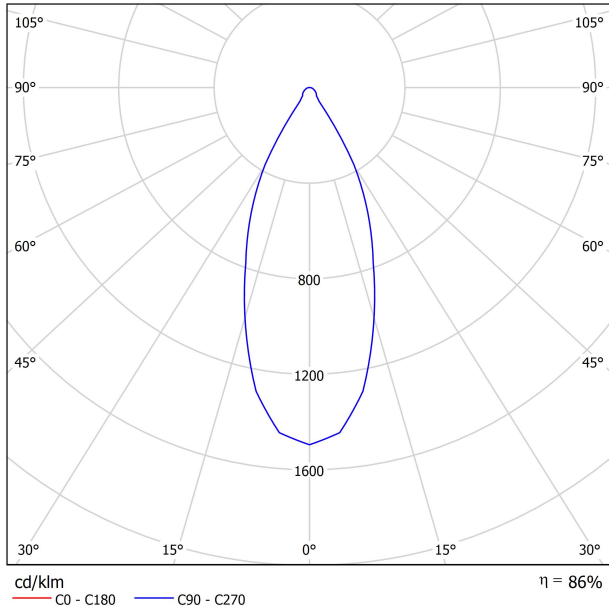
### OTHER DATA

Sealing	IP20
Wireless control	Please Consult
Emergency power supply	Please Consult
Impact resistance	IK07
Recess measurements	Ø75 mm
Weight	215 g
Packaged weight	255 g
Packaging dimensions	100 x 102 x 97 mm
Units per package	1
Materials	Aluminium / Polycarbonate

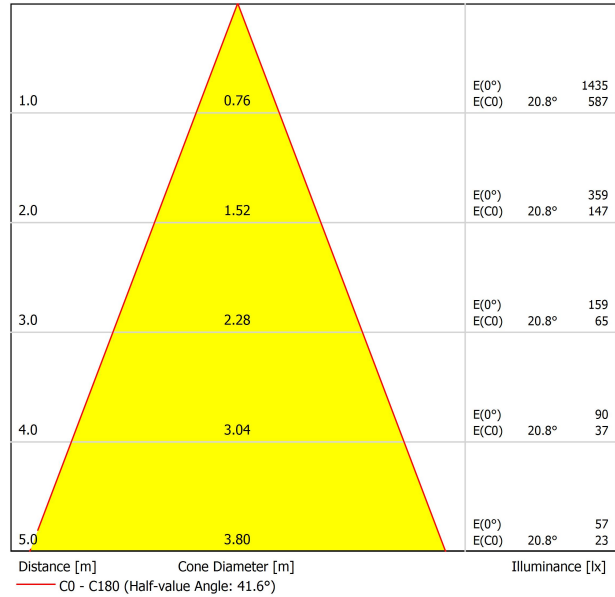


Swap is a ceiling recessed LED spotlight whose main features are its minimalist aspect, its perfect integration into the ceiling, and considerable visual comfort, thanks to the small reflector that is set back with respect to the ceiling plane. When it is switched on, its matte finish shade generates an attractive effect, a discrete circle of light. It includes an add-on bezel that can be used optionally to cover larger recess diameters.

POLAR DIAGRAM

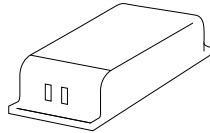


CONICAL DIAGRAM



UGR

Glare Evaluation According to UGR											
ρ Ceiling	70	70	50	50	30	70	70	50	50	30	30
ρ Walls	50	30	50	30	30	50	30	50	30	30	30
ρ Floor	20	20	20	20	20	20	20	20	20	20	20
Room Size X Y		Viewing direction at right angles to lamp axis					Viewing direction parallel to lamp axis				
2H	2H	15.7	16.5	16.0	16.7	16.9	15.7	16.5	16.0	16.7	16.9
	3H	17.5	18.2	17.8	18.5	18.7	17.5	18.2	17.8	18.5	18.7
	4H	18.3	19.0	18.7	19.3	19.5	18.3	19.0	18.7	19.3	19.5
	6H	19.1	19.7	19.4	20.0	20.3	19.1	19.7	19.4	20.0	20.3
	8H	19.5	20.0	19.8	20.3	20.6	19.5	20.0	19.8	20.3	20.6
4H	2H	16.3	17.0	16.6	17.2	17.5	16.3	17.0	16.6	17.2	17.5
	3H	18.4	18.9	18.7	19.2	19.6	18.4	18.9	18.7	19.2	19.6
	4H	19.4	19.8	19.7	20.2	20.5	19.4	19.8	19.7	20.2	20.5
	6H	20.3	20.7	20.7	21.1	21.4	20.3	20.7	20.7	21.1	21.4
	8H	20.7	21.1	21.1	21.5	21.9	20.7	21.1	21.1	21.5	21.9
8H	2H	21.2	21.5	21.6	21.9	22.3	21.2	21.5	21.6	21.9	22.3
	4H	19.7	20.1	20.2	20.5	20.9	19.7	20.1	20.2	20.5	20.9
	6H	20.9	21.1	21.3	21.6	22.0	20.9	21.1	21.3	21.6	22.0
	8H	21.4	21.7	21.9	22.1	22.6	21.4	21.7	21.9	22.1	22.6
	12H	22.0	22.2	22.5	22.7	23.2	22.0	22.2	22.5	22.7	23.2
12H	4H	19.8	20.1	20.2	20.5	20.9	19.8	20.1	20.2	20.5	20.9
	6H	21.0	21.2	21.5	21.7	22.1	21.0	21.2	21.5	21.7	22.1
	8H	21.6	21.8	22.1	22.3	22.8	21.6	21.8	22.1	22.3	22.8
Variation of the observer position for the luminaire distances S											
S = 1.0H	+1.0 / -0.3					+1.0 / -0.3					
S = 1.5H	+2.1 / -0.5					+2.1 / -0.5					
S = 2.0H	+3.2 / -0.8					+3.2 / -0.8					
Standard table	BK06					BK06					
Correction Summand	3.8					3.8					
Corrected Glare Indices referring to 960lm Total Luminous Flux											



## DRIVER

0433-01-28 DRIVER LED 7.5W 200mA DIM PH.CUT

## PHASE CUT DIMMERS TESTED FOR COMPATIBILITY:

Brand / Manufacturer	Model number	Dimming Type
Busch	2247U	Leading edge
Busch	6523 U	Leading edge
Legrand	Cat 400T	Trailing edge
Legrand	6708300%	Trailing edge
Legrand	77006200%	Trailing edge
NIKO	310-01900	Trailing edge
NIKO	310-02700	Trailing edge
NIKO	310-02800	Trailing edge
OSRAM	MCU Te250	Trailing edge
Siemens	5TC8 284	Trailing edge
Diginet	MEDM/LED Smart phase (DGLCDM400)	Trailing edge
Clipsal	32ELEDM	Trailing edge
Hager B&R	WBMD400LED	Trailing edge
V-PRO	250W MAX. GLS	Trailing edge
SG	LEDDIM 400	Trailing edge
ELKO	316 GLED	Leading edge
Hamilton	LEDIT-B100	Trailing edge
VLTIMATE	GU6012L	Trailing edge
SHUTTLE	SDIM-T-LED500W	Leading edge
RADIANT	LEDDIMO4-500W	Trailing edge
GIRA	238500%	Trailing /Leading edge
JUNG	122400%	Trailing /Leading edge

THE PARTICULAR CONDITIONS OF EACH INSTALLATION AND THE SPECIFICATIONS AND CONDITIONS OF USE OF EACH REGULATOR, MAY DIFFER FROM THOSE CONSIDERED IN THE COMPATIBILITY TESTING, AND AFFECT ITS PERFORMANCE IN SAID INSTALLATION.

FOR MORE INFO, PLEASE CONSULT



IP20



IP65

	PRODUCT
Model	IP65 Accessory M
Reference	A2122065
Category	Accessories

PRE-ASSEMBLED. NOT SOLD SEPARATELY.  
AFFECTS THE LIGHTING PARAMETERS.



46°

To make the difference, Swap IP65 reaches a high sealing level, maintaining at the same time the same aesthetics as a standard Swap. The insulating property is obtained thanks to a protection placed just over the LED, and a silicone joint on the internal part of the bezel. In this way, the external aspect of Swap IP65 is identical to any other Swap IP20.

Swap offers the possibility of requesting any of its models with IP65-rated weather resistance, which converts it into an optimal luminaire to be installed in atmospheres where the product may suffer from the impact of water or frequent presence of humidity.



	PRODUCT
Model	Swap M Add-On Bezel
Colour	W □   Matt white
Category	Accessories



① 75-79  
+

① 79-91

Accessory always included but for optional use.

It extends the piece's bezel to cover larger recesses, keeping Swap's minimalism and its perfect integration into the ceiling.

Easy to fit. Ideal for reforms to replace the light spot, with the already existing holes, without altering the ceiling or repainting. Swap is the best option for updating to LED technology by means of a real light fixture with incorporated LED, in contrast to just a retrofit lamp that only implies a less efficient update of the light source.



	PRODUCT
Model	Swap M Flat Spring
Reference	A2120000
Category	Accessories

The springs "Flat Spring" is an accessory that replaces the fixing clamp system for recessed installations in cement ceilings.

With Swap XL, L and M versions, the customer will receive a mounting kit wich will allow him to change the fixing clamps for the new system.



Fuente de luz (LED) reemplazable por un profesional autorizado  
 Replaceable (LED only) light source by an authorized professional.  
 Source lumineuse (LED) remplaçable par un professionnel agréé  
 Sorgente luminosa (LED) sostituibile da parte di un professionista autorizzato  
 Austauschbare (LED) Lichtquelle durch einen autorisierten Fachmann



Equipo de control reemplazable por un profesional autorizado  
 Replaceable control gear by an authorized professional  
 Dispositif de commande remplaçable par un professionnel agréé  
 Alimentatore sostituibile da parte di un professionista autorizzato  
 Auswechselbares Betriebsgerät durch autorisierten Fachmann

INSTRUCCIONES PARA EL FINAL DE VIDA Y LA ELIMINACIÓN LOS COMPONENTES  
 INSTRUCTIONS ON END-OF-LIFE AND COMPONENT DISPOSAL  
 INSTRUCTIONS POUR LA GESTION DES COMPOSANTS EN FIN DE VIE ET LEUR MISE AU REBUT  
 ISTRUZIONI PER IL FINE VITA E LO SMALTIMENTO DEI COMPONENTI  
 ANWEISUNGEN ZUR ENTSORGUNG DER LEUCHTENKOMPONENTEN



Interrumpir la alimentación del aparato  
 Cut the power supply to the luminaire  
 Couper l'alimentation du luminaire  
 Interrompere l'alimentazione dell'apparecchio  
 Stromversorgung der Leuchte unterbrechen



Quitar la(s) fuente(s) de luz para el desecho  
 Remove light source(s) for disposal  
 Retirer la (les) source(s) lumineuse(s) pour l'élimination  
 Rimuovere la/le sorgente/e di luce per lo smaltimento  
 Lichtquelle(n) zur Entsorgung entfernen



Quitar la batería para el desecho  
 Remove the battery for decommissioning  
 Retirer la batterie pour sa mise au rebut  
 Rimuovere la batteria per la dismissione  
 Die Batterie ordnungsgemäß entsorgen



Quitar el equipo de control para el desecho  
 Remove control gear for disposal  
 Retirer le dispositif de commande pour l'élimination  
 Rimuovere l'alimentatore per lo smaltimento  
 Betriebsgerät zur Entsorgung ausbauen

Enviar los materiales a un centro de recogida RAEE  
 Send the materials to a WEEE collection centre  
 Envoyer les matériaux dans une déchetterie DEEE  
 Inviare i materiali ad un centro di raccolta RAEE  
 Die Materialien in einem WEEE-Zentrum entsorgen

