



DIMENSIONES



| | |
|------------|---|
| Nombre | FOX 2 DIM PUSH 3000K W |
| Referencia | A2170221W |
| Color | Matt white |
| RAL | Colour in the mass looks alike RAL 9016 |
| Categoría | CEILING RECESSED |

PRODUCTO

| | |
|----------------------------------|------------------|
| Tipo | LED |
| Flujo Luminoso | 2225 lm |
| Temperatura de color | 3000 K |
| Estabilidad cromática | MacAdam Step 2 |
| Índice de reproducción cromática | CRI > 90 |
| Potencia | 15,5 W |
| Corriente | 500 mA |
| Eficacia | 144 lm/W |
| Horas de Vida del LED | L80B10 > 60.000h |

FUENTE DE LUZ

| | |
|-----------------------|------|
| Eficiencia Lumínica | 74% |
| Ángulo del haz de luz | 112° |

LUMINARIA | DATOS FOTOMÉTRICOS

| | |
|------------------------------|--------------------------|
| Driver | Included - Connected |
| Potencia del sistema | 18,41 W |
| Tensión | 220V/240V |
| Frecuencia | 50/60 Hz |
| Regulación | Push |
| Clase de seguridad eléctrica | <input type="checkbox"/> |

LUMINARIA | DATOS ELÉCTRICOS

| | |
|----------------------------|------------------------------------|
| Estanqueidad | IP54 |
| Control inalámbrico | Please Consult |
| Alimentación de emergencia | Please Consult |
| Resistencia a impactos | IK10 |
| Medidas de empotramiento | Ø205 mm |
| Peso | 540 g |
| Peso con embalaje | 656 g |
| Dimensiones embalaje | 260 x 225 x 69,5 mm |
| Unidades por embalaje | 1 |
| Materiales | Polycarbonate / Polycarbonate-Matt |

OTROS DATOS



Fox is the round recessed ceiling downlight with an extra-flat bezel. The discretion of its frame almost makes it appear trimless when switched on. Great water-tightness, resistant to impacts and corrosion. Suitable to be installed in places near the sea.

DIAGRAMA POLAR

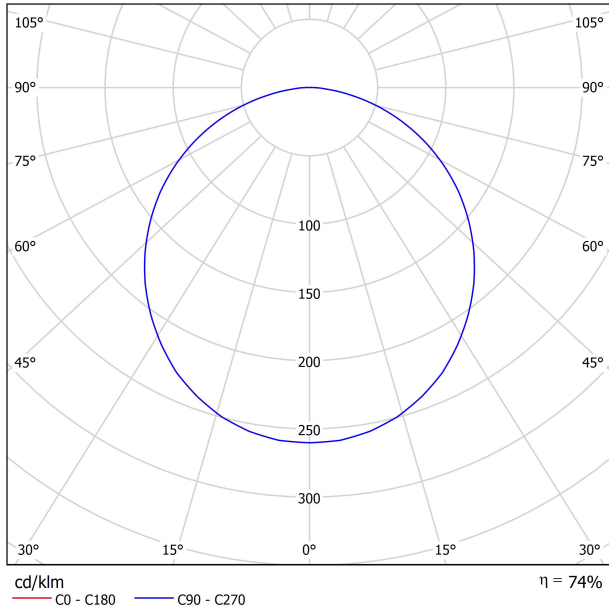
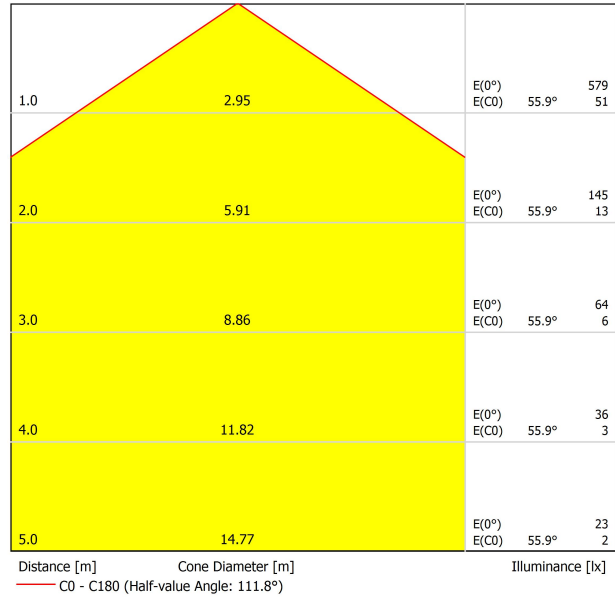


DIAGRAMA CÓNICO



UGR

| Glare Evaluation According to UGR | | | | | | | | | | | |
|--|-------------|---|------|------|------|-------------|--|------|------|------|------|
| ρ Ceiling | 70 | 70 | 50 | 50 | 30 | 70 | 70 | 50 | 50 | 30 | |
| ρ Walls | 50 | 30 | 50 | 30 | 30 | 50 | 30 | 50 | 30 | 30 | |
| ρ Floor | 20 | 20 | 20 | 20 | 20 | 20 | 20 | 20 | 20 | 20 | |
| Room Size X Y | | Viewing direction at right angles to lamp axis | | | | | Viewing direction parallel to lamp axis | | | | |
| 2H | 2H | 22.2 | 23.5 | 22.5 | 23.8 | 24.0 | 22.2 | 23.5 | 22.5 | 23.8 | 24.0 |
| | 3H | 24.0 | 25.2 | 24.3 | 25.5 | 25.8 | 24.0 | 25.2 | 24.3 | 25.5 | 25.8 |
| | 4H | 24.7 | 25.8 | 25.0 | 26.1 | 26.4 | 24.7 | 25.8 | 25.0 | 26.1 | 26.4 |
| | 6H | 25.2 | 26.2 | 25.5 | 26.5 | 26.9 | 25.2 | 26.2 | 25.5 | 26.5 | 26.9 |
| | 8H | 25.3 | 26.3 | 25.7 | 26.7 | 27.0 | 25.3 | 26.3 | 25.7 | 26.7 | 27.0 |
| 4H | 2H | 22.8 | 23.9 | 23.1 | 24.2 | 24.5 | 22.8 | 23.9 | 23.1 | 24.2 | 24.5 |
| | 3H | 24.8 | 25.8 | 25.2 | 26.1 | 26.5 | 24.8 | 25.8 | 25.2 | 26.1 | 26.5 |
| | 4H | 25.7 | 26.5 | 26.1 | 26.9 | 27.2 | 25.7 | 26.5 | 26.1 | 26.9 | 27.2 |
| | 6H | 26.3 | 27.0 | 26.7 | 27.4 | 27.8 | 26.3 | 27.0 | 26.7 | 27.4 | 27.8 |
| | 8H | 26.5 | 27.1 | 26.9 | 27.5 | 28.0 | 26.5 | 27.1 | 26.9 | 27.5 | 28.0 |
| 8H | 2H | 26.6 | 27.2 | 27.0 | 27.6 | 28.1 | 26.6 | 27.2 | 27.0 | 27.6 | 28.1 |
| | 4H | 26.0 | 26.6 | 26.4 | 27.0 | 27.5 | 26.0 | 26.6 | 26.4 | 27.0 | 27.5 |
| | 6H | 26.7 | 27.3 | 27.2 | 27.7 | 28.1 | 26.7 | 27.3 | 27.2 | 27.7 | 28.1 |
| | 8H | 27.0 | 27.5 | 27.5 | 27.9 | 28.4 | 27.0 | 27.5 | 27.5 | 27.9 | 28.4 |
| | 12H | 27.2 | 27.6 | 27.7 | 28.1 | 28.6 | 27.2 | 27.6 | 27.7 | 28.1 | 28.6 |
| 12H | 4H | 26.0 | 26.6 | 26.4 | 27.0 | 27.5 | 26.0 | 26.6 | 26.4 | 27.0 | 27.5 |
| | 6H | 26.8 | 27.3 | 27.2 | 27.7 | 28.2 | 26.8 | 27.3 | 27.2 | 27.7 | 28.2 |
| | 8H | 27.1 | 27.5 | 27.6 | 28.0 | 28.5 | 27.1 | 27.5 | 27.6 | 28.0 | 28.5 |
| Variation of the observer position for the luminaire distances S | | | | | | | | | | | |
| S = 1.0H | +0.1 / -0.1 | | | | | +0.1 / -0.1 | | | | | |
| S = 1.5H | +0.2 / -0.3 | | | | | +0.2 / -0.3 | | | | | |
| S = 2.0H | +0.4 / -0.6 | | | | | +0.4 / -0.6 | | | | | |
| Standard table | BK06 | | | | | BK06 | | | | | |
| Correction Summand | 6.1 | | | | | 6.1 | | | | | |
| Corrected Glare Indices referring to 2225lm Total Luminous Flux | | | | | | | | | | | |



Fuente de luz (LED) reemplazable por un profesional autorizado
 Replaceable (LED only) light source by an authorized professional.
 Source lumineuse (LED) remplaçable par un professionnel agréé
 Sorgente luminosa (LED) sostituibile da parte di un professionista autorizzato
 Austauschbare (LED) Lichtquelle durch einen autorisierten Fachmann

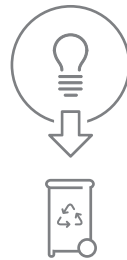


Equipo de control reemplazable por un profesional autorizado
 Replaceable control gear by an authorized professional
 Dispositif de commande remplaçable par un professionnel agréé
 Alimentatore sostituibile da parte di un professionista autorizzato
 Auswechselbares Betriebsgerät durch autorisierten Fachmann

INSTRUCCIONES PARA EL FINAL DE VIDA Y LA ELIMINACIÓN LOS COMPONENTES
 INSTRUCTIONS ON END-OF-LIFE AND COMPONENT DISPOSAL
 INSTRUCTIONS POUR LA GESTION DES COMPOSANTS EN FIN DE VIE ET LEUR MISE AU REBUT
 ISTRUZIONI PER IL FINE VITA E LO SMALTIMENTO DEI COMPONENTI
 ANWEISUNGEN ZUR ENTSORGUNG DER LEUCHTENKOMPONENTEN



Interrumpir la alimentación del aparato
 Cut the power supply to the luminaire
 Couper l'alimentation du luminaire
 Interrompere l'alimentazione dell'apparecchio
 Stromversorgung der Leuchte unterbrechen



Quitar la(s) fuente(s) de luz para el desecho
 Remove light source(s) for disposal
 Retirer la (les) source(s) lumineuse(s) pour l'élimination
 Rimuovere la/le sorgente/e di luce per lo smaltimento
 Lichtquelle(n) zur Entsorgung entfernen



Quitar la batería para el desecho
 Remove the battery for decommissioning
 Retirer la batterie pour sa mise au rebut
 Rimuovere la batteria per la dismissione
 Die Batterie ordnungsgemäß entsorgen



Quitar el equipo de control para el desecho
 Remove control gear for disposal
 Retirer le dispositif de commande pour l'élimination
 Rimuovere l'alimentatore per lo smaltimento
 Betriebsgerät zur Entsorgung ausbauen

Enviar los materiales a un centro de recogida RAEE
 Send the materials to a WEEE collection centre
 Envoyer les matériaux dans une déchetterie DEEE
 Inviare i materiali ad un centro di raccolta RAEE
 Die Materialien in einem WEEE-Zentrum entsorgen

