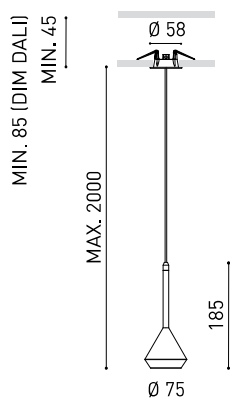




DIMENSIONS



ACCESSORIES



CORD ACCESSORY



WIRE TRIMLESS ACCESSORY



TRIMLESS TOOL

AWARDS



PRODUCT

Name	SPIN 2M DIM TR.EDGE 24° 2700K NT
Reference	A2220200NT
Color	Textured black
Base Finishing	Textured black
RAL	9005
Category	SUSPENSION

LIGHT SOURCE

Type	LED
Gross luminous flux	600 lm
Colour temperature	2700 K
Chromatic stability	MacAdam Step 2
Colour Rendering Index	CRI>90
Power	6,5 W
Current	700 mA
Efficacy	92 lm/W
LED lifespan	L90B10 >60.000h

LIGHTING FIXTURE | PHOTOMETRIC DATA

Lighting efficiency	86%
Light beam angle	24°

LIGHTING FIXTURE | ELECTRICAL DATA

Driver	Included
Power values of the system	9,09 W
Frequency	50/60 Hz
Dimming	Phase Cut - Other DIM, please consult
Electrical insulation class	<input type="checkbox"/>

OTHER DATA

Sealing	IP20
Wireless control	Please Consult
Recess measurements	Ø50 mm
Cord length	Max. 2 m
Fast adjustment tensioner	No
Weight	490 g
Packaged weight	640 g
Packaging dimensions	253 x 152 x 102 mm
Units per package	1
Materials	Aluminium / Polymethyl Methacrylate



Reduced dimensions, clear lines and a mechanized geometry combined in a pendant luminaire for accent lighting. Its ultra-thin cable gives Spin a sensation of aerial floatability. Can be fitted individually or configured in a group.

POLAR DIAGRAM



CONICAL DIAGRAM





DRIVER

0433-01-15	DRIVER PH.CUT 700mA
------------	---------------------

PHASE CUT DIMMERS TESTED FOR COMPATIBILITY:

Brand / Manufacturer	Model number	Dimming Type
Busch-Jaeger	6523 U-102	Trailing edge
Busch-Jaeger	6523 UR-103	Trailing edge
Niko	310-0190X	Trailing edge
Jung	LB-Management	Trailing edge
HZC Electric	AU-P3	Trailing edge
Philips	SED-200A	Trailing edge
Merten/Schneider	SBD315RC	Trailing edge
Etman	ETM327	Trailing edge
Etman	ETM329	Trailing edge
Etman (EGANT)	U321V2	Trailing edge
Casambi	CBU-TED	Trailing edge

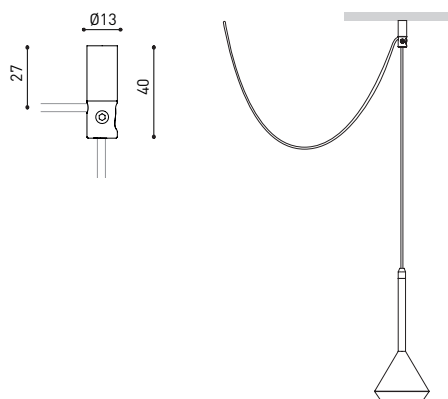
THE PARTICULAR CONDITIONS OF EACH INSTALLATION AND THE SPECIFICATIONS AND CONDITIONS OF USE OF EACH REGULATOR, MAY DIFFER FROM THOSE CONSIDERED IN THE COMPATIBILITY TESTING, AND AFFECT ITS PERFORMANCE IN SAID INSTALLATION.

FOR MORE INFO, PLEASE CONSULT



Model	PRODUCT
	Cord Accessory
Reference	02230000 W N
Colour	W <input type="checkbox"/> RAL 9016 N <input checked="" type="checkbox"/> RAL9005
Category	Accessories

DIMENSIONAL DRAWING

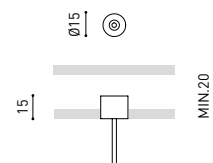




PRODUCT	
Model	Coaxial Trimless
Reference	A023-00-03- W N
Colour	W <input type="checkbox"/> RAL 9016 N <input type="checkbox"/> RAL 9005
Category	Accessories



DIMENSIONAL DRAWING



Wire Trimless Accessory is a collection of accessories for fitting tensioners and cables to Arkoslight luminaires suspended directly from the ceiling with any visible ceiling rose or fixings. This achieves a minimalist application with a visually tidy finish.

With Wire Trimless Accessory the items adjacent to the ceiling of the standard product (ceiling roses, fixings, driver boxes, etc.) are concealed by a simple recessed application.

Wire Trimless Accessory reduces the visual impact of the installation leading to extremely minimalist aesthetics. The wires come out of the ceiling material as a part of the structure. This detail creates a much purer, more essential layout, particular when several luminaires are fitted in an arrangement.



INSTALLATION GUIDE

https://youtu.be/sa_xAgj4ji4

PRODUCT

Model	Trimless Tool D20 X D52 MM
Reference	A478-00-01
Category	Accessories





Fuente de luz (LED) reemplazable por un profesional autorizado

Replaceable (LED only) light source by an authorized professional.

Source lumineuse (LED) remplaçable par un professionnel agréé

Sorgente luminosa (LED) sostituibile da parte di un professionista autorizzato

Austauschbare (LED) Lichtquelle durch einen autorisierten Fachmann



Equipo de control reemplazable por un profesional autorizado

Replaceable control gear by an authorized professional

Dispositif de commande remplaçable par un professionnel agréé

Alimentatore sostituibile da parte di un professionista autorizzato

Auswechselbares Betriebsgerät durch autorisierten Fachmann

INSTRUCCIONES PARA EL FINAL DE VIDA Y LA ELIMINACIÓN LOS COMPONENTES
 INSTRUCTIONS ON END-OF-LIFE AND COMPONENT DISPOSAL
 INSTRUCTIONS POUR LA GESTION DES COMPOSANTS EN FIN DE VIE ET LEUR MISE AU REBUT
 ISTRUZIONI PER IL FINE VITA E LO SMALTIMENTO DEI COMPONENTI
 ANWEISUNGEN ZUR ENTSORGUNG DER LEUCHTENKOMPONENTEN



Interrumpir la alimentación del aparato
 Cut the power supply to the luminaire
 Couper l'alimentation du luminaire
 Interrompere l'alimentazione dell'apparecchio
 Stromversorgung der Leuchte unterbrechen



Quitar la(s) fuente(s) de luz para el desecho
 Remove light source(s) for disposal
 Retirer la (les) source(s) lumineuse(s) pour l'élimination
 Rimuovere la/le sorgente/e di luce per lo smaltimento
 Lichtquelle(n) zur Entsorgung entfernen



Quitar la batería para el desecho
 Remove the battery for decommissioning
 Retirer la batterie pour sa mise au rebut
 Rimuovere la batteria per la dismissione
 Die Batterie ordnungsgemäß entsorgen



Quitar el equipo de control para el desecho
 Remove control gear for disposal
 Retirer le dispositif de commande pour l'élimination
 Rimuovere l'alimentatore per lo smaltimento
 Betriebsgerät zur Entsorgung ausbauen



Enviar los materiales a un centro de recogida RAEE
 Send the materials to a WEEE collection centre
 Envoyer les matériaux dans une déchetterie DEEE
 Inviare i materiali ad un centro di raccolta RAEE
 Die Materialien in einem WEEE-Zentrum entsorgen

