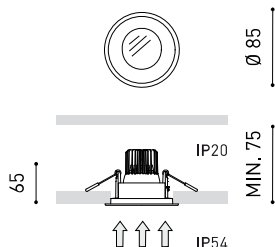




## Dimensions



## Awards



## PRODUCT

Name	DROP MICRO MATT 7.5W 3000K NT
Reference	A2240211NT
Colour	Textured black
RAL	9005
Category	CEILING RECESSED

## LIGHT SOURCE

Type	LED
Gross luminous flux	1000 lm
Colour temperature	3000 K
Chromatic stability	MacAdam Step 2
Colour Rendering Index	CRI>80
Power	7,5 W
Current	200 mA
Efficacy	133 lm/W
LED lifespan	L80B10 >60.000h
Energy efficiency class	D

## LIGHTING FIXTURE | PHOTOMETRIC DATA

Lighting efficiency	72%
Light beam angle	81°

## LIGHTING FIXTURE | ELECTRICAL DATA

Driver	Included - Fast Connect
Power values of the system	8,84 W
Frequency	50/60 Hz
Dimming	No Dim
Electrical insulation class	□

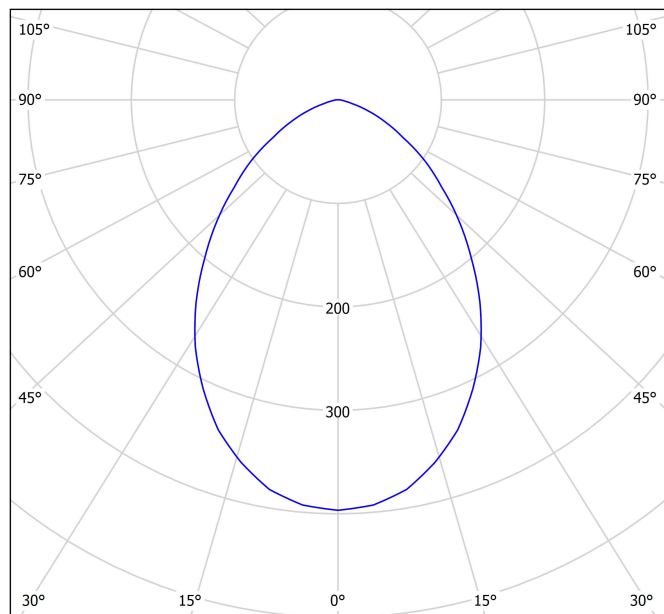
## OTHER DATA

Sealing	IP54
Wireless control	Please Consult
Emergency power supply	Please Consult
Impact resistance	IK07
Recess measurements	Ø73 mm
Weight	335 g
Packaged weight	383,5 g
Packaging dimensions	185 x 120 x 91 mm
Units per package	1
Materials	Aluminium / Polymethyl Methacrylate



When lit, the lighting of Drop produces an effect of erasing visually the rims of the fitting, creating the illusion of illumination which resembles that of a natural skylight.

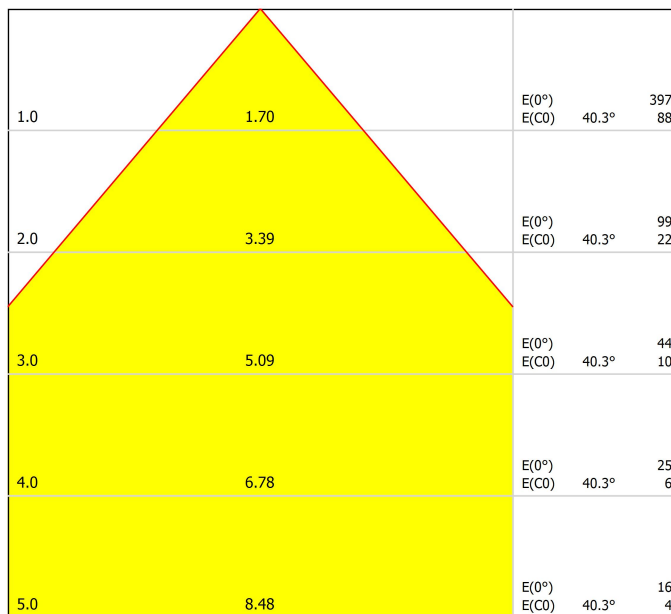
## Polar diagram



cd/klm  
 — C0 - C180 — C90 - C270

η = 72%

## Conical diagram



Distance [m] Cone Diameter [m]  
 — C0 - C180 (Half-value Angle: 80.6°)

1.0	1.70	E(0°)	397
		E(C0)	88
2.0	3.39	E(0°)	99
		E(C0)	22
3.0	5.09	E(0°)	44
		E(C0)	10
4.0	6.78	E(0°)	25
		E(C0)	6
5.0	8.48	E(0°)	16
		E(C0)	4

Illuminance [lx]

## UGR

### Glare Evaluation According to UGR

ρ Ceiling	70	70	50	50	30	70	70	50	50	30	
ρ Walls	50	30	50	30	30	50	30	50	30	30	
ρ Floor	20	20	20	20	20	20	20	20	20	20	
Room Size X Y	Viewing direction at right angles to lamp axis					Viewing direction parallel to lamp axis					
2H	2H	26.0	27.1	26.3	27.3	27.6	26.0	27.1	26.3	27.3	27.6
	3H	26.8	27.8	27.1	28.1	28.3	26.8	27.8	27.1	28.1	28.3
	4H	26.9	27.8	27.2	28.1	28.4	26.9	27.8	27.2	28.1	28.4
	6H	26.9	27.8	27.3	28.1	28.4	26.9	27.8	27.3	28.1	28.4
	8H	26.9	27.7	27.3	28.0	28.3	26.9	27.7	27.3	28.0	28.3
4H	12H	26.9	27.7	27.2	28.0	28.3	26.9	27.7	27.2	28.0	28.3
	2H	26.3	27.2	26.6	27.5	27.8	26.3	27.2	26.6	27.5	27.8
	3H	27.2	28.0	27.6	28.3	28.6	27.2	28.0	27.6	28.3	28.6
	4H	27.4	28.0	27.7	28.4	28.7	27.4	28.0	27.7	28.4	28.7
	6H	27.4	28.0	27.8	28.4	28.8	27.4	28.0	27.8	28.4	28.8
8H	8H	27.4	27.9	27.8	28.3	28.7	27.4	27.9	27.8	28.3	28.7
	12H	27.4	27.9	27.8	28.3	28.7	27.4	27.9	27.8	28.3	28.7
	4H	27.4	27.9	27.8	28.3	28.7	27.4	27.9	27.8	28.3	28.7
	6H	27.4	27.9	27.9	28.3	28.8	27.4	27.9	27.9	28.3	28.8
	8H	27.4	27.8	27.9	28.3	28.7	27.4	27.8	27.9	28.3	28.7
12H	12H	27.4	27.8	27.9	28.2	28.7	27.4	27.8	27.9	28.2	28.7
	4H	27.3	27.8	27.8	28.2	28.7	27.3	27.8	27.8	28.2	28.7
	6H	27.4	27.8	27.9	28.2	28.7	27.4	27.8	27.9	28.2	28.7
	8H	27.4	27.8	27.9	28.2	28.7	27.4	27.8	27.9	28.2	28.7
Variation of the observer position for the luminaire distances S											
S = 1.0H	+0.4 / -0.6					+0.4 / -0.6					
S = 1.5H	+0.7 / -1.6					+0.7 / -1.6					
S = 2.0H	+1.6 / -2.5					+1.6 / -2.5					
Standard table	BK02					BK02					
Correction Summand	9.3					9.3					
Corrected Glare Indices referring to 1000lm Total Luminous Flux											



Fuente de luz (LED) reemplazable por un profesional autorizado  
 Replaceable (LED only) light source by an authorized professional.  
 Source lumineuse (LED) remplaçable par un professionnel agréé  
 Sorgente luminosa (LED) sostituibile da parte di un professionista autorizzato  
 Austauschbare (LED) Lichtquelle durch einen autorisierten Fachmann



Equipo de control reemplazable por un profesional autorizado  
 Replaceable control gear by an authorized professional  
 Dispositif de commande remplaçable par un professionnel agréé  
 Alimentatore sostituibile da parte di un professionista autorizzato  
 Auswechselbares Betriebsgerät durch autorisierten Fachmann

## Instrucciones para el final de vida y la eliminación de los componentes:

### Instructions on end-of-life and component disposal:

### Instructions pour la gestion des composants en fin de vie et leur mise au rebut :

### Istruzioni per il fine vita e lo smaltimento dei componenti:

### Anweisungen zur entsorgung der Leuchtenkomponenten:



Interrumpir la alimentación del aparato  
 Cut the power supply to the luminaire  
 Couper l'alimentation du luminaire  
 Interrompere l'alimentazione dell'apparecchio  
 Stromversorgung der Leuchte unterbrechen



Quitar la(s) fuente(s) de luz para el desecho  
 Remove light source(s) for disposal  
 Retirer la (les) source(s) lumineuse(s) pour l'élimination  
 Rimuovere la/le sorgente/e di luce per lo smaltimento  
 Lichtquelle(n) zur Entsorgung entfernen



Quitar la batería para el desecho  
 Remove the battery for decommissioning  
 Retirer la batterie pour sa mise au rebut  
 Rimuovere la batteria per la dismissione  
 Die Batterie ordnungsgemäß entsorgen



Quitar el equipo de control para el desecho  
 Remove control gear for disposal  
 Retirer le dispositif de commande pour l'élimination  
 Rimuovere l'alimentatore per lo smaltimento  
 Betriebsgerät zur Entsorgung ausbauen



Enviar los materiales a un centro de recogida RAEE  
 Send the materials to a WEEE collection centre  
 Envoyer les matériaux dans une déchetterie DEEE  
 Inviare i materiali ad un centro di raccolta RAEE  
 Die Materialien in einem WEEE-Zentrum entsorgen

