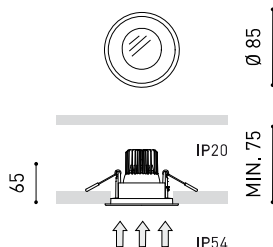




## Dimensions



## Awards



<b>Name</b>	DROP MICRO MATT 7.5W DIM PH.CUT 3000K WT
<b>Reference</b>	A2240221WT
<b>Colour</b>	Textured white
<b>RAL</b>	9016
<b>Category</b>	CEILING RECESSED
<b>Type</b>	LED
<b>Gross luminous flux</b>	1000 lm
<b>Colour temperature</b>	3000 K
<b>Chromatic stability</b>	MacAdam Step 2
<b>Colour Rendering Index</b>	CRI>80
<b>Power</b>	7,5 W
<b>Current</b>	200 mA
<b>Efficacy</b>	133 lm/W
<b>LED lifespan</b>	L80B10 >60.000h
<b>Energy efficiency class</b>	D
<b>Lighting efficiency</b>	72%
<b>Light beam angle</b>	81°
<b>Driver</b>	Included - Fast Connect
<b>Power values of the system</b>	8,99 W
<b>Frequency</b>	50/60 Hz
<b>Dimming</b>	Phase Cut - Other DIM, please consult
<b>Electrical insulation class</b>	<input type="checkbox"/>
<b>Sealing</b>	IP54
<b>Wireless control</b>	Please Consult
<b>Emergency power supply</b>	Please Consult
<b>Impact resistance</b>	IK07
<b>Recess measurements</b>	Ø73 mm
<b>Weight</b>	335 g
<b>Packaged weight</b>	383,5 g
<b>Packaging dimensions</b>	185 x 120 x 91 mm
<b>Units per package</b>	1
<b>Materials</b>	Aluminium / Polymethyl Methacrylate

### PRODUCT

### LIGHT SOURCE

### LIGHTING FIXTURE | PHOTOMETRIC DATA

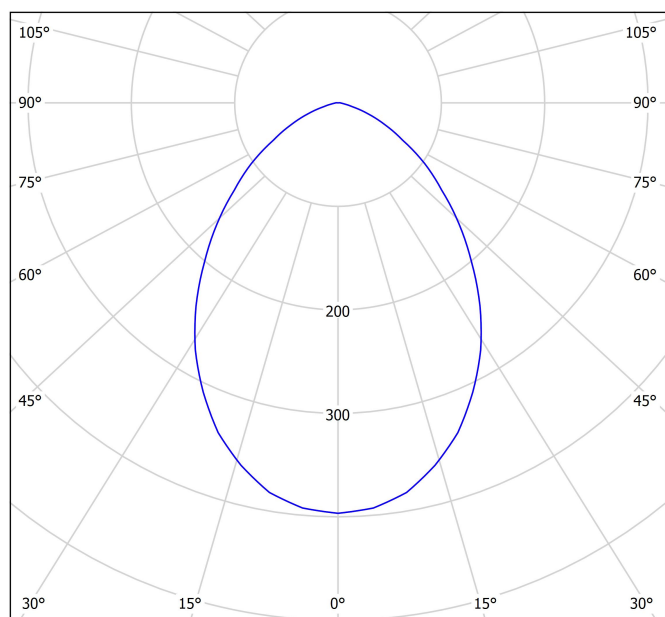
### LIGHTING FIXTURE | ELECTRICAL DATA

### OTHER DATA

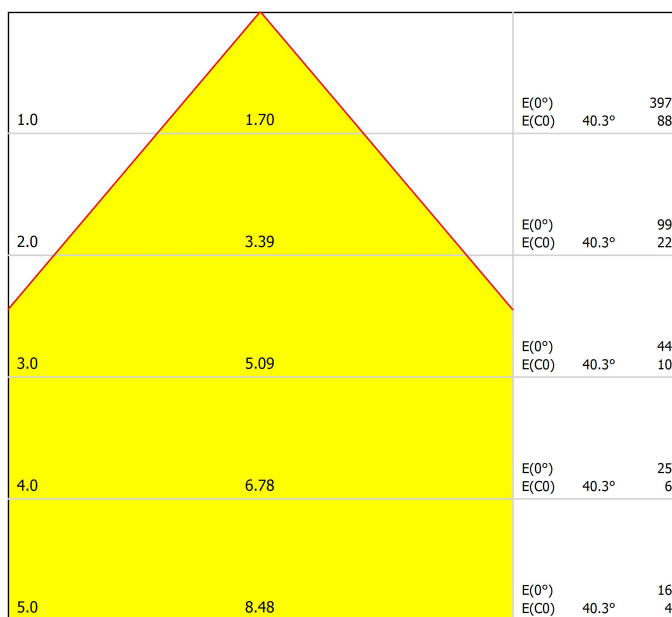


When lit, the lighting of Drop produces an effect of erasing visually the rims of the fitting, creating the illusion of illumination which resembles that of a natural skylight.

## Polar diagram



## Conical diagram



## UGR

Glare Evaluation According to UGR											
ρ Ceiling	70	70	50	50	30	70	70	50	50	30	
ρ Walls	50	30	50	30	30	50	30	50	30	30	
ρ Floor	20	20	20	20	20	20	20	20	20	20	
Room Size X Y	Viewing direction at right angles to lamp axis					Viewing direction parallel to lamp axis					
2H	2H	26.0	27.1	26.3	27.3	27.6	26.0	27.1	26.3	27.3	27.6
	3H	26.8	27.8	27.1	28.1	28.3	26.8	27.8	27.1	28.1	28.3
	4H	26.9	27.8	27.2	28.1	28.4	26.9	27.8	27.2	28.1	28.4
	6H	26.9	27.8	27.3	28.1	28.4	26.9	27.8	27.3	28.1	28.4
	8H	26.9	27.7	27.3	28.0	28.3	26.9	27.7	27.3	28.0	28.3
4H	12H	26.9	27.7	27.2	28.0	28.3	26.9	27.7	27.2	28.0	28.3
	2H	26.3	27.2	26.6	27.5	27.8	26.3	27.2	26.6	27.5	27.8
	3H	27.2	28.0	27.6	28.3	28.6	27.2	28.0	27.6	28.3	28.6
	4H	27.4	28.0	27.7	28.4	28.7	27.4	28.0	27.7	28.4	28.7
	6H	27.4	28.0	27.8	28.4	28.8	27.4	28.0	27.8	28.4	28.8
8H	8H	27.4	27.9	27.8	28.3	28.7	27.4	27.9	27.8	28.3	28.7
	12H	27.4	27.9	27.8	28.3	28.7	27.4	27.9	27.8	28.3	28.7
	4H	27.4	27.9	27.8	28.3	28.7	27.4	27.9	27.8	28.3	28.7
	6H	27.4	27.9	27.9	28.3	28.8	27.4	27.9	27.9	28.3	28.8
	8H	27.4	27.8	27.9	28.3	28.7	27.4	27.8	27.9	28.3	28.7
12H	12H	27.4	27.8	27.9	28.2	28.7	27.4	27.8	27.9	28.2	28.7
	4H	27.3	27.8	27.8	28.2	28.7	27.3	27.8	27.8	28.2	28.7
	6H	27.4	27.8	27.9	28.2	28.7	27.4	27.8	27.9	28.2	28.7
8H	27.4	27.8	27.9	28.2	28.7	27.4	27.8	27.9	28.2	28.7	
Variation of the observer position for the luminaire distances S											
S = 1.0H	+0.4 / -0.6					+0.4 / -0.6					
S = 1.5H	+0.7 / -1.6					+0.7 / -1.6					
S = 2.0H	+1.6 / -2.5					+1.6 / -2.5					
Standard table	BK02					BK02					
Correction Summand	9.3					9.3					
Corrected Glare Indices referring to 1000lm Total Luminous Flux											



## DRIVER

0433-01-28 DRIVER LED 7.5W 200mA DIM PH.CUT

## PHASE CUT DIMMERS TESTED FOR COMPATIBILITY:

Brand / Manufacturer	Model number	Dimming Type
Busch	2247U	Leading edge
Busch	6523 U	Leading edge
Legrand	Cat 400T	Trailing edge
Legrand	6708300%	Trailing edge
Legrand	77006200%	Trailing edge
NIKO	310-01900	Trailing edge
NIKO	310-02700	Trailing edge
NIKO	310-02800	Trailing edge
OSRAM	MCU Te250	Trailing edge
Siemens	5TC8 284	Trailing edge
Diginet	MEDM/LED Smart phase (DGLCDM400)	Trailing edge
Clipsal	32ELEDM	Trailing edge
Hager B&R	WBMD400LED	Trailing edge
V-PRO	250W MAX. GLS	Trailing edge
SG	LEDDIM 400	Trailing edge
ELKO	316 GLED	Leading edge
Hamilton	LEDIT-B100	Trailing edge
VLTIMATE	GU6012L	Trailing edge
SHUTTLE	SDIM-T-LED500W	Leading edge
RADIANT	LEDDIMO4-500W	Trailing edge
GIRA	238500%	Trailing /Leading edge
JUNG	122400%	Trailing /Leading edge

THE PARTICULAR CONDITIONS OF EACH INSTALLATION AND THE SPECIFICATIONS AND CONDITIONS OF USE OF EACH REGULATOR, MAY DIFFER FROM THOSE CONSIDERED IN THE COMPATIBILITY TESTING, AND AFFECT ITS PERFORMANCE IN SAID INSTALLATION.

FOR MORE INFO, PLEASE CONSULT



Fuente de luz (LED) reemplazable por un profesional autorizado  
 Replaceable (LED only) light source by an authorized professional.  
 Source lumineuse (LED) remplaçable par un professionnel agréé  
 Sorgente luminosa (LED) sostituibile da parte di un professionista autorizzato  
 Austauschbare (LED) Lichtquelle durch einen autorisierten Fachmann



Equipo de control reemplazable por un profesional autorizado  
 Replaceable control gear by an authorized professional  
 Dispositif de commande remplaçable par un professionnel agréé  
 Alimentatore sostituibile da parte di un professionista autorizzato  
 Auswechselbares Betriebsgerät durch autorisierten Fachmann

## Instrucciones para el final de vida y la eliminación de los componentes:

### Instructions on end-of-life and component disposal:

### Instructions pour la gestion des composants en fin de vie et leur mise au rebut :

### Istruzioni per il fine vita e lo smaltimento dei componenti:

### Anweisungen zur entsorgung der Leuchtenkomponenten:



Interrumpir la alimentación del aparato  
 Cut the power supply to the luminaire  
 Couper l'alimentation du luminaire  
 Interrompere l'alimentazione dell'apparecchio  
 Stromversorgung der Leuchte unterbrechen



Quitar la(s) fuente(s) de luz para el desecho  
 Remove light source(s) for disposal  
 Retirer la (les) source(s) lumineuse(s) pour l'élimination  
 Rimuovere la/le sorgente/e di luce per lo smaltimento  
 Lichtquelle(n) zur Entsorgung entfernen



Quitar la batería para el desecho  
 Remove the battery for decommissioning  
 Retirer la batterie pour sa mise au rebut  
 Rimuovere la batteria per la dismissione  
 Die Batterie ordnungsgemäß entsorgen



Quitar el equipo de control para el desecho  
 Remove control gear for disposal  
 Retirer le dispositif de commande pour l'élimination  
 Rimuovere l'alimentatore per lo smaltimento  
 Betriebsgerät zur Entsorgung ausbauen



Enviar los materiales a un centro de recogida RAEE  
 Send the materials to a WEEE collection centre  
 Envoyer les matériaux dans une déchetterie DEEE  
 Inviare i materiali ad un centro di raccolta RAEE  
 Die Materialien in einem WEEE-Zentrum entsorgen

