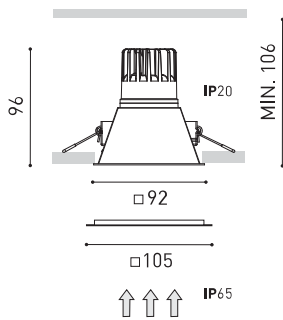




**DIMENSIONS**



**ACCESSORIES**



ADD-ON BEZEL

**AWARDS**



<b>Name</b>	SWAP IP65 SQUARE 5W 4000K W
<b>Reference</b>	A2543112W65
<b>Color</b>	Matt white
<b>RAL</b>	Colour in the mass looks alike RAL 9010
<b>Category</b>	CEILING RECESSED

<b>Type</b>	LED
<b>Gross luminous flux</b>	710 lm
<b>Colour temperature</b>	4000 K
<b>Chromatic stability</b>	MacAdam Step 2
<b>Colour Rendering Index</b>	CRI >90
<b>Power</b>	5 W
<b>Current</b>	150 mA
<b>Efficacy</b>	142 lm/W
<b>LED lifespan</b>	L90B10 >55.000h

**LIGHT SOURCE**

**LIGHTING FIXTURE | PHOTOMETRIC DATA**

<b>Lighting efficiency</b>	85%
<b>Light beam angle</b>	44°

**LIGHTING FIXTURE | ELECTRICAL DATA**

<b>Driver</b>	Included - Fast Connect
<b>Power values of the system</b>	5,83 W
<b>Frequency</b>	50/60 Hz
<b>Dimming</b>	No Dim - Other DIM, please consult
<b>Electrical insulation class</b>	□

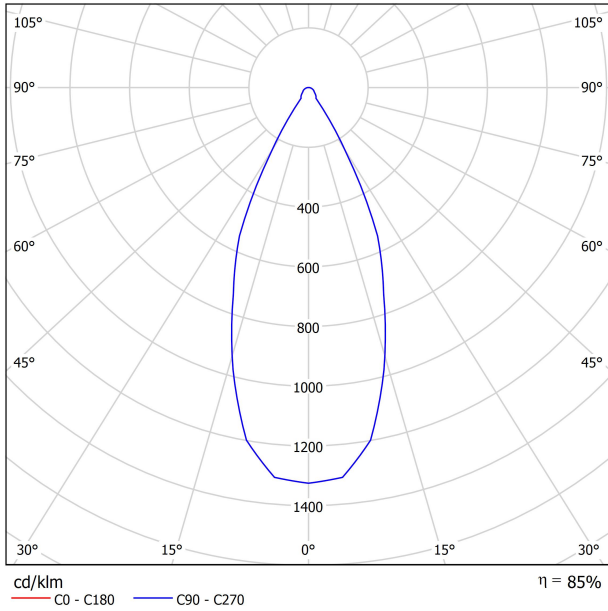
**OTHER DATA**

<b>Sealing</b>	IP65
<b>Wireless control</b>	Please Consult
<b>Emergency power supply</b>	Please Consult
<b>Impact resistance</b>	IK07
<b>Recess measurements</b>	85 x 85 mm
<b>Weight</b>	250 g
<b>Packaged weight</b>	297,5 g
<b>Packaging dimensions</b>	104 x 108 x 109 mm
<b>Units per package</b>	1
<b>Materials</b>	Aluminium / Polycarbonate

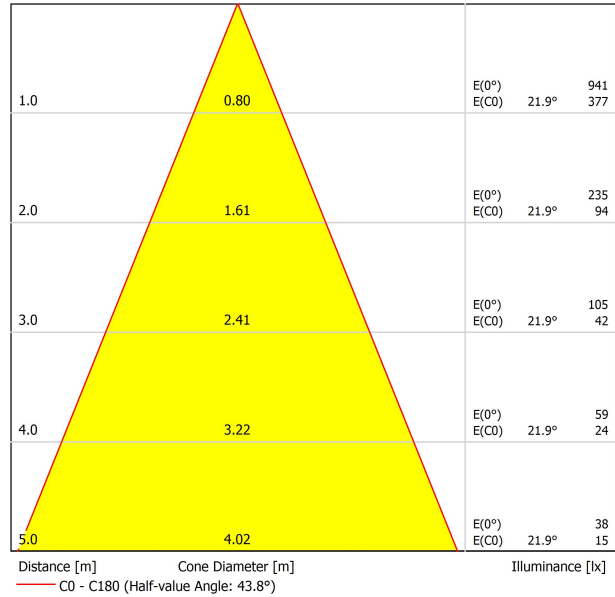


Swap is a ceiling recessed LED spotlight whose main features are its minimalist aspect, its perfect integration into the ceiling, and considerable visual comfort, thanks to the small reflector that is set back with respect to the ceiling plane. When it is switched on, its matte finish shade generates an attractive effect, a discrete circle of light. It includes an add-on bezel that can be used optionally to cover larger recess diameters.

POLAR DIAGRAM



CONICAL DIAGRAM



UGR

Glare Evaluation According to UGR											
ρ Ceiling		70	70	50	50	30	70	70	50	50	30
ρ Walls		50	30	50	30	30	50	30	50	30	30
ρ Floor		20	20	20	20	20	20	20	20	20	20
Room Size X Y		Viewing direction at right angles to lamp axis					Viewing direction parallel to lamp axis				
2H	2H	11.4	12.2	11.7	12.4	12.6	11.4	12.2	11.7	12.4	12.6
	3H	13.4	14.1	13.7	14.3	14.6	13.4	14.1	13.7	14.3	14.6
	4H	14.2	14.9	14.6	15.1	15.4	14.2	14.9	14.6	15.1	15.4
	6H	15.0	15.6	15.3	15.9	16.2	15.0	15.6	15.3	15.9	16.2
	8H	15.4	15.9	15.7	16.2	16.5	15.4	15.9	15.7	16.2	16.5
4H	12H	15.7	16.3	16.1	16.6	16.9	15.7	16.3	16.1	16.6	16.9
	2H	12.1	12.7	12.4	13.0	13.3	12.1	12.7	12.4	13.0	13.3
	3H	14.3	14.8	14.6	15.1	15.5	14.3	14.8	14.6	15.1	15.5
	4H	15.3	15.8	15.7	16.1	16.4	15.3	15.8	15.7	16.1	16.4
	6H	16.2	16.6	16.6	17.0	17.4	16.2	16.6	16.6	17.0	17.4
8H	8H	16.7	17.0	17.1	17.4	17.8	16.7	17.0	17.1	17.4	17.8
	12H	17.1	17.4	17.5	17.8	18.2	17.1	17.4	17.5	17.8	18.2
	4H	15.7	16.0	16.1	16.4	16.8	15.7	16.0	16.1	16.4	16.8
	6H	16.8	17.1	17.3	17.5	18.0	16.8	17.1	17.3	17.5	18.0
	8H	17.4	17.6	17.9	18.1	18.5	17.4	17.6	17.9	18.1	18.5
12H	12H	18.0	18.2	18.5	18.7	19.2	18.0	18.2	18.5	18.7	19.2
	4H	15.7	16.1	16.2	16.5	16.9	15.7	16.1	16.2	16.5	16.9
	6H	17.0	17.2	17.4	17.6	18.1	17.0	17.2	17.4	17.6	18.1
	8H	17.6	17.8	18.1	18.3	18.8	17.6	17.8	18.1	18.3	18.8
	Variation of the observer position for the luminaire distances S										
S = 1.0H		+1.4 / -0.6					+1.4 / -0.6				
S = 1.5H		+2.6 / -0.8					+2.6 / -0.8				
S = 2.0H		+3.9 / -1.1					+3.9 / -1.1				
Standard table		BK05					BK05				
Correction Summand		1.0					1.0				
Corrected Glare Indices referring to 710lm Total Luminous Flux											



	PRODUCT
Model	Swap Square Add-On Bezel
Colour	W □   Matt white
Category	Accessories



85-89  
+

89-101

Accessory always included but for optional use.

It extends the piece's bezel to cover larger recesses, keeping Swap's minimalism and its perfect integration into the ceiling.

Easy to fit. Ideal for reforms to replace the light spot, with the already existing holes, without altering the ceiling or repainting. Swap is the best option for updating to LED technology by means of a real light fixture with incorporated LED, in contrast to just a retrofit lamp that only implies a less efficient update of the light source.



Fuente de luz (LED) reemplazable por un profesional autorizado

Replaceable (LED only) light source by an authorized professional.

Source lumineuse (LED) remplaçable par un professionnel agréé

Sorgente luminosa (LED) sostituibile da parte di un professionista autorizzato

Austauschbare (LED) Lichtquelle durch einen autorisierten Fachmann



Equipo de control reemplazable por un profesional autorizado

Replaceable control gear by an authorized professional

Dispositif de commande remplaçable par un professionnel agréé

Alimentatore sostituibile da parte di un professionista autorizzato

Auswechselbares Betriebsgerät durch autorisierten Fachmann

INSTRUCCIONES PARA EL FINAL DE VIDA Y LA ELIMINACIÓN LOS COMPONENTES  
 INSTRUCTIONS ON END-OF-LIFE AND COMPONENT DISPOSAL  
 INSTRUCTIONS POUR LA GESTION DES COMPOSANTS EN FIN DE VIE ET LEUR MISE AU REBUT  
 ISTRUZIONI PER IL FINE VITA E LO SMALTIMENTO DEI COMPONENTI  
 ANWEISUNGEN ZUR ENTSORGUNG DER LEUCHTENKOMPONENTEN



Interrumpir la alimentación del aparato  
 Cut the power supply to the luminaire  
 Couper l'alimentation du luminaire  
 Interrompere l'alimentazione dell'apparecchio  
 Stromversorgung der Leuchte unterbrechen



Quitar la(s) fuente(s) de luz para el desecho  
 Remove light source(s) for disposal  
 Retirer la (les) source(s) lumineuse(s) pour l'élimination  
 Rimuovere la/le sorgente/e di luce per lo smaltimento  
 Lichtquelle(n) zur Entsorgung entfernen



Quitar la batería para el desecho  
 Remove the battery for decommissioning  
 Retirer la batterie pour sa mise au rebut  
 Rimuovere la batteria per la dismissione  
 Die Batterie ordnungsgemäß entsorgen



Quitar el equipo de control para el desecho  
 Remove control gear for disposal  
 Retirer le dispositif de commande pour l'élimination  
 Rimuovere l'alimentatore per lo smaltimento  
 Betriebsgerät zur Entsorgung ausbauen



Enviar los materiales a un centro de recogida RAEE  
 Send the materials to a WEEE collection centre  
 Envoyer les matériaux dans une déchetterie DEEE  
 Inviare i materiali ad un centro di raccolta RAEE  
 Die Materialien in einem WEEE-Zentrum entsorgen

