



### DIMENSIONS



### ACCESSORIES



IP65 ACCESSORY



ADD-ON BEZEL

### AWARDS



reddot design award  
winner 2015



GERMAN  
DESIGN  
AWARD  
NOMINEE  
2016

### PRODUCT

Name	SWAP SQUARE 6W DALI/PUSH DIM TO WARM Z
Reference	A2543339Z
Color	Aluminium
RAL	9006
Category	CEILING RECESSED

### LIGHT SOURCE

Type	LED
Gross luminous flux	640 lm
Colour temperature	Dim to warm 3000 - 1800 K
Chromatic stability	MacAdam Step 3
Colour Rendering Index	CRI > 90
Power	6 W
Current	350 mA
Efficacy	107 lm/W
LED lifespan	L80B20 > 55.000h

### LIGHTING FIXTURE | PHOTOMETRIC DATA

Lighting efficiency	76%
Light beam angle	44°

### LIGHTING FIXTURE | ELECTRICAL DATA

Driver	Included - Fast Connect
Power values of the system	7,88 W
Frequency	50/60 Hz
Dimming	DALI / Push - Other DIM, please consult
Electrical insulation class	□

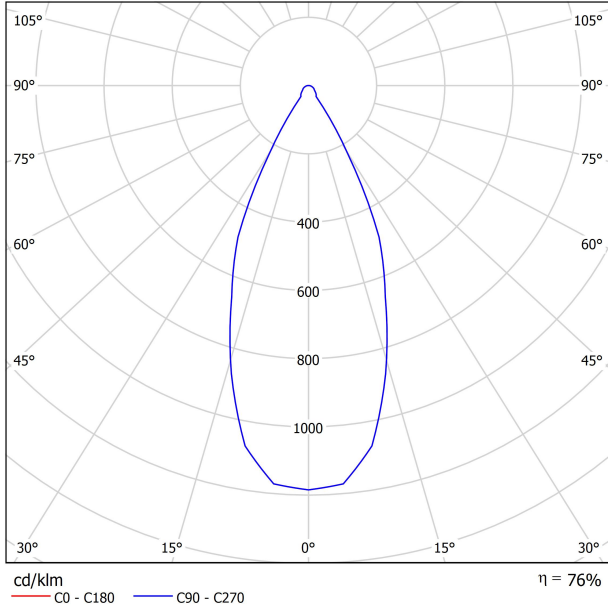
### OTHER DATA

Sealing	IP20
Wireless control	Please Consult
Emergency power supply	Please Consult
Impact resistance	IK07
Recess measurements	85 x 85 mm
Weight	250 g
Packaged weight	297,5 g
Packaging dimensions	147 x 132 x 134 mm
Units per package	1
Materials	Aluminium / Polycarbonate

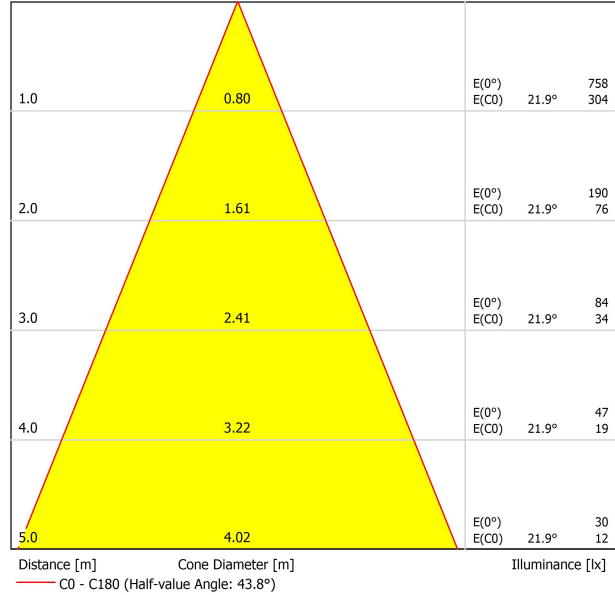


Swap is a ceiling recessed LED spotlight whose main features are its minimalist aspect, its perfect integration into the ceiling, and considerable visual comfort, thanks to the small reflector that is set back with respect to the ceiling plane. When it is switched on, its matte finish shade generates an attractive effect, a discrete circle of light. It includes an add-on bezel that can be used optionally to cover larger recess diameters.

POLAR DIAGRAM



CONICAL DIAGRAM



UGR

Glare Evaluation According to UGR											
		70	70	50	50	30	70	70	50	50	30
$\rho$ Ceiling		50	30	50	30	30	50	30	50	30	30
$\rho$ Walls		20	20	20	20	20	20	20	20	20	20
$\rho$ Floor		20	20	20	20	20	20	20	20	20	20
Room Size X Y		Viewing direction at right angles to lamp axis					Viewing direction parallel to lamp axis				
2H	2H	10.7	11.4	11.0	11.6	11.8	10.7	11.4	11.0	11.6	11.8
	3H	12.7	13.3	12.9	13.6	13.8	12.7	13.3	12.9	13.6	13.8
	4H	13.5	14.1	13.8	14.4	14.7	13.5	14.1	13.8	14.4	14.7
	6H	14.3	14.9	14.6	15.1	15.4	14.3	14.9	14.6	15.1	15.4
	8H	14.6	15.2	15.0	15.5	15.8	14.6	15.2	15.0	15.5	15.8
4H	12H	15.0	15.5	15.3	15.8	16.1	15.0	15.5	15.3	15.8	16.1
	2H	11.3	12.0	11.7	12.2	12.5	11.3	12.0	11.7	12.2	12.5
	3H	13.5	14.1	13.9	14.4	14.7	13.5	14.1	13.9	14.4	14.7
	4H	14.5	15.0	14.9	15.3	15.7	14.5	15.0	14.9	15.3	15.7
	6H	15.5	15.9	15.9	16.2	16.6	15.5	15.9	15.9	16.2	16.6
8H	8H	15.9	16.3	16.3	16.7	17.1	15.9	16.3	16.3	16.7	17.1
	12H	16.4	16.7	16.8	17.1	17.5	16.4	16.7	16.8	17.1	17.5
	4H	14.9	15.3	15.4	15.7	16.1	14.9	15.3	15.4	15.7	16.1
12H	6H	16.1	16.3	16.5	16.8	17.2	16.1	16.3	16.5	16.8	17.2
	8H	16.7	16.9	17.1	17.3	17.8	16.7	16.9	17.1	17.3	17.8
	12H	17.3	17.4	17.7	17.9	18.4	17.3	17.4	17.7	17.9	18.4
12H	4H	15.0	15.3	15.4	15.7	16.1	15.0	15.3	15.4	15.7	16.1
	6H	16.2	16.4	16.7	16.9	17.4	16.2	16.4	16.7	16.9	17.4
	8H	16.9	17.1	17.3	17.5	18.0	16.9	17.1	17.3	17.5	18.0
Variation of the observer position for the luminaire distances S											
S = 1.0H		+1.4 / -0.6					+1.4 / -0.6				
S = 1.5H		+2.6 / -0.8					+2.6 / -0.8				
S = 2.0H		+3.9 / -1.1					+3.9 / -1.1				
Standard table		BK05					BK05				
Correction Summand		0.2					0.2				
Corrected Glare Indices referring to 640lm Total Luminous Flux											



	PRODUCT
Model	IP65 Accessory Square
Reference	A2543065
Category	Accessories

PRE-ASSEMBLED. NOT SOLD SEPARATELY.  
AFFECTS THE LIGHTING PARAMETERS.



To make the difference, Swap IP65 reaches a high sealing level, maintaining at the same time the same aesthetics as a standard Swap. The insulating property is obtained thanks to a protection placed just over the LED, and a silicone joint on the internal part of the bezel. In this way, the external aspect of Swap IP65 is identical to any other Swap IP20.

Swap offers the possibility of requesting any of its models with IP65-rated weather resistance, which converts it into an optimal luminaire to be installed in atmospheres where the product may suffer from the impact of water or frequent presence of humidity.



	PRODUCT
Model	Swap Square Add-On Bezel
Colour	W □   Matt white
Category	Accessories



85-89  
+

89-101

Accessory always included but for optional use.

It extends the piece's bezel to cover larger recesses, keeping Swap's minimalism and its perfect integration into the ceiling.

Easy to fit. Ideal for reforms to replace the light spot, with the already existing holes, without altering the ceiling or repainting. Swap is the best option for updating to LED technology by means of a real light fixture with incorporated LED, in contrast to just a retrofit lamp that only implies a less efficient update of the light source.



Fuente de luz (LED) reemplazable por un profesional autorizado  
 Replaceable (LED only) light source by an authorized professional.  
 Source lumineuse (LED) remplaçable par un professionnel agréé  
 Sorgente luminosa (LED) sostituibile da parte di un professionista autorizzato  
 Austauschbare (LED) Lichtquelle durch einen autorisierten Fachmann

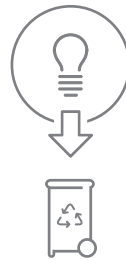


Equipo de control reemplazable por un profesional autorizado  
 Replaceable control gear by an authorized professional  
 Dispositif de commande remplaçable par un professionnel agréé  
 Alimentatore sostituibile da parte di un professionista autorizzato  
 Auswechselbares Betriebsgerät durch autorisierten Fachmann

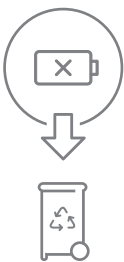
INSTRUCCIONES PARA EL FINAL DE VIDA Y LA ELIMINACIÓN LOS COMPONENTES  
 INSTRUCTIONS ON END-OF-LIFE AND COMPONENT DISPOSAL  
 INSTRUCTIONS POUR LA GESTION DES COMPOSANTS EN FIN DE VIE ET LEUR MISE AU REBUT  
 ISTRUZIONI PER IL FINE VITA E LO SMALTIMENTO DEI COMPONENTI  
 ANWEISUNGEN ZUR ENTSORGUNG DER LEUCHTENKOMPONENTEN



Interrumpir la alimentación del aparato  
 Cut the power supply to the luminaire  
 Couper l'alimentation du luminaire  
 Interrompere l'alimentazione dell'apparecchio  
 Stromversorgung der Leuchte unterbrechen



Quitar la(s) fuente(s) de luz para el desecho  
 Remove light source(s) for disposal  
 Retirer la (les) source(s) lumineuse(s) pour l'élimination  
 Rimuovere la/le sorgente/e di luce per lo smaltimento  
 Lichtquelle(n) zur Entsorgung entfernen



Quitar la batería para el desecho  
 Remove the battery for decommissioning  
 Retirer la batterie pour sa mise au rebut  
 Rimuovere la batteria per la dismissione  
 Die Batterie ordnungsgemäß entsorgen



Quitar el equipo de control para el desecho  
 Remove control gear for disposal  
 Retirer le dispositif de commande pour l'élimination  
 Rimuovere l'alimentatore per lo smaltimento  
 Betriebsgerät zur Entsorgung ausbauen

Enviar los materiales a un centro de recogida RAEE  
 Send the materials to a WEEE collection centre  
 Envoyer les matériaux dans une déchetterie DEEE  
 Inviare i materiali ad un centro di raccolta RAEE  
 Die Materialien in einem WEEE-Zentrum entsorgen

