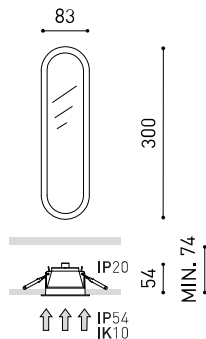




DIMENSIONES



PREMIOS



Nombre	OLYMPIA 4000K W
Referencia	A2570012W
Color	Matt white
RAL	Colour in the mass looks alike RAL 9016
Categoría	CEILING RECESSED

Tipo	LED
Flujo Luminoso	1575 lm
Temperatura de color	4000 K
Estabilidad cromática	MacAdam Step 2
Índice de reproducción cromática	CRI > 90
Potencia	10,5 W
Corriente	350 mA
Eficacia	150 lm/W
Horas de Vida del LED	L80B10 > 60.000h

Eficiencia Lumínica	67%
Ángulo del haz de luz	101°

Driver	Included - Connected
Potencia del sistema	12,40 W
Tensión	220V/240V
Frecuencia	50/60 Hz
Regulación	No Dim
Clase de seguridad eléctrica	<input type="checkbox"/>

Estanqueidad	IP54
Control inalámbrico	Please Consult
Alimentación de emergencia	Please Consult
Resistencia a impactos	IK10
Medidas de empotramiento	Ø70 x 285 mm
Peso	597 g
Peso con embalaje	763,1 g
Dimensiones embalaje	137 x 366 x 77 mm
Unidades por embalaje	1
Materiales	Aluminium / Polycarbonate / Polycarbonate-Matt

PRODUCTO

FUENTE DE LUZ

LUMINARIA | DATOS FOTOMÉTRICOS

LUMINARIA | DATOS ELÉCTRICOS

OTROS DATOS



Olympia is a ceiling recessed LED light fitting for general lighting functions. Its geometry represents an evolution in the downlight concept as it is longitudinal in shape rather than the normal circular shape. This feature opens up a whole new range of possibility for architecture and interior design professionals. Its shape permits applying optical effects that enhance the perception of width or length in a space, emphasise itineraries, highlight important features or have an impact on the pace of transit through the room.

DIAGRAMA POLAR

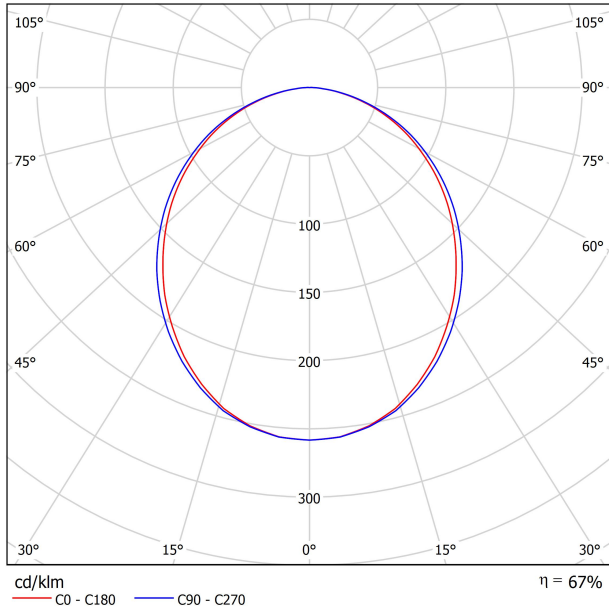
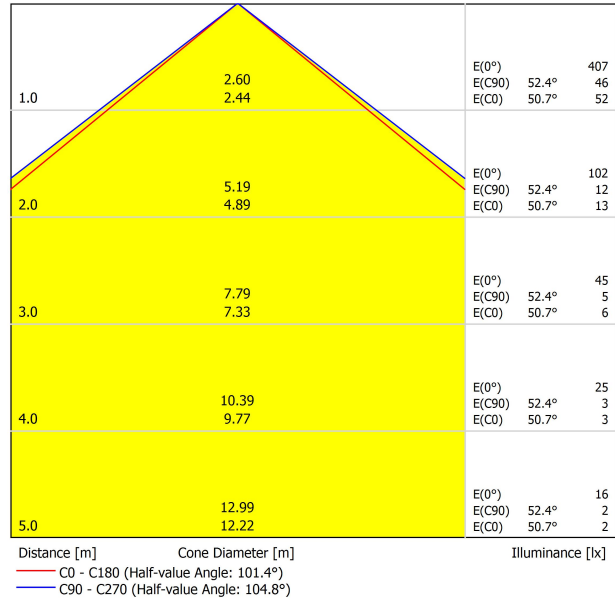


DIAGRAMA CÓNICO



UGR

Glare Evaluation According to UGR											
ρ Ceiling	70	70	50	50	30	70	70	50	50	30	
ρ Walls	50	30	50	30	30	50	30	50	30	30	
ρ Floor	20	20	20	20	20	20	20	20	20	20	
Room Size X Y		Viewing direction at right angles to lamp axis					Viewing direction parallel to lamp axis				
2H	2H	21.5	22.8	21.8	23.1	23.3	21.7	23.0	22.0	23.3	23.5
	3H	23.3	24.4	23.6	24.7	25.0	23.5	24.7	23.8	25.0	25.2
	4H	23.9	25.0	24.2	25.3	25.6	24.2	25.3	24.5	25.5	25.8
	6H	24.3	25.4	24.7	25.7	26.0	24.6	25.6	25.0	25.9	26.3
	8H	24.5	25.5	24.8	25.8	26.1	24.8	25.7	25.1	26.1	26.4
4H	12H	24.6	25.5	24.9	25.8	26.2	24.8	25.8	25.2	26.1	26.4
	2H	22.1	23.2	22.5	23.5	23.8	22.3	23.4	22.6	23.7	24.0
	3H	24.1	25.0	24.4	25.3	25.7	24.3	25.2	24.6	25.5	25.9
	4H	24.8	25.7	25.2	26.0	26.4	25.1	25.9	25.5	26.2	26.6
	6H	25.4	26.1	25.8	26.5	26.9	25.6	26.4	26.1	26.8	27.2
8H	8H	25.6	26.3	26.0	26.7	27.1	25.8	26.5	26.3	26.9	27.3
	12H	25.7	26.3	26.2	26.7	27.2	26.0	26.6	26.4	27.0	27.4
	4H	25.1	25.8	25.6	26.2	26.6	25.3	26.0	25.8	26.4	26.8
12H	6H	25.8	26.4	26.3	26.8	27.3	26.0	26.6	26.5	27.0	27.5
	8H	26.1	26.6	26.6	27.0	27.5	26.3	26.8	26.8	27.3	27.7
	12H	26.3	26.7	26.8	27.2	27.7	26.5	26.9	27.0	27.4	27.9
Variation of the observer position for the luminaire distances S											
S = 1.0H	+0.1 / -0.1					+0.1 / -0.1					
S = 1.5H	+0.2 / -0.4					+0.2 / -0.3					
S = 2.0H	+0.4 / -0.7					+0.4 / -0.6					
Standard table	BK06					BK06					
Correction Summand	6.1					6.3					
Corrected Glare Indices referring to 1575lm Total Luminous Flux											



Fuente de luz (LED) reemplazable por un profesional autorizado

Replaceable (LED only) light source by an authorized professional.

Source lumineuse (LED) remplaçable par un professionnel agréé

Sorgente luminosa (LED) sostituibile da parte di un professionista autorizzato

Austauschbare (LED) Lichtquelle durch einen autorisierten Fachmann



Equipo de control reemplazable por un profesional autorizado

Replaceable control gear by an authorized professional

Dispositif de commande remplaçable par un professionnel agréé

Alimentatore sostituibile da parte di un professionista autorizzato

Auswechselbares Betriebsgerät durch autorisierten Fachmann

INSTRUCCIONES PARA EL FINAL DE VIDA Y LA ELIMINACIÓN LOS COMPONENTES
 INSTRUCTIONS ON END-OF-LIFE AND COMPONENT DISPOSAL
 INSTRUCTIONS POUR LA GESTION DES COMPOSANTS EN FIN DE VIE ET LEUR MISE AU REBUT
 ISTRUZIONI PER IL FINE VITA E LO SMALTIMENTO DEI COMPONENTI
 ANWEISUNGEN ZUR ENTSORGUNG DER LEUCHTENKOMPONENTEN



Interrumpir la alimentación del aparato
 Cut the power supply to the luminaire
 Couper l'alimentation du luminaire
 Interrompere l'alimentazione dell'apparecchio
 Stromversorgung der Leuchte unterbrechen



Quitar la(s) fuente(s) de luz para el desecho
 Remove light source(s) for disposal
 Retirer la (les) source(s) lumineuse(s) pour l'élimination
 Rimuovere la/le sorgente/e di luce per lo smaltimento
 Lichtquelle(n) zur Entsorgung entfernen



Quitar la batería para el desecho
 Remove the battery for decommissioning
 Retirer la batterie pour sa mise au rebut
 Rimuovere la batteria per la dismissione
 Die Batterie ordnungsgemäß entsorgen



Quitar el equipo de control para el desecho
 Remove control gear for disposal
 Retirer le dispositif de commande pour l'élimination
 Rimuovere l'alimentatore per lo smaltimento
 Betriebsgerät zur Entsorgung ausbauen



Enviar los materiales a un centro de recogida RAEE
 Send the materials to a WEEE collection centre
 Envoyer les matériaux dans une déchetterie DEEE
 Inviare i materiali ad un centro di raccolta RAEE
 Die Materialien in einem WEEE-Zentrum entsorgen

