Scope

ARKOSLIGHT



Dimensions

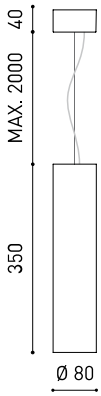

Accessories



WIRE TRIMLESS ACCESSORY



TRIMLESS TOOL

	PRODUCT
Name	SCOPE 35 SUSP 7W DIM PH.CUT 2700K NG
Reference	A2613000NG
Colour	Black-Gold - Other colours, please consult
Base Finishing	Textured black
RAL	9005 & 1036
Category	SUSPENSION

	LIGHT SOURCE
Type	LED
Gross luminous flux	910 lm
Colour temperature	2700 K
Chromatic stability	MacAdam Step 2
Colour Rendering Index	CRI>90
Power	7 W
Current	200 mA
Efficacy	130 lm/W
LED lifespan	L90B10 >55.000h
Energy efficiency class	E

	LIGHTING FIXTURE | PHOTOMETRIC DATA
Lighting efficiency	84%
Light beam angle	47°

	LIGHTING FIXTURE | ELECTRICAL DATA
Driver	Included
Power values of the system	8,39 W
Frequency	50/60 Hz
Dimming	Phase Cut
Electrical insulation class	□

	OTHER DATA
Sealing	IP20
Cord length	Max. 2 m
Fast adjustment tensioner	Yes
Weight	1400 g
Packaged weight	1580 g
Packaging dimensions	478 x 114 x 104 mm
Units per package	1
Materials	Aluminium / Polycarbonate

Scope is a LED luminary for supended or surface apllications. Formally designed as a vertical cylinder, it stands out for the purity and simplicity of its lines. Its sunken LED light source, it small-sized reflector and its interior matt shade –in different colours- offer great visual comfort and an elegant decorative effect.

Calle N, s/n - Pol. Ind. El Oliveral
46394 Ribarroja del Turia - Valencia (Spain)
info@arkoslight.com - www.arkoslight.com

28-09-26 / 17:26

5 Year GUARANTEE*

Lighting technical data

ARKOSLIGHT

Polar diagram

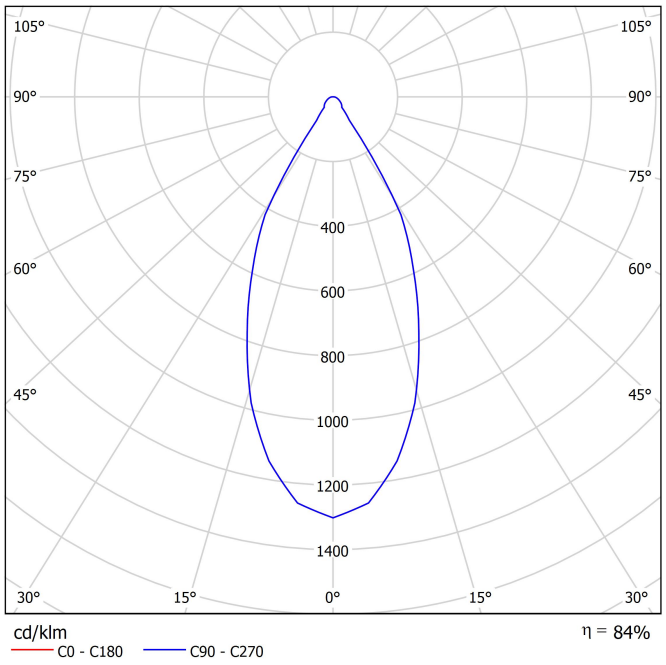

Conical diagram

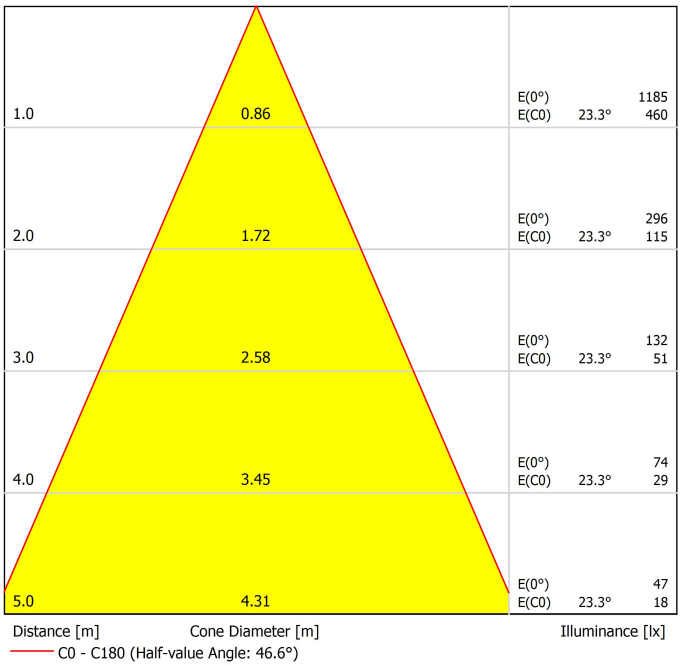

Calle N, s/n - Pol. Ind. El Oliveral
46394 Ribarroja del Turia - Valencia (Spain)
info@arkoslight.com - www.arkoslight.com

5 Year GUARANTEE*

Phase Cut dimmers compatibility

ARKOSLIGHT

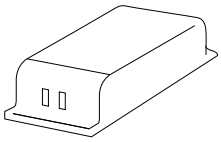

DRIVER	
0433-01-28	DRIVER LED 7.5W 200mA DIM PH.CUT

PHASE CUT DIMMERS TESTED FOR COMPATIBILITY:

Brand / Manufacturer	Model number	Dimming Type
Busch	2247U	Leading edge
Busch	6523 U	Leading edge
Legrand	Cat 400T	Trailing edge
Legrand	6708300%	Trailing edge
Legrand	77006200%	Trailing edge
NIKO	310-01900	Trailing edge
NIKO	310-02700	Trailing edge
NIKO	310-02800	Trailing edge
OSRAM	MCU Te250	Trailing edge
Siemens	5TC8 284	Trailing edge
Diginet	MEDM/LED Smart phase (DGLCDM400)	Trailing edge
Clipsal	32ELEDM	Trailing edge
Hager B&R	WBMD400LED	Trailing edge
V-PRO	250W MAX. GLS	Trailing edge
SG	LEDDIM 400	Trailing edge
ELKO	316 GLED	Leading edge
Hamilton	LEDIT-B100	Trailing edge
VLTIMATE	GU6012L	Trailing edge
SHUTTLE	SDIM-T-LED500W	Leading edge
RADIANT	LEDDIMO4-500W	Trailing edge
GIRA	238500%	Trailing /Leading edge
JUNG	122400%	Trailing /Leading edge

THE PARTICULAR CONDITIONS OF EACH INSTALLATION AND THE SPECIFICATIONS AND CONDITIONS OF USE OF EACH REGULATOR, MAY DIFFER FROM THOSE CONSIDERED IN THE COMPATIBILITY TESTING, AND AFFECT ITS PERFORMANCE IN SAID INSTALLATION.

FOR MORE INFO, PLEASE CONSULT

Calle N, s/n - Pol. Ind. El Oliveral
46394 Ribarroja del Turia-Valencia (Spain)
info@arkoslight.com - www.arkoslight.com

5Year GUARANTEE

Wire Trimless accessory

ARKOSLIGHT

Feed



	PRODUCT
Model	Mains Trimless
Reference	A023-00-01- | W | N |
Colour	**W** ☐ RAL 9016 | **N** ■ RAL 9005
Category	Accessories

REMOTE INCL Ø20

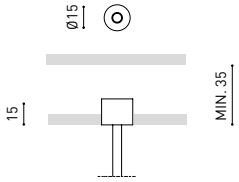

Fastening



	PRODUCT
Model	Steel Cable Regulator Trimless
Reference	A023-00-06- | W | N |
Colour	**W** ☐ RAL 9016 | **N** ■ RAL 9005
Category	Accessories

INCL Ø20

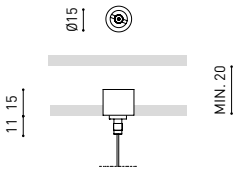

Accessory for trimless cable

Wire Trimless Accessory is a collection of accessories for fitting tensioners and cables to Arkoslight luminaires suspended directly from the ceiling with any visible ceiling rose or fixings. This achieves a minimalist application with a visually tidy finish.

With Wire Trimless Accessory the items adjacent to the ceiling of the standard product (ceiling roses, fixings, driver boxes, etc.) are concealed by a simple recessed application.

Wire Trimless Accessory reduces the visual impact of the installation leading to extremely minimalist aesthetics. The wires come out of the ceiling material as a part of the structure. This detail creates a much purer, more essential layout, particular when several luminaires are fitted in an arrangement.

Calle N, s/n - Pol. Ind. El Oliveral
46394 Ribarroja del Turia-Valencia (Spain)
info@arkoslight.com - www.arkoslight.com

5 Year GUARANTEE

Trimless Tool

ARKOSLIGHT

INSTALLATION GUIDE
https://youtu.be/sa_xAgj4ji4



	PRODUCT
Model	Trimless Tool **D20 X D52 MM**
Reference	A478-00-01
Category	Accessories

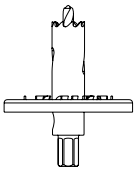

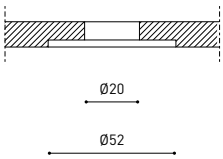

Calle N, s/n - Pol. Ind. El Oliveral
46394 Ribarroja del Turia-Valencia (Spain)
info@arkoslight.com - www.arkoslight.com

5Year GUARANTEE

Ecodesign and Energy Labelling

ARKOSLIGHT

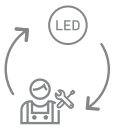

Fuente de luz (LED) reemplazable por un profesional autorizado

Replaceable (LED only) light source by an authorized professional.

Source lumineuse (LED) remplaçable par un professionnel agréé

Sorgente luminosa (LED) sostituibile da parte di un professionista autorizzato

Austauschbare (LED) Lichtquelle durch einen autorisierten Fachmann



Equipo de control reemplazable por un profesional autorizado

Replaceable control gear by an authorized professional

Dispositif de commande remplaçable par un professionnel agréé

Alimentatore sostituibile da parte di un professionista autorizzato

Auswechselbares Betriebsgerät durch autorisierten Fachmann

Instrucciones para el final de vida y la eliminación de los componentes:
Instructions on end-of-life and component disposal:
Instructions pour la gestion des composants en fin de vie et leur mise au rebut :
Istruzioni per il fine vita e lo smaltimento dei componenti:
Anweisungen zur entsorgung der Leuchtenkomponenten:



Interrumpir la alimentación del aparato
Cut the power supply to the luminaire
Couper l'alimentation du luminaire
Interrompere l'alimentazione dell'apparecchio
Stromversorgung der Leuchte unterbrechen

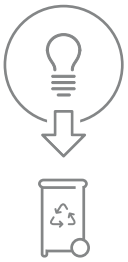

Quitar la(s) fuente(s) de luz para el desecho
Remove light source(s) for disposal
Retirer la (les) source(s) lumineuse(s) pour l'élimination
Rimuovere la/le sorgente/e di luce per lo smaltimento
Lichtquelle(n) zur Entsorgung entfernen

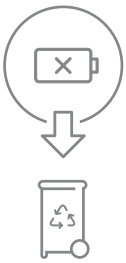

Quitar la batería para el desecho
Remove the battery for decommissioning
Retirer la batterie pour sa mise au rebut
Rimuovere la batteria per la dismissione
Die Batterie ordnungsgemäß entsorgen

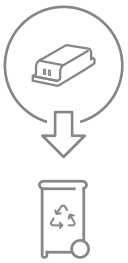

Quitar el equipo de control para el desecho
Remove control gear for disposal
Retirer le dispositif de commande pour l'élimination
Rimuovere l'alimentatore per lo smaltimento
Betriebsgerät zur Entsorgung ausbauen

Enviar los materiales a un centro de recogida RAEE
Send the materials to a WEEE collection centre
Envoyer les matériaux dans une déchetterie DEEE
Inviare i materiali ad un centro di raccolta RAEE
Die Materialien in einem WEEE-Zentrum entsorgen

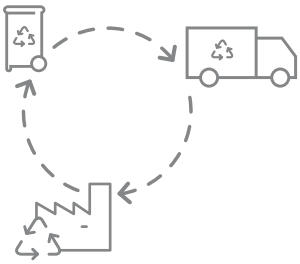

Calle N, s/n - Pol. Ind. El Oliveral
46394 Ribarroja del Turia-Valencia (Spain)
info@arkoslight.com - www.arkoslight.com