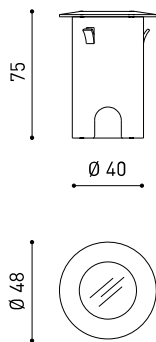




DIMENSIONS



ACCESSORIES



DRIVER OPTIONS



CONNECTOR IP67

| | |
|-----------|--------------|
| Name | STEP 3000K N |
| Reference | A2750001N |
| Color | Black |
| RAL | 9005 |
| Category | OUTDOOR |

PRODUCT

| | |
|------------------------|-------------------|
| Type | LED |
| Gross luminous flux | 120 lm |
| Colour temperature | 3000 K |
| Chromatic stability | MacAdam Step 3 |
| Colour Rendering Index | CRI > 90 |
| Power | 1 W |
| Current | 350 mA |
| Efficacy | 120 lm/W |
| LED lifespan | L90B10 > 102.000h |

LIGHT SOURCE

| | |
|---------------------|-----|
| Lighting efficiency | 15% |
| Light beam angle | 96° |

LIGHTING FIXTURE | PHOTOMETRIC DATA

| | |
|-----------------------------|------------------------------------|
| Driver | Excluded: Must be placed on remote |
| Dimming | No Dim - Other DIM, please consult |
| Electrical insulation class | III |

LIGHTING FIXTURE | ELECTRICAL DATA

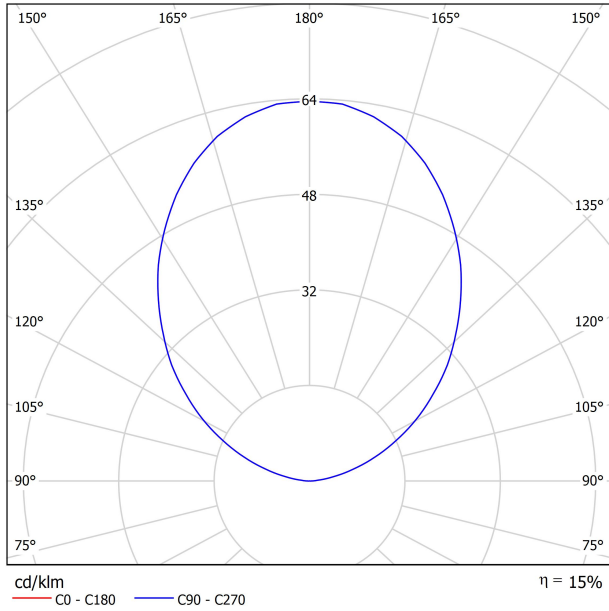
| | |
|-----------------------------|--|
| Sealing | IP67 |
| Wireless control | Please Consult |
| Impact resistance | IK08 |
| Recess measurements | Ø41 mm |
| Outdoor Use | Yes |
| Maximum surface temperature | 40° |
| Supported load | 5000 |
| Weight | 130 g |
| Packaged weight | 152 g |
| Packaging dimensions | 64 x 58 x 91 mm |
| Units per package | 1 |
| Materials | Stainless Steel (AISI 304) / Aluminium / Glass-Transparent |

OTHER DATA

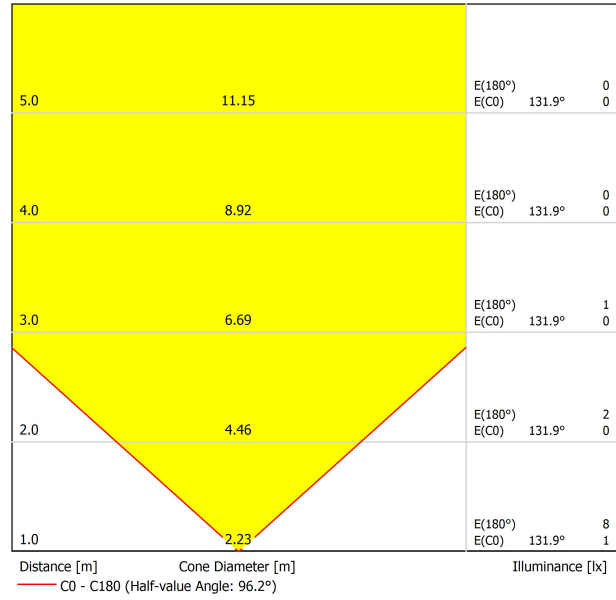


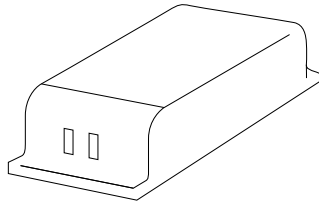
Step is a floor-recessed luminaire for signage functions. Discrete, elegant and functional, it offers the technical features of a leaktight LED luminaire that is able to support weight loads. It is applicable in pedestrian transit areas, both outdoors and indoors. Other outstanding features are its small size, low consumption and considerable durability. A technical film, in blue or white finish, on the illuminated Step surface, helps prevent the LED point from being marked and makes the colour more homogeneous. Step can be installed horizontally or vertically. *** NOTE: Recessed box included


POLAR DIAGRAM

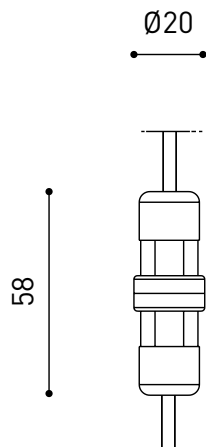


CONICAL DIAGRAM



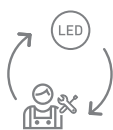


| DRIVER OPTIONS | | P | I | |
|-------------------|--|----|-------|---------------|
| 0434-00-39 |  NO DIM | 1W | 350mA | 1 to 12 Steps |
| 220 240 V~ | | | | IP20 |



| PRODUCT (OPTIONAL ACCESSORY) | |
|------------------------------|--------------------------|
| Model | Connector IP67 |
| Reference | 0434-01- 66 N ■ |
| Category | Accessories |

For cable $\text{Ø} 4,5 - 6,5\text{mm}$, section $\leq 1,5\text{mm}^2$



Fuente de luz (LED) reemplazable por un profesional autorizado

Replaceable (LED only) light source by an authorized professional.

Source lumineuse (LED) remplaçable par un professionnel agréé

Sorgente luminosa (LED) sostituibile da parte di un professionista autorizzato

Austauschbare (LED) Lichtquelle durch einen autorisierten Fachmann



Equipo de control reemplazable por un profesional autorizado

Replaceable control gear by an authorized professional

Dispositif de commande remplaçable par un professionnel agréé

Alimentatore sostituibile da parte di un professionista autorizzato

Auswechselbares Betriebsgerät durch autorisierten Fachmann

INSTRUCCIONES PARA EL FINAL DE VIDA Y LA ELIMINACIÓN LOS COMPONENTES

INSTRUCTIONS ON END-OF-LIFE AND COMPONENT DISPOSAL

INSTRUCTIONS POUR LA GESTION DES COMPOSANTS EN FIN DE VIE ET LEUR MISE AU REBUT

ISTRUZIONI PER IL FINE VITA E LO SMALTIMENTO DEI COMPONENTI

ANWEISUNGEN ZUR ENTSORGUNG DER LEUCHTENKOMPONENTEN



Interrumpir la alimentación del aparato
Cut the power supply to the luminaire
Couper l'alimentation du luminaire
Interrompere l'alimentazione dell'apparecchio
Stromversorgung der Leuchte unterbrechen



Quitar la(s) fuente(s) de luz para el desecho
Remove light source(s) for disposal
Retirer la (les) source(s) lumineuse(s) pour l'élimination
Rimuovere la/le sorgente/e di luce per lo smaltimento
Lichtquelle(n) zur Entsorgung entfernen



Quitar la batería para el desecho
Remove the battery for decommissioning
Retirer la batterie pour sa mise au rebut
Rimuovere la batteria per la dismissione
Die Batterie ordnungsgemäß entsorgen



Quitar el equipo de control para el desecho
Remove control gear for disposal
Retirer le dispositif de commande pour l'élimination
Rimuovere l'alimentatore per lo smaltimento
Betriebsgerät zur Entsorgung ausbauen



Enviar los materiales a un centro de recogida RAEE
Send the materials to a WEEE collection centre
Envoyer les matériaux dans une déchetterie DEEE
Inviare i materiali ad un centro di raccolta RAEE
Die Materialien in einem WEEE-Zentrum entsorgen

