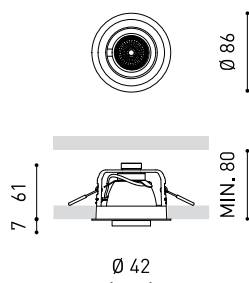




DIMENSIONES



ACCESORIOS



HIGH CHROMATIC LED



BEAM MIXER DIFFUSER

ANTI-GLARE HONEYCOMB
LOUVER

PREMIOS



PRODUCTO

Nombre	POP UP DIM PUSH 30° 4000K WT
Referencia	A2782222WT
Color	Textured white
RAL	9016
Categoría	CEILING RECESSED

FUENTE DE LUZ

Tipo	LED
Flujo Luminoso	660 lm
Temperatura de color	4000 K
Estabilidad cromática	MacAdam Step 2
Índice de reproducción cromática	CRI > 90
Potencia	6,5 W
Corriente	700 mA
Eficacia	102 lm/W
Horas de Vida del LED	L90B10 > 55.000h

LUMINARIA | DATOS FOTOMÉTRICOS

Eficiencia Lumínica	89%
Ángulo del haz de luz	30°

LUMINARIA | DATOS ELÉCTRICOS

Driver	Included - Connected
Potencia del sistema	9,09 W
Tensión	220V/240V
Frecuencia	50/60 Hz
Regulación	Push
Clase de seguridad eléctrica	<input type="checkbox"/>

OTROS DATOS

Estanqueidad	IP20
Control inalámbrico	Please Consult
Medidas de empotramiento	Ø79 mm
Ángulo de basculación	90°
Ángulo de giro	355°
Peso	365 g
Peso con embalaje	446 g
Dimensiones embalaje	159 x 138 x 86 mm
Unidades por embalaje	1
Materiales	Aluminium / Polycarbonate

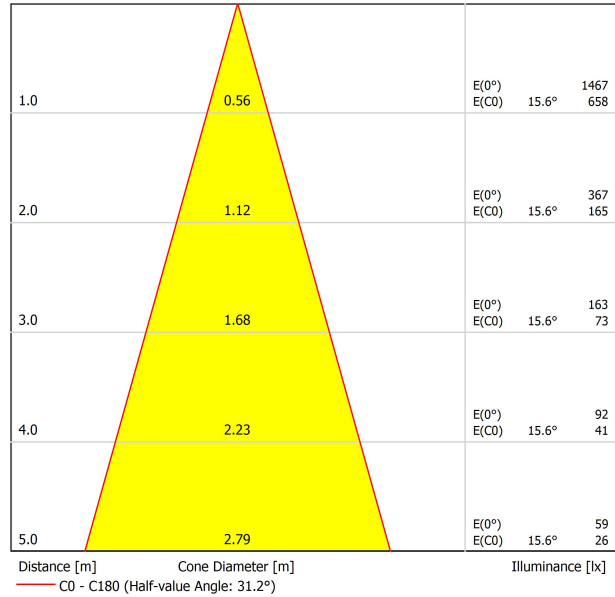


Pop Up is one of the smallest recessed spotlights in the world. It combines its small format with formal minimalism to achieve the perfect luminaire for projects that require the least possible space invasion. Pop Up is able to render a luminous flux that allows it to undertake accent lighting functions from the ceiling. It can be moved in practically all the degrees of freedom, as it rotates 355° and can tilt at 90° (unlike the majority of other recessables on the market). It can be easily and smoothly moved by hand.

DIAGRAMA POLAR



DIAGRAMA CÓNICO



UGR

Glare Evaluation According to UGR											
ρ Ceiling		70	70	50	50	30	70	70	50	50	30
ρ Walls		50	30	50	30	30	50	30	50	30	30
ρ Floor		20	20	20	20	20	20	20	20	20	20
Room Size X Y		Viewing direction at right angles to lamp axis					Viewing direction parallel to lamp axis				
2H	2H	5.6	6.2	5.8	6.4	6.6	5.6	6.2	5.8	6.4	6.6
	3H	9.1	9.7	9.4	9.9	10.2	9.1	9.7	9.4	9.9	10.2
	4H	10.8	11.4	11.1	11.6	11.9	10.8	11.4	11.1	11.6	11.9
	6H	12.6	13.1	12.9	13.4	13.7	12.6	13.1	12.9	13.4	13.7
	8H	13.5	14.1	13.9	14.3	14.6	13.5	14.1	13.9	14.3	14.6
4H	2H	6.7	7.3	7.0	7.6	7.8	6.7	7.3	7.0	7.6	7.8
	3H	10.4	10.9	10.7	11.2	11.5	10.4	10.9	10.7	11.2	11.5
	4H	12.3	12.7	12.6	13.0	13.4	12.3	12.7	12.6	13.0	13.4
	6H	14.2	14.5	14.6	14.9	15.3	14.2	14.5	14.6	14.9	15.3
	8H	15.2	15.6	15.7	15.9	16.3	15.2	15.6	15.7	15.9	16.3
8H	2H	16.5	16.7	16.9	17.1	17.5	16.5	16.7	16.9	17.1	17.5
	4H	13.0	13.3	13.4	13.7	14.1	13.0	13.3	13.4	13.7	14.1
	6H	15.2	15.4	15.6	15.8	16.3	15.2	15.4	15.6	15.8	16.3
	8H	16.4	16.6	16.9	17.1	17.5	16.4	16.6	16.9	17.1	17.5
	12H	17.8	18.0	18.3	18.5	19.0	17.8	18.0	18.3	18.5	19.0
12H	4H	13.2	13.5	13.6	13.9	14.3	13.2	13.5	13.6	13.9	14.3
	6H	15.5	15.7	16.0	16.1	16.6	15.5	15.7	16.0	16.1	16.6
	8H	16.8	17.0	17.3	17.5	17.9	16.8	17.0	17.3	17.5	17.9
Variation of the observer position for the luminaire distances S											
S = 1.0H		+3.4 / -1.8					+3.4 / -1.8				
S = 1.5H		+5.9 / -2.1					+5.9 / -2.1				
S = 2.0H		+7.9 / -2.4					+7.9 / -2.4				
Standard table Correction Summand		---					---				
Corrected Glare Indices referring to 660lm Total Luminous Flux											

Vivid Model Colour Temperature	2700K	3000K	3500K	4000K	Light Pink
📖 Reading			•	•	
🥬 Fruits & Vegetables		•	•		
🍞 Bakery	•				
👤 Retail		•	•		
💄 Cosmetics			•	•	
🥩 Meat					•
🐟 Fish				•	
🐠 Seafood				•	•



For some of its products, Arkoslight offers the possibility to provide them with a special LED, designed to create an illumination focused on visually promoting goods or products for commercial purposes. It is a high chromaticity LED, capable of identifying the colour shades that produce a positive psychological perception of the illuminated object.

This special LED lighting source offers a much more attractive and intense colour range than a conventional LED, besides being much wider. Technically, this is possible thanks to a special LED setting that includes a «special saturation parameter», capable of highlighting the objects colours and materials in such a way that they seem more attractive within the visible light spectrum. To achieve this performance, in each case, the appropriate diode and specific phosphor coating are carefully selected.

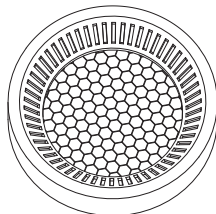


	PRODUCT
Model	Beam Mixer Diffuser
Reference	08050100
Category	Accessories

NOT SOLD SEPARATELY.

The Beam Mixer Diffuser is used to smooth beam artifacts caused by parabolic, Fresnel, or TIR lens collimators without significant broadening.

The unique mixing design provides superior far-field smoothing and color mixing with high on-axis brightness. Compared with traditional diffusers, it maintains higher central beam candlepower (CBCP), and produce less undesirable "field light" at higher angles.



	PRODUCT
Model	Anti-glare Honeycomb Louver
Reference	08060000WT
Colour	WT □ Textured white
Category	Accessories
	NOT SOLD SEPARATELY.



Accessory made up of louver in the shape of a honeycomb panel to reduce glare and the effects of direct rays of vision.



Fuente de luz (LED) reemplazable por un profesional autorizado

Replaceable (LED only) light source by an authorized professional.

Source lumineuse (LED) remplaçable par un professionnel agréé

Sorgente luminosa (LED) sostituibile da parte di un professionista autorizzato

Austauschbare (LED) Lichtquelle durch einen autorisierten Fachmann



Equipo de control reemplazable por un profesional autorizado

Replaceable control gear by an authorized professional

Dispositif de commande remplaçable par un professionnel agréé

Alimentatore sostituibile da parte di un professionista autorizzato

Auswechselbares Betriebsgerät durch autorisierten Fachmann

INSTRUCCIONES PARA EL FINAL DE VIDA Y LA ELIMINACIÓN LOS COMPONENTES
 INSTRUCTIONS ON END-OF-LIFE AND COMPONENT DISPOSAL
 INSTRUCTIONS POUR LA GESTION DES COMPOSANTS EN FIN DE VIE ET LEUR MISE AU REBUT
 ISTRUZIONI PER IL FINE VITA E LO SMALTIMENTO DEI COMPONENTI
 ANWEISUNGEN ZUR ENTSORGUNG DER LEUCHTENKOMPONENTEN



Interrumpir la alimentación del aparato
 Cut the power supply to the luminaire
 Couper l'alimentation du luminaire
 Interrompere l'alimentazione dell'apparecchio
 Stromversorgung der Leuchte unterbrechen



Quitar la(s) fuente(s) de luz para el desecho
 Remove light source(s) for disposal
 Retirer la (les) source(s) lumineuse(s) pour l'élimination
 Rimuovere la/le sorgente/e di luce per lo smaltimento
 Lichtquelle(n) zur Entsorgung entfernen



Quitar la batería para el desecho
 Remove the battery for decommissioning
 Retirer la batterie pour sa mise au rebut
 Rimuovere la batteria per la dismissione
 Die Batterie ordnungsgemäß entsorgen



Quitar el equipo de control para el desecho
 Remove control gear for disposal
 Retirer le dispositif de commande pour l'élimination
 Rimuovere l'alimentatore per lo smaltimento
 Betriebsgerät zur Entsorgung ausbauen



Enviar los materiales a un centro de recogida RAEE
 Send the materials to a WEEE collection centre
 Envoyer les matériaux dans une déchetterie DEEE
 Inviare i materiali ad un centro di raccolta RAEE
 Die Materialien in einem WEEE-Zentrum entsorgen

