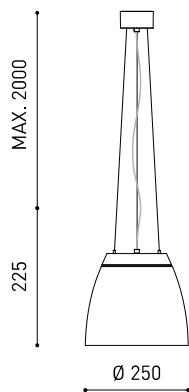




### DIMENSIONS



### ACCESSORIES



WIRE TRIMLESS ACCESSORY



TRIMLESS TOOL

### AWARDS

DESIGN  
AWARD  
2015GERMAN  
DESIGN  
AWARD  
NOMINEE  
2016

|                |                    |
|----------------|--------------------|
| Name           | SALT MINI 2700K WW |
| Reference      | A2800010WW         |
| Color          | White-White        |
| Base Finishing | Textured white     |
| RAL            | 9016 & 9016        |
| Category       | SUSPENSION         |

### PRODUCT

|                        |                 |
|------------------------|-----------------|
| Type                   | LED             |
| Gross luminous flux    | 1300 lm         |
| Colour temperature     | 2700 K          |
| Chromatic stability    | MacAdam Step 2  |
| Colour Rendering Index | CRI>90          |
| Power                  | 10 W            |
| Current                | 700 mA          |
| Efficacy               | 130 lm/W        |
| LED lifespan           | L80B10 >60.000h |

### LIGHT SOURCE

|                     |     |
|---------------------|-----|
| Lighting efficiency | 67% |
| Light beam angle    | 80° |

### LIGHTING FIXTURE | PHOTOMETRIC DATA

|                             |                          |
|-----------------------------|--------------------------|
| Driver                      | Included                 |
| Power values of the system  | 12,53 W                  |
| Frequency                   | 50/60 Hz                 |
| Dimming                     | Phase Cut                |
| Electrical insulation class | <input type="checkbox"/> |

### LIGHTING FIXTURE | ELECTRICAL DATA

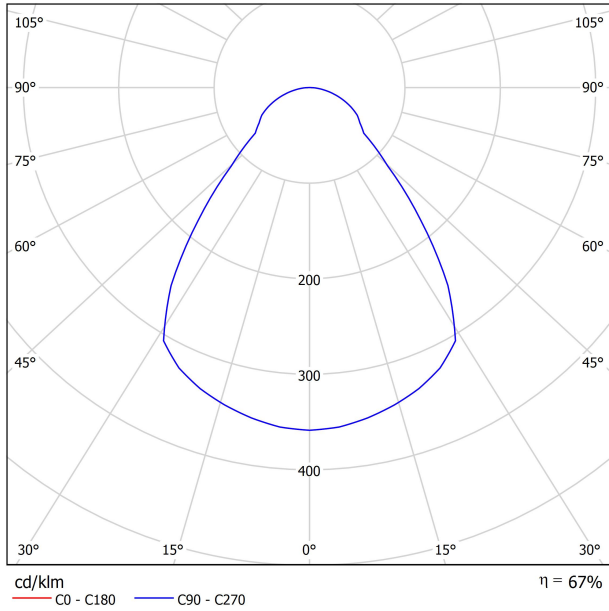
|                           |                                     |
|---------------------------|-------------------------------------|
| Sealing                   | IP20                                |
| Wireless control          | Please Consult                      |
| Cord length               | Max. 2 m                            |
| Fast adjustment tensioner | Yes                                 |
| Weight                    | 1920 g                              |
| Packaged weight           | 2437 g                              |
| Packaging dimensions      | 289 x 289 x 290 mm                  |
| Units per package         | 1                                   |
| Materials                 | Aluminium / Polymethyl Methacrylate |

### OTHER DATA

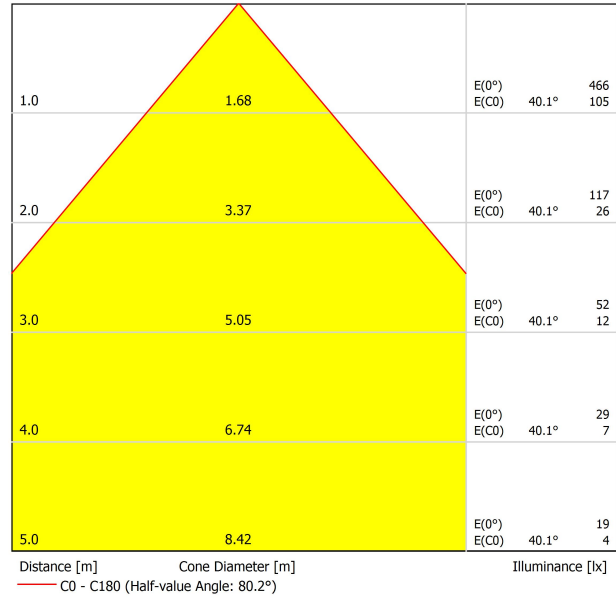


High Bay light fitting performance combined with the design of a unique decorative piece. Salt integrates driver and heat dissipation into the design of the fitting itself and achieves on the one hand an excellent thermal management and on the other hand the freedom to hang the fixture at any desired height. And to prevent glare, Salt disposes of a diffusor covering the light source.

POLAR DIAGRAM



CONICAL DIAGRAM





## DRIVER

|            |                                 |
|------------|---------------------------------|
| 0000-74-75 | DRIVER LED 15W 700mA DIM PH.CUT |
|------------|---------------------------------|

## PHASE CUT DIMMERS TESTED FOR COMPATIBILITY:

| Brand / Manufacturer | Model number                | Dimming Type  |
|----------------------|-----------------------------|---------------|
| Berker               | 2874                        | Trailing edge |
| Busch-Jaeger         | 6513 U-102                  | Trailing edge |
| Busch-Jaeger         | 6523 U-102                  | Trailing edge |
| Busch-Jaeger         | 6523 UR-103                 | Trailing edge |
| Clipsal              | 32E450UDM                   | Trailing edge |
| Egant                | U327                        | Trailing edge |
| Etman                | ETM321P                     | Trailing edge |
| Etman                | ETM322P                     | Trailing edge |
| HZC Electric         | AU-P3                       | Trailing edge |
| Jung                 | 225 TDE                     | Trailing edge |
| Jung                 | LB-Management               | Trailing edge |
| Legrand HPM          | CAT400T                     | Trailing edge |
| Merten               | SBD200LED<br>(MEG5134-0000) | Trailing edge |
| Niko                 | 310-0190 X                  | Trailing edge |
| Schneider            | CCTSE12011                  | Trailing edge |
| Schneider            | SBD315RC                    | Leading edge  |
| Casambi              | CBU-TED                     | Trailing edge |

THE PARTICULAR CONDITIONS OF EACH INSTALLATION AND THE SPECIFICATIONS AND CONDITIONS OF USE OF EACH REGULATOR, MAY DIFFER FROM THOSE CONSIDERED IN THE COMPATIBILITY TESTING, AND AFFECT ITS PERFORMANCE IN SAID INSTALLATION.

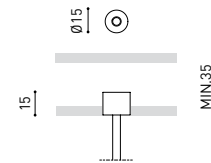
FOR MORE INFO, PLEASE CONSULT

SALT MINI

FEED



| PRODUCT   |   |
|-----------|---|
| Model     | Mains Trimless  |
| Reference | A023-00-01-   W   N   |
| Colour    | W <input type="checkbox"/> RAL 9016   N <input type="checkbox"/> RAL 9005 |
| Category  | Accessories   |

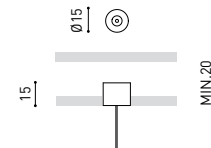


FASTENING



| PRODUCT   |   |
|-----------|---|
| Model     | Steel Cable Trimless  |
| Reference | A023-00-05-   W   N   |
| Colour    | W <input type="checkbox"/> RAL 9016   N <input type="checkbox"/> RAL 9005 |
| Category  | Accessories   |

3 Pcs. needed



Wire Trimless Accessory is a collection of accessories for fitting tensioners and cables to Arkoslight luminaires suspended directly from the ceiling with any visible ceiling rose or fixings. This achieves a minimalist application with a visually tidy finish.

With Wire Trimless Accessory the items adjacent to the ceiling of the standard product (ceiling roses, fixings, driver boxes, etc.) are concealed by a simple recessed application.

Wire Trimless Accessory reduces the visual impact of the installation leading to extremely minimalist aesthetics. The wires come out of the ceiling material as a part of the structure. This detail creates a much purer, more essential layout, particular when several luminaires are fitted in an arrangement.



INSTALLATION GUIDE

[https://youtu.be/sa\\_xAgj4ji4](https://youtu.be/sa_xAgj4ji4)



| PRODUCT   |                                   |
|-----------|-----------------------------------|
| Model     | Trimless Tool <b>D20 X D52 MM</b> |
| Reference | A478-00-01                        |
| Category  | Accessories                       |





Fuente de luz (LED) reemplazable por un profesional autorizado

Replaceable (LED only) light source by an authorized professional.

Source lumineuse (LED) remplaçable par un professionnel agréé

Sorgente luminosa (LED) sostituibile da parte di un professionista autorizzato

Austauschbare (LED) Lichtquelle durch einen autorisierten Fachmann



Equipo de control reemplazable por un profesional autorizado

Replaceable control gear by an authorized professional

Dispositif de commande remplaçable par un professionnel agréé

Alimentatore sostituibile da parte di un professionista autorizzato

Auswechselbares Betriebsgerät durch autorisierten Fachmann

INSTRUCCIONES PARA EL FINAL DE VIDA Y LA ELIMINACIÓN LOS COMPONENTES  
 INSTRUCTIONS ON END-OF-LIFE AND COMPONENT DISPOSAL  
 INSTRUCTIONS POUR LA GESTION DES COMPOSANTS EN FIN DE VIE ET LEUR MISE AU REBUT  
 ISTRUZIONI PER IL FINE VITA E LO SMALTIMENTO DEI COMPONENTI  
 ANWEISUNGEN ZUR ENTSORGUNG DER LEUCHTENKOMPONENTEN



Interrumpir la alimentación del aparato  
 Cut the power supply to the luminaire  
 Couper l'alimentation du luminaire  
 Interrompere l'alimentazione dell'apparecchio  
 Stromversorgung der Leuchte unterbrechen



Quitar la(s) fuente(s) de luz para el desecho  
 Remove light source(s) for disposal  
 Retirer la (les) source(s) lumineuse(s) pour l'élimination  
 Rimuovere la/le sorgente/e di luce per lo smaltimento  
 Lichtquelle(n) zur Entsorgung entfernen



Quitar la batería para el desecho  
 Remove the battery for decommissioning  
 Retirer la batterie pour sa mise au rebut  
 Rimuovere la batteria per la dismissione  
 Die Batterie ordnungsgemäß entsorgen



Quitar el equipo de control para el desecho  
 Remove control gear for disposal  
 Retirer le dispositif de commande pour l'élimination  
 Rimuovere l'alimentatore per lo smaltimento  
 Betriebsgerät zur Entsorgung ausbauen



Enviar los materiales a un centro de recogida RAEE  
 Send the materials to a WEEE collection centre  
 Envoyer les matériaux dans une déchetterie DEEE  
 Inviare i materiali ad un centro di raccolta RAEE  
 Die Materialien in einem WEEE-Zentrum entsorgen

