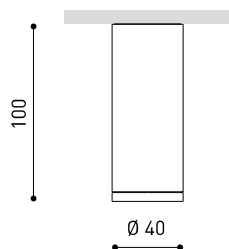




#### DIMENSIONS



#### ACCESSORIES



HIGH CHROMATIC LED



BEAM MIXER DIFFUSER

ANTI-GLARE HONEYCOMB  
LOUVER

#### AWARDS



#### PRODUCT

Name	TOP 30° 3000K NT
Reference	A2950021NT
Color	Textured black
RAL	9005
Category	SURFACE

#### LIGHT SOURCE

Type	LED
Gross luminous flux	500 lm
Colour temperature	3000 K
Chromatic stability	MacAdam Step 2
Colour Rendering Index	CRI > 90
Power	4,5 W
Current	500 mA
Efficacy	111 lm/W
LED lifespan	L90B10 > 55.000h

#### LIGHTING FIXTURE | PHOTOMETRIC DATA

Lighting efficiency	89%
Light beam angle	30°

#### LIGHTING FIXTURE | ELECTRICAL DATA

Driver	Included
Power values of the system	5,80 W
Frequency	50/60 Hz
Dimming	No Dim
Electrical insulation class	⚡

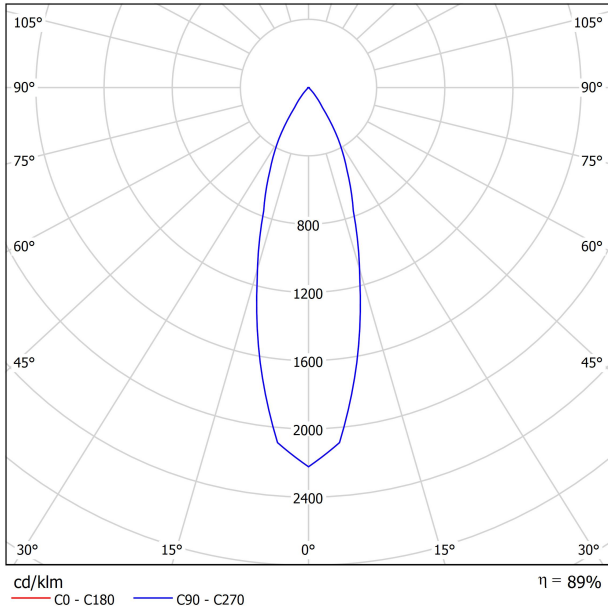
#### OTHER DATA

Sealing	IP20
Weight	153 g
Packaged weight	180 g
Packaging dimensions	136 x 68 x 51 mm
Units per package	1
Materials	Aluminium / Polycarbonate

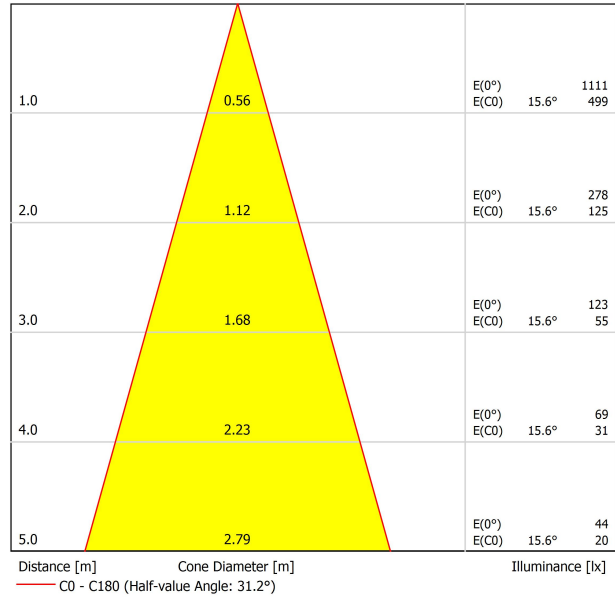


Top is a miniaturized surface-mounted ceiling luminaire. Its compact design makes Top an ideal solution for installation in ceiling cavities and for projects where a discrete presence of the luminaire in the scene is desired. Formally Top presents itself as a design of pure lines and architectural aesthetics. In terms of lighting, Top offers a conical distribution with three available beam angles (flood, medium and spot). Its installation is extremely easy and safe, fixing it to the ceiling by means of a bayonet system that does not require the use of any tools.

POLAR DIAGRAM



CONICAL DIAGRAM



UGR

Glare Evaluation According to UGR											
ρ Ceiling	70	70	50	50	30	70	70	50	50	30	
ρ Walls	50	30	50	30	30	50	30	50	30	30	
ρ Floor	20	20	20	20	20	20	20	20	20	20	
Room Size X Y		Viewing direction at right angles to lamp axis					Viewing direction parallel to lamp axis				
2H	2H	4.6	5.3	4.9	5.5	5.7	4.6	5.3	4.9	5.5	5.7
	3H	8.1	8.7	8.4	9.0	9.2	8.1	8.7	8.4	9.0	9.2
	4H	9.8	10.4	10.1	10.7	10.9	9.8	10.4	10.1	10.7	10.9
	6H	11.6	12.2	11.9	12.4	12.7	11.6	12.2	11.9	12.4	12.7
	8H	12.6	13.1	12.9	13.4	13.7	12.6	13.1	12.9	13.4	13.7
4H	12H	13.7	14.2	14.0	14.5	14.8	13.7	14.2	14.0	14.5	14.8
	2H	5.8	6.3	6.1	6.6	6.9	5.8	6.3	6.1	6.6	6.9
	3H	9.4	9.9	9.8	10.2	10.5	9.4	9.9	9.8	10.2	10.5
	4H	11.3	11.7	11.7	12.0	12.4	11.3	11.7	11.7	12.0	12.4
	6H	13.2	13.6	13.6	13.9	14.3	13.2	13.6	13.6	13.9	14.3
8H	8H	14.3	14.6	14.7	15.0	15.4	14.3	14.6	14.7	15.0	15.4
	12H	15.5	15.8	15.9	16.2	16.6	15.5	15.8	15.9	16.2	16.6
	4H	12.0	12.3	12.5	12.7	13.1	12.0	12.3	12.5	12.7	13.1
	6H	14.2	14.5	14.7	14.9	15.3	14.2	14.5	14.7	14.9	15.3
	8H	15.5	15.7	15.9	16.1	16.6	15.5	15.7	15.9	16.1	16.6
12H	12H	16.9	17.0	17.4	17.5	18.0	16.9	17.0	17.4	17.5	18.0
	4H	12.2	12.5	12.7	12.9	13.3	12.2	12.5	12.7	12.9	13.3
	6H	14.5	14.7	15.0	15.2	15.6	14.5	14.7	15.0	15.2	15.6
8H	15.9	16.0	16.4	16.5	17.0	15.9	16.0	16.4	16.5	17.0	
Variation of the observer position for the luminaire distances S											
S = 1.0H	+3.4 / -1.8					+3.4 / -1.8					
S = 1.5H	+5.9 / -2.1					+5.9 / -2.1					
S = 2.0H	+7.9 / -2.4					+7.9 / -2.4					
Standard table Correction Summand	---					---					
Corrected Glare Indices referring to 500lm Total Luminous Flux											

Vivid Model Colour Temperature	2700K	3000K	3500K	4000K	Light Pink
📖 Reading			•	•	
🥬 Fruits & Vegetables		•	•		
🍞 Bakery	•				
👤 Retail		•	•		
💄 Cosmetics			•	•	
🥩 Meat					•
🐟 Fish				•	
🐠 Seafood				•	•



For some of its products, Arkoslight offers the possibility to provide them with a special LED, designed to create an illumination focused on visually promoting goods or products for commercial purposes. It is a high chromaticity LED, capable of identifying the colour shades that produce a positive psychological perception of the illuminated object.

This special LED lighting source offers a much more attractive and intense colour range than a conventional LED, besides being much wider. Technically, this is possible thanks to a special LED setting that includes a «special saturation parameter», capable of highlighting the objects colours and materials in such a way that they seem more attractive within the visible light spectrum. To achieve this performance, in each case, the appropriate diode and specific phosphor coating are carefully selected.



	PRODUCT
Model	Beam Mixer Diffuser
Reference	08050100
Category	Accessories

NOT SOLD SEPARATELY.

The Beam Mixer Diffuser is used to smooth beam artifacts caused by parabolic, Fresnel, or TIR lens collimators without significant broadening.

The unique mixing design provides superior far-field smoothing and color mixing with high on-axis brightness. Compared with traditional diffusers, it maintains higher central beam candlepower (CBCP), and produce less undesirable "field light" at higher angles.



	PRODUCT
Model	Anti-glare Honeycomb Louver
Reference	08070000NT
Colour	NT ■   Textured black
Category	Accessories
	NOT SOLD SEPARATELY.



Accessory made up of louver in the shape of a honeycomb panel to reduce glare and the effects of direct rays of vision.



Fuente de luz (LED) reemplazable por un profesional autorizado

Replaceable (LED only) light source by an authorized professional.

Source lumineuse (LED) remplaçable par un professionnel agréé

Sorgente luminosa (LED) sostituibile da parte di un professionista autorizzato

Austauschbare (LED) Lichtquelle durch einen autorisierten Fachmann



Equipo de control reemplazable por un profesional autorizado

Replaceable control gear by an authorized professional

Dispositif de commande remplaçable par un professionnel agréé

Alimentatore sostituibile da parte di un professionista autorizzato

Auswechselbares Betriebsgerät durch autorisierten Fachmann

INSTRUCCIONES PARA EL FINAL DE VIDA Y LA ELIMINACIÓN LOS COMPONENTES  
 INSTRUCTIONS ON END-OF-LIFE AND COMPONENT DISPOSAL  
 INSTRUCTIONS POUR LA GESTION DES COMPOSANTS EN FIN DE VIE ET LEUR MISE AU REBUT  
 ISTRUZIONI PER IL FINE VITA E LO SMALTIMENTO DEI COMPONENTI  
 ANWEISUNGEN ZUR ENTSORGUNG DER LEUCHTENKOMPONENTEN



Interrumpir la alimentación del aparato  
 Cut the power supply to the luminaire  
 Couper l'alimentation du luminaire  
 Interrompere l'alimentazione dell'apparecchio  
 Stromversorgung der Leuchte unterbrechen



Quitar la(s) fuente(s) de luz para el desecho  
 Remove light source(s) for disposal  
 Retirer la (les) source(s) lumineuse(s) pour l'élimination  
 Rimuovere la/le sorgente/e di luce per lo smaltimento  
 Lichtquelle(n) zur Entsorgung entfernen



Quitar la batería para el desecho  
 Remove the battery for decommissioning  
 Retirer la batterie pour sa mise au rebut  
 Rimuovere la batteria per la dismissione  
 Die Batterie ordnungsgemäß entsorgen



Quitar el equipo de control para el desecho  
 Remove control gear for disposal  
 Retirer le dispositif de commande pour l'élimination  
 Rimuovere l'alimentatore per lo smaltimento  
 Betriebsgerät zur Entsorgung ausbauen



Enviar los materiales a un centro de recogida RAEE  
 Send the materials to a WEEE collection centre  
 Envoyer les matériaux dans une déchetterie DEEE  
 Inviare i materiali ad un centro di raccolta RAEE  
 Die Materialien in einem WEEE-Zentrum entsorgen

