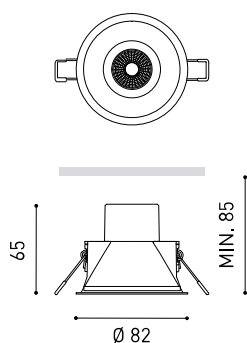




DIMENSIONS



ACCESSORIES



HIGH CHROMATIC LED

| | |
|-----------|---|
| Name | SHOT LIGHT M 3 DIM PH.CUT 2700K W |
| Reference | A2970350W |
| Color | White |
| RAL | Colour in the mass looks alike RAL 9016 |
| Category | CEILING RECESSED |

| | |
|------------------------|------------------|
| Type | LED |
| Gross luminous flux | 1230 lm |
| Colour temperature | 2700 K |
| Chromatic stability | MacAdam Step 2 |
| Colour Rendering Index | CRI > 90 |
| Power | 10,3 W |
| Current | 300 mA |
| Efficacy | 119 lm/W |
| LED lifespan | L90B10 > 55.000h |

| | |
|---------------------|-----|
| Lighting efficiency | 86% |
| Light beam angle | 38° |

| | |
|-----------------------------|---------------------------------------|
| Driver | Included - Connected |
| Power values of the system | 12,36 W |
| Frequency | 50/60 Hz |
| Dimming | Phase Cut - Other DIM, please consult |
| Electrical insulation class | □ |

| | |
|------------------------|---|
| Sealing | IP20 |
| Wireless control | Please Consult |
| Emergency power supply | Please Consult |
| Recess measurements | Ø75 mm |
| Weight | 260 g |
| Packaged weight | 315 g |
| Packaging dimensions | 101 x 95 x 88 mm |
| Units per package | 1 |
| Materials | Aluminium / Acrylonitrile Butadiene Styrene / Polycarbonate |

PRODUCT

LIGHT SOURCE

LIGHTING FIXTURE | PHOTOMETRIC DATA

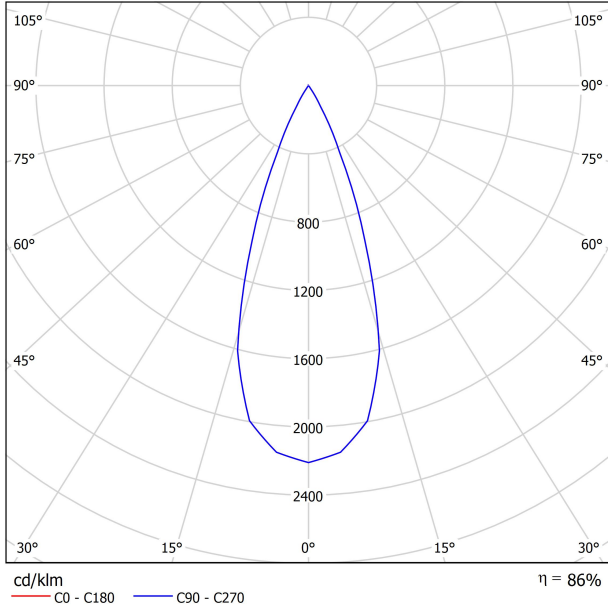
LIGHTING FIXTURE | ELECTRICAL DATA

OTHER DATA

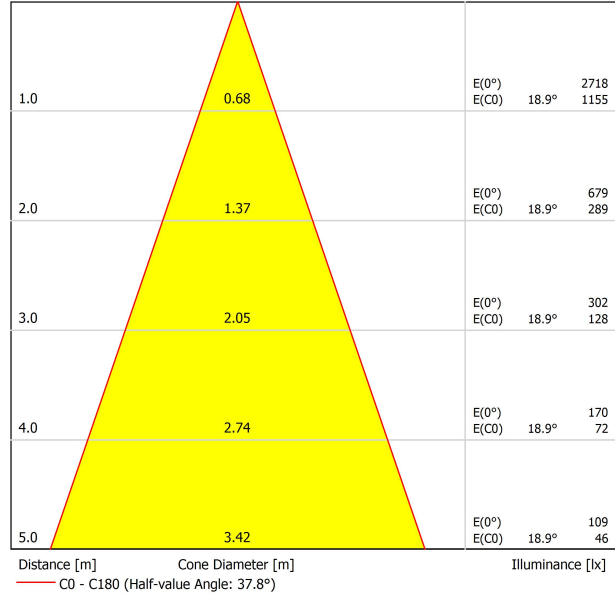


A luminary conceived to be a discreet point of light in the ceiling that hides the illumination source from sight and aims to offer maximum visual comfort. In order to achieve this, it has an anti-glare screen and a specifically designed micro-reflector that generates a perfectly defined light beam.

POLAR DIAGRAM



CONICAL DIAGRAM



UGR

| Glare Evaluation According to UGR | | | | | | | | | | | | |
|--|----|--|-------|-------|-------|-------|---|-------|-------|-------|-------|-------|
| ρ Ceiling | | 70 | 70 | 50 | 50 | 30 | 70 | 70 | 50 | 50 | 30 | 30 |
| ρ Walls | | 50 | 30 | 50 | 30 | 30 | 50 | 30 | 50 | 30 | 30 | 30 |
| ρ Floor | | 20 | 20 | 20 | 20 | 20 | 20 | 20 | 20 | 20 | 20 | 20 |
| Room Size X Y | | Viewing direction at right angles to lamp axis | | | | | Viewing direction parallel to lamp axis | | | | | |
| 2H | 2H | -18.1 | -17.5 | -17.9 | -17.3 | -17.1 | -18.1 | -17.5 | -17.9 | -17.3 | -17.1 | -17.1 |
| | 3H | -14.4 | -13.9 | -14.2 | -13.6 | -13.4 | -14.4 | -13.9 | -14.2 | -13.6 | -13.4 | -13.4 |
| | 4H | -12.2 | -11.7 | -11.9 | -11.4 | -11.2 | -12.2 | -11.7 | -11.9 | -11.4 | -11.2 | -11.2 |
| | 6H | -10.4 | -10.0 | -10.1 | -9.7 | -9.4 | -10.4 | -10.0 | -10.1 | -9.7 | -9.4 | -9.4 |
| | 8H | -9.3 | -8.9 | -9.0 | -8.6 | -8.3 | -9.3 | -8.9 | -9.0 | -8.6 | -8.3 | -8.3 |
| 4H | 2H | -17.2 | -16.7 | -16.9 | -16.5 | -16.2 | -17.2 | -16.7 | -16.9 | -16.5 | -16.2 | -16.2 |
| | 3H | -13.1 | -12.6 | -12.7 | -12.3 | -12.0 | -13.1 | -12.6 | -12.7 | -12.3 | -12.0 | -12.0 |
| | 4H | -10.7 | -10.3 | -10.3 | -9.9 | -9.6 | -10.7 | -10.3 | -10.3 | -9.9 | -9.6 | -9.6 |
| | 6H | -8.8 | -8.5 | -8.4 | -8.1 | -7.8 | -8.8 | -8.5 | -8.4 | -8.1 | -7.8 | -7.8 |
| | 8H | -7.6 | -7.3 | -7.2 | -6.9 | -6.5 | -7.6 | -7.3 | -7.2 | -6.9 | -6.5 | -6.5 |
| 8H | 2H | -17.2 | -16.7 | -16.9 | -16.5 | -16.2 | -17.2 | -16.7 | -16.9 | -16.5 | -16.2 | -16.2 |
| | 3H | -13.1 | -12.6 | -12.7 | -12.3 | -12.0 | -13.1 | -12.6 | -12.7 | -12.3 | -12.0 | -12.0 |
| | 4H | -10.7 | -10.3 | -10.3 | -9.9 | -9.6 | -10.7 | -10.3 | -10.3 | -9.9 | -9.6 | -9.6 |
| | 6H | -8.8 | -8.5 | -8.4 | -8.1 | -7.8 | -8.8 | -8.5 | -8.4 | -8.1 | -7.8 | -7.8 |
| | 8H | -7.6 | -7.3 | -7.2 | -6.9 | -6.5 | -7.6 | -7.3 | -7.2 | -6.9 | -6.5 | -6.5 |
| 12H | 2H | -17.2 | -16.7 | -16.9 | -16.5 | -16.2 | -17.2 | -16.7 | -16.9 | -16.5 | -16.2 | -16.2 |
| | 3H | -13.1 | -12.6 | -12.7 | -12.3 | -12.0 | -13.1 | -12.6 | -12.7 | -12.3 | -12.0 | -12.0 |
| | 4H | -10.7 | -10.3 | -10.3 | -9.9 | -9.6 | -10.7 | -10.3 | -10.3 | -9.9 | -9.6 | -9.6 |
| | 6H | -8.8 | -8.5 | -8.4 | -8.1 | -7.8 | -8.8 | -8.5 | -8.4 | -8.1 | -7.8 | -7.8 |
| | 8H | -7.6 | -7.3 | -7.2 | -6.9 | -6.5 | -7.6 | -7.3 | -7.2 | -6.9 | -6.5 | -6.5 |
| Variation of the observer position for the luminaire distances S | | | | | | | | | | | | |
| S = 1.0H | | +6.9 / -10.4 | | | | | +6.9 / -10.4 | | | | | |
| S = 1.5H | | +9.8 / -11.0 | | | | | +9.8 / -11.0 | | | | | |
| S = 2.0H | | +11.8 / -11.6 | | | | | +11.8 / -11.6 | | | | | |
| Standard table | | BK00 | | | | | BK00 | | | | | |
| Correction Summand | | -13.2 | | | | | -13.2 | | | | | |
| Corrected Glare Indices referring to 1230lm Total Luminous Flux | | | | | | | | | | | | |



DRIVER

0433-00-33 DRIVER LED 18W PH.CUT CONFIG 300mA

PHASE CUT DIMMERS TESTED FOR COMPATIBILITY:

| Brand / Manufacturer | Model number | Dimming Type |
|----------------------|-------------------------------------|------------------------|
| Busch | 2247U | Leading edge |
| Busch | 6523 U | Leading edge |
| Legrand | Cat 400T | Trailing edge |
| Legrand | 6708300% | Trailing edge |
| Legrand | 77006200% | Trailing edge |
| NIKO | 310-01900 | Trailing edge |
| NIKO | 310-02700 | Trailing edge |
| NIKO | 310-02800 | Trailing edge |
| OSRAM | MCU Te250 | Trailing edge |
| Siemens | 5TC8 284 | Trailing edge |
| Diginet | MEDM/LED Smart phase (DGLCDM400) | Trailing edge |
| Clipsal | 32ELEDM | Trailing edge |
| Hager B&R | WBMD400LED | Trailing edge |
| V-PRO | 250W MAX. GLS | Trailing edge |
| SG | LEDDIM 400 | Trailing edge |
| ELKO | 316 GLED | Leading edge |
| Hamilton | LEDIT-B100 | Trailing edge |
| ULTIMATE | GU6012L | Trailing edge |
| SHUTTLE | SDIM-T-LED500W | Leading edge |
| RADIANT | LEDDIMO4-500W | Trailing edge |
| GIRA | 238500% | Trailing /Leading edge |
| JUNG | 122400% | Trailing /Leading edge |

THE PARTICULAR CONDITIONS OF EACH INSTALLATION AND THE SPECIFICATIONS AND CONDITIONS OF USE OF EACH REGULATOR, MAY DIFFER FROM THOSE CONSIDERED IN THE COMPATIBILITY TESTING, AND AFFECT ITS PERFORMANCE IN SAID INSTALLATION.

FOR MORE INFO, PLEASE CONSULT

| Vivid Model Colour Temperature | 2700K | 3000K | 3500K | 4000K | Light Pink |
|-----------------------------------|-------|-------|-------|-------|------------|
| 📖 Reading | | | • | • | |
| 🥬 Fruits & Vegetables | | • | • | | |
| 🍞 Bakery | • | | | | |
| 👤 Retail | | • | • | | |
| 💄 Cosmetics | | | • | • | |
| 🥩 Meat | | | | | • |
| 🐟 Fish | | | | • | |
| 🐠 Seafood | | | | • | • |



For some of its products, Arkoslight offers the possibility to provide them with a special LED, designed to create an illumination focused on visually promoting goods or products for commercial purposes. It is a high chromaticity LED, capable of identifying the colour shades that produce a positive psychological perception of the illuminated object.

This special LED lighting source offers a much more attractive and intense colour range than a conventional LED, besides being much wider. Technically, this is possible thanks to a special LED setting that includes a «special saturation parameter», capable of highlighting the objects colours and materials in such a way that they seem more attractive within the visible light spectrum. To achieve this performance, in each case, the appropriate diode and specific phosphor coating are carefully selected.



Fuente de luz (LED) reemplazable por un profesional autorizado

Replaceable (LED only) light source by an authorized professional.

Source lumineuse (LED) remplaçable par un professionnel agréé

Sorgente luminosa (LED) sostituibile da parte di un professionista autorizzato

Austauschbare (LED) Lichtquelle durch einen autorisierten Fachmann



Equipo de control reemplazable por un profesional autorizado

Replaceable control gear by an authorized professional

Dispositif de commande remplaçable par un professionnel agréé

Alimentatore sostituibile da parte di un professionista autorizzato

Auswechselbares Betriebsgerät durch autorisierten Fachmann

INSTRUCCIONES PARA EL FINAL DE VIDA Y LA ELIMINACIÓN LOS COMPONENTES
 INSTRUCTIONS ON END-OF-LIFE AND COMPONENT DISPOSAL
 INSTRUCTIONS POUR LA GESTION DES COMPOSANTS EN FIN DE VIE ET LEUR MISE AU REBUT
 ISTRUZIONI PER IL FINE VITA E LO SMALTIMENTO DEI COMPONENTI
 ANWEISUNGEN ZUR ENTSORGUNG DER LEUCHTENKOMPONENTEN



Interrumpir la alimentación del aparato
 Cut the power supply to the luminaire
 Couper l'alimentation du luminaire
 Interrompere l'alimentazione dell'apparecchio
 Stromversorgung der Leuchte unterbrechen



Quitar la(s) fuente(s) de luz para el desecho
 Remove light source(s) for disposal
 Retirer la (les) source(s) lumineuse(s) pour l'élimination
 Rimuovere la/le sorgente/e di luce per lo smaltimento
 Lichtquelle(n) zur Entsorgung entfernen



Quitar la batería para el desecho
 Remove the battery for decommissioning
 Retirer la batterie pour sa mise au rebut
 Rimuovere la batteria per la dismissione
 Die Batterie ordnungsgemäß entsorgen



Quitar el equipo de control para el desecho
 Remove control gear for disposal
 Retirer le dispositif de commande pour l'élimination
 Rimuovere l'alimentatore per lo smaltimento
 Betriebsgerät zur Entsorgung ausbauen



Enviar los materiales a un centro de recogida RAEE
 Send the materials to a WEEE collection centre
 Envoyer les matériaux dans une déchetterie DEEE
 Inviare i materiali ad un centro di raccolta RAEE
 Die Materialien in einem WEEE-Zentrum entsorgen

