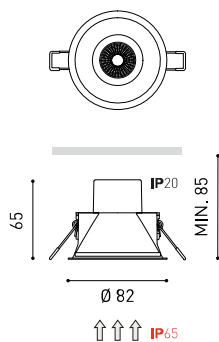




DIMENSIONS



ACCESSORIES



HIGH CHROMATIC LED

Name	SHOT LIGHT M IP65 3 DIM PH.CUT 2700K N
Reference	A2972350N
Color	Black
RAL	Colour in the mass looks alike RAL 9005
Category	CEILING RECESSED

PRODUCT

Type	LED
Gross luminous flux	1230 lm
Colour temperature	2700 K
Chromatic stability	MacAdam Step 2
Colour Rendering Index	CRI > 90
Power	10,3 W
Current	300 mA
Efficacy	119 lm/W
LED lifespan	L90B10 > 55.000h

LIGHT SOURCE

Lighting efficiency	78%
Light beam angle	37°

LIGHTING FIXTURE | PHOTOMETRIC DATA

Driver	Included - Connected
Power values of the system	12,36 W
Frequency	50/60 Hz
Dimming	Phase Cut - Other DIM, please consult
Electrical insulation class	□

LIGHTING FIXTURE | ELECTRICAL DATA

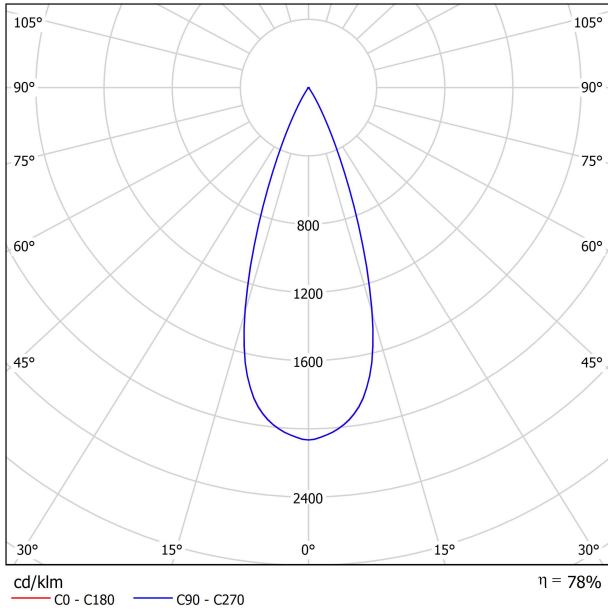
Sealing	IP65
Wireless control	Please Consult
Emergency power supply	Please Consult
Recess measurements	Ø75 mm
Weight	115 g
Packaged weight	290 g
Packaging dimensions	131 x 124 x 88 mm
Units per package	1
Materials	Aluminium / Acrylonitrile Butadiene Styrene / Polycarbonate

OTHER DATA

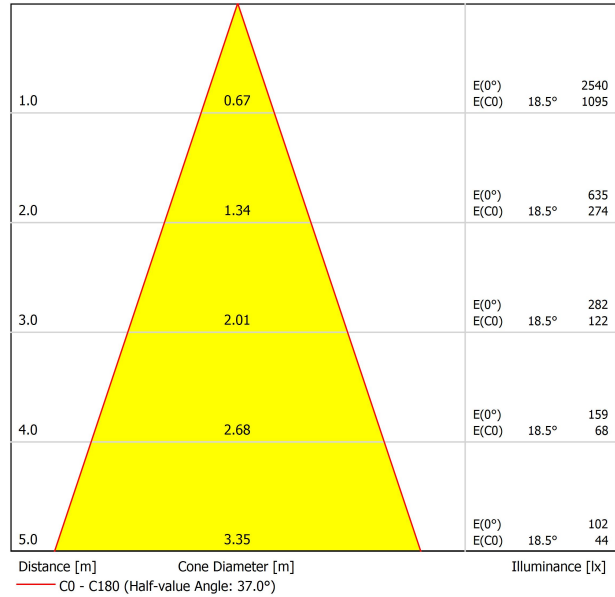


A luminaire conceived to be a discreet point of light in the ceiling that hides the illumination source from sight and aims to offer maximum visual comfort. In order to achieve this, it has an anti-glare screen and a specifically designed micro-reflector that generates a perfectly defined light beam.

POLAR DIAGRAM

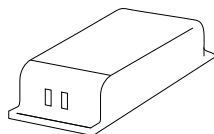


CONICAL DIAGRAM



UGR

Glare Evaluation According to UGR													
		70	70	50	50	30	70	70	50	50	30	30	
p Ceiling		50	30	50	30	30	50	30	50	30	30	30	
p Walls		20	20	20	20	20	20	20	20	20	20	20	
p Floor		20	20	20	20	20	20	20	20	20	20	20	
Room Size	X Y	Viewing direction at right angles to lamp axis					Viewing direction parallel to lamp axis						
2H	2H	-6.7	-6.0	-6.4	-5.9	-5.7	-6.3	-5.7	-6.1	-5.5	-5.3		
	3H	-3.4	-2.8	-3.1	-2.6	-2.4	-3.5	-2.9	-3.2	-2.6	-2.4		
	4H	-2.0	-1.4	-1.7	-1.2	-0.9	-1.6	-1.0	-1.3	-0.8	-0.5		
	6H	-0.2	0.3	0.1	0.6	0.8	0.5	1.0	0.8	1.3	1.6		
	8H	0.6	1.1	0.9	1.4	1.7	1.7	2.2	2.1	2.5	2.8		
4H	12H	1.6	2.0	1.9	2.3	2.7	2.7	3.2	3.1	3.5	3.8		
	2H	-5.7	-5.1	-5.4	-4.9	-4.6	-5.4	-4.9	-5.1	-4.6	-4.4		
	3H	-2.4	-1.9	-2.0	-1.6	-1.3	-2.3	-1.8	-1.9	-1.5	-1.2		
	4H	-0.7	-0.3	-0.4	-0.0	0.3	-0.1	0.3	0.3	0.6	0.9		
	6H	1.3	1.6	1.7	1.9	2.3	2.1	2.5	2.5	2.8	3.2		
8H	8H	2.2	2.5	2.7	2.9	3.3	3.4	3.7	3.9	4.1	4.5		
	12H	3.4	3.6	3.8	4.0	4.5	4.6	4.8	5.0	5.2	5.6		
	4H	0.1	0.3	0.5	0.7	1.1	0.5	0.8	0.9	1.2	1.6		
	6H	2.3	2.5	2.8	3.0	3.4	3.1	3.3	3.5	3.7	4.2		
	8H	3.5	3.7	4.0	4.1	4.6	4.6	4.7	5.0	5.2	5.7		
12H	12H	5.0	5.1	5.5	5.6	6.1	6.0	6.1	6.4	6.6	7.0		
	4H	0.3	0.6	0.8	1.0	1.4	0.7	1.0	1.1	1.4	1.8		
	6H	2.7	2.9	3.2	3.4	3.8	3.4	3.6	3.9	4.0	4.5		
	8H	4.1	4.2	4.5	4.7	5.1	5.0	5.1	5.5	5.6	6.1		
Variation of the observer position for the luminaire distances S													
S = 1.0H		+4.7 / -2.1					+4.2 / -1.7						
S = 1.5H		+7.3 / -2.4					+6.7 / -2.0						
S = 2.0H		+9.4 / -3.0					+8.7 / -2.3						
Standard table		BK03					---						
Correction													
Summand		-13.0					---						
Corrected Glare Indices referring to 1230lm Total Luminous Flux													



DRIVER

0433-00-33 DRIVER LED 18W PH.CUT CONFIG 300mA

PHASE CUT DIMMERS TESTED FOR COMPATIBILITY:

Brand / Manufacturer	Model number	Dimming Type
Busch	2247U	Leading edge
Busch	6523 U	Leading edge
Legrand	Cat 400T	Trailing edge
Legrand	6708300%	Trailing edge
Legrand	77006200%	Trailing edge
NIKO	310-01900	Trailing edge
NIKO	310-02700	Trailing edge
NIKO	310-02800	Trailing edge
OSRAM	MCU Te250	Trailing edge
Siemens	5TC8 284	Trailing edge
Diginet	MEDM/LED Smart phase (DGLCDM400)	Trailing edge
Clipsal	32ELEDM	Trailing edge
Hager B&R	WBMD400LED	Trailing edge
V-PRO	250W MAX. GLS	Trailing edge
SG	LEDDIM 400	Trailing edge
ELKO	316 GLED	Leading edge
Hamilton	LEDIT-B100	Trailing edge
ULTIMATE	GU6012L	Trailing edge
SHUTTLE	SDIM-T-LED500W	Leading edge
RADIANT	LEDDIMO4-500W	Trailing edge
GIRA	238500%	Trailing /Leading edge
JUNG	122400%	Trailing /Leading edge

THE PARTICULAR CONDITIONS OF EACH INSTALLATION AND THE SPECIFICATIONS AND CONDITIONS OF USE OF EACH REGULATOR, MAY DIFFER FROM THOSE CONSIDERED IN THE COMPATIBILITY TESTING, AND AFFECT ITS PERFORMANCE IN SAID INSTALLATION.

FOR MORE INFO, PLEASE CONSULT

Vivid Model Colour Temperature	2700K	3000K	3500K	4000K	Light Pink
📖 Reading			•	•	
🥬 Fruits & Vegetables		•	•		
🍞 Bakery	•				
👤 Retail		•	•		
💄 Cosmetics			•	•	
🥩 Meat					•
🐟 Fish				•	
🐠 Seafood				•	•



For some of its products, Arkoslight offers the possibility to provide them with a special LED, designed to create an illumination focused on visually promoting goods or products for commercial purposes. It is a high chromaticity LED, capable of identifying the colour shades that produce a positive psychological perception of the illuminated object.

This special LED lighting source offers a much more attractive and intense colour range than a conventional LED, besides being much wider. Technically, this is possible thanks to a special LED setting that includes a «special saturation parameter», capable of highlighting the objects colours and materials in such a way that they seem more attractive within the visible light spectrum. To achieve this performance, in each case, the appropriate diode and specific phosphor coating are carefully selected.



Fuente de luz (LED) reemplazable por un profesional autorizado

Replaceable (LED only) light source by an authorized professional.

Source lumineuse (LED) remplaçable par un professionnel agréé

Sorgente luminosa (LED) sostituibile da parte di un professionista autorizzato

Austauschbare (LED) Lichtquelle durch einen autorisierten Fachmann



Equipo de control reemplazable por un profesional autorizado

Replaceable control gear by an authorized professional

Dispositif de commande remplaçable par un professionnel agréé

Alimentatore sostituibile da parte di un professionista autorizzato

Auswechselbares Betriebsgerät durch autorisierten Fachmann

INSTRUCCIONES PARA EL FINAL DE VIDA Y LA ELIMINACIÓN LOS COMPONENTES
 INSTRUCTIONS ON END-OF-LIFE AND COMPONENT DISPOSAL
 INSTRUCTIONS POUR LA GESTION DES COMPOSANTS EN FIN DE VIE ET LEUR MISE AU REBUT
 ISTRUZIONI PER IL FINE VITA E LO SMALTIMENTO DEI COMPONENTI
 ANWEISUNGEN ZUR ENTSORGUNG DER LEUCHTENKOMPONENTEN



Interrumpir la alimentación del aparato
 Cut the power supply to the luminaire
 Couper l'alimentation du luminaire
 Interrompere l'alimentazione dell'apparecchio
 Stromversorgung der Leuchte unterbrechen



Quitar la(s) fuente(s) de luz para el desecho
 Remove light source(s) for disposal
 Retirer la (les) source(s) lumineuse(s) pour l'élimination
 Rimuovere la/le sorgente/e di luce per lo smaltimento
 Lichtquelle(n) zur Entsorgung entfernen



Quitar la batería para el desecho
 Remove the battery for decommissioning
 Retirer la batterie pour sa mise au rebut
 Rimuovere la batteria per la dismissione
 Die Batterie ordnungsgemäß entsorgen



Quitar el equipo de control para el desecho
 Remove control gear for disposal
 Retirer le dispositif de commande pour l'élimination
 Rimuovere l'alimentatore per lo smaltimento
 Betriebsgerät zur Entsorgung ausbauen



Enviar los materiales a un centro de recogida RAEE
 Send the materials to a WEEE collection centre
 Envoyer les matériaux dans une déchetterie DEEE
 Inviare i materiali ad un centro di raccolta RAEE
 Die Materialien in einem WEEE-Zentrum entsorgen

