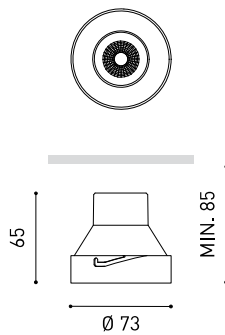




DIMENSIONS



ACCESSORIES



HIGH CHROMATIC LED

TRIMLESS ACCESSORY
(MANDATORY)

TRIMLESS TOOL

Name	SHOT LIGHT M TRIMLESS 2 DIM DALI/PUSH 2700K W
Reference	A2980230W
Color	White
RAL	Colour in the mass looks alike RAL 9016
Category	CEILING RECESSED

PRODUCT

SHOT LIGHT M TRIMLESS 2 DIM DALI/PUSH 2700K W

A2980230W

White

Colour in the mass looks alike RAL 9016

CEILING RECESSED

LIGHT SOURCE

LED

910 lm

2700 K

MacAdam Step 2

CRI > 90

6,5 W

200 mA

140 lm/W

L90B10 > 55.000h

LIGHTING FIXTURE | PHOTOMETRIC DATA

86%

38°

LIGHTING FIXTURE | ELECTRICAL DATA

Included - Connected

8,34 W

50/60 Hz

DALI / Push - Other DIM, please consult



OTHER DATA

IP20

Please Consult

Please Consult

Ø79 mm

260 g

315 g

101 x 95 x 88 mm

1

Aluminium / Acrylonitrile Butadiene Styrene / Polycarbonate



Type	LED
Gross luminous flux	910 lm
Colour temperature	2700 K
Chromatic stability	MacAdam Step 2
Colour Rendering Index	CRI > 90
Power	6,5 W
Current	200 mA
Efficacy	140 lm/W
LED lifespan	L90B10 > 55.000h

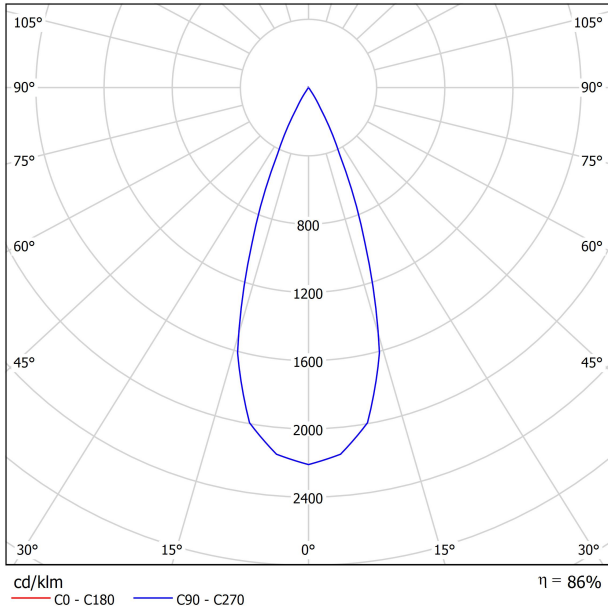
Lighting efficiency	86%
Light beam angle	38°

Driver	Included - Connected
Power values of the system	8,34 W
Frequency	50/60 Hz
Dimming	DALI / Push - Other DIM, please consult
Electrical insulation class	<input type="checkbox"/>

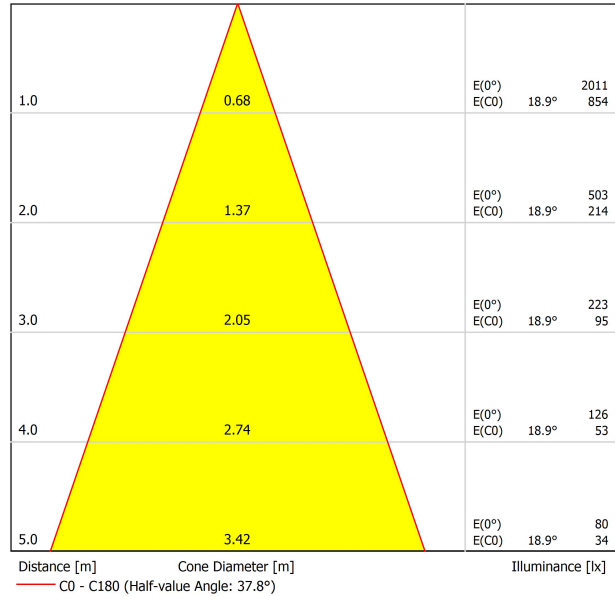
Sealing	IP20
Wireless control	Please Consult
Emergency power supply	Please Consult
Recess measurements	Ø79 mm
Weight	260 g
Packaged weight	315 g
Packaging dimensions	101 x 95 x 88 mm
Units per package	1
Materials	Aluminium / Acrylonitrile Butadiene Styrene / Polycarbonate

A luminaire conceived to be a discreet point of light in the ceiling that hides the illumination source from sight and aims to offer maximum visual comfort. In order to achieve this, it has an anti-glare screen and a specifically designed micro-reflector that generates a perfectly defined light beam.

POLAR DIAGRAM



CONICAL DIAGRAM



UGR

Glare Evaluation According to UGR											
ρ Ceiling		70	70	50	50	30	70	70	50	50	30
ρ Walls		50	30	50	30	30	50	30	50	30	30
ρ Floor		20	20	20	20	20	20	20	20	20	20
Room Size X Y		Viewing direction at right angles to lamp axis					Viewing direction parallel to lamp axis				
2H	2H	-19.3	-18.7	-19.1	-18.5	-18.3	-19.3	-18.7	-19.1	-18.5	-18.3
	3H	-15.6	-15.1	-15.4	-14.8	-14.6	-15.6	-15.1	-15.4	-14.8	-14.6
	4H	-13.4	-12.8	-13.1	-12.6	-12.3	-13.4	-12.8	-13.1	-12.6	-12.3
	6H	-11.6	-11.1	-11.3	-10.9	-10.6	-11.6	-11.1	-11.3	-10.9	-10.6
	8H	-10.5	-10.1	-10.2	-9.8	-9.5	-10.5	-10.1	-10.2	-9.8	-9.5
4H	12H	-8.9	-8.4	-8.5	-8.1	-7.8	-8.9	-8.4	-8.5	-8.1	-7.8
	2H	-18.5	-17.9	-18.2	-17.7	-17.4	-18.5	-17.9	-18.2	-17.7	-17.4
	3H	-14.3	-13.8	-13.9	-13.5	-13.2	-14.3	-13.8	-13.9	-13.5	-13.2
	4H	-11.8	-11.4	-11.5	-11.1	-10.8	-11.8	-11.4	-11.5	-11.1	-10.8
	6H	-10.0	-9.7	-9.6	-9.3	-9.0	-10.0	-9.7	-9.6	-9.3	-9.0
8H	8H	-8.8	-8.5	-8.4	-8.1	-7.7	-8.8	-8.5	-8.4	-8.1	-7.7
	12H	-7.0	-6.8	-6.6	-6.4	-5.9	-7.0	-6.8	-6.6	-6.4	-5.9
	4H	-11.0	-10.8	-10.6	-10.4	-10.0	-11.0	-10.8	-10.6	-10.4	-10.0
12H	6H	-9.0	-8.8	-8.6	-8.4	-7.9	-9.0	-8.8	-8.6	-8.4	-7.9
	8H	-7.5	-7.4	-7.1	-6.9	-6.5	-7.5	-7.4	-7.1	-6.9	-6.5
	8H	-5.5	-5.3	-5.0	-4.9	-4.4	-5.5	-5.3	-5.0	-4.9	-4.4
12H	4H	-10.9	-10.6	-10.4	-10.2	-9.8	-10.9	-10.6	-10.4	-10.2	-9.8
	6H	-8.7	-8.5	-8.2	-8.1	-7.6	-8.7	-8.5	-8.2	-8.1	-7.6
	8H	-7.0	-6.9	-6.6	-6.4	-5.9	-7.0	-6.9	-6.6	-6.4	-5.9
Variation of the observer position for the luminaire distances S											
S = 1.0H		+6.9 / -10.6					+6.9 / -10.6				
S = 1.5H		+9.8 / -11.1					+9.8 / -11.1				
S = 2.0H		+11.8 / -11.8					+11.8 / -11.8				
Standard table		BK00					BK00				
Correction Summand		-13.2					-13.2				
Corrected Glare Indices referring to 910lm Total Luminous Flux											

Vivid Model Colour Temperature	2700K	3000K	3500K	4000K	Light Pink
📖 Reading			•	•	
🥬 Fruits & Vegetables		•	•		
🍞 Bakery	•				
👤 Retail		•	•		
💄 Cosmetics			•	•	
🥩 Meat					•
🐟 Fish				•	
🐠 Seafood				•	•



For some of its products, Arkoslight offers the possibility to provide them with a special LED, designed to create an illumination focused on visually promoting goods or products for commercial purposes. It is a high chromaticity LED, capable of identifying the colour shades that produce a positive psychological perception of the illuminated object.

This special LED lighting source offers a much more attractive and intense colour range than a conventional LED, besides being much wider. Technically, this is possible thanks to a special LED setting that includes a «special saturation parameter», capable of highlighting the objects colours and materials in such a way that they seem more attractive within the visible light spectrum. To achieve this performance, in each case, the appropriate diode and specific phosphor coating are carefully selected.



PRODUCT	
Model	Shot Light M Trimless accessory
Reference	A2980000
Material	Iron
Coating	Zinc plated
Category	Accessories





INSTALLATION GUIDE

https://youtu.be/sa_xAgj4ji4

PRODUCT

Model	Trimless Tool D79 X D120 MM
Reference	A478-00-05
Category	Accessories





Fuente de luz (LED) reemplazable por un profesional autorizado

Replaceable (LED only) light source by an authorized professional.

Source lumineuse (LED) remplaçable par un professionnel agréé

Sorgente luminosa (LED) sostituibile da parte di un professionista autorizzato

Austauschbare (LED) Lichtquelle durch einen autorisierten Fachmann



Equipo de control reemplazable por un profesional autorizado

Replaceable control gear by an authorized professional

Dispositif de commande remplaçable par un professionnel agréé

Alimentatore sostituibile da parte di un professionista autorizzato

Auswechselbares Betriebsgerät durch autorisierten Fachmann

INSTRUCCIONES PARA EL FINAL DE VIDA Y LA ELIMINACIÓN LOS COMPONENTES

INSTRUCTIONS ON END-OF-LIFE AND COMPONENT DISPOSAL

INSTRUCTIONS POUR LA GESTION DES COMPOSANTS EN FIN DE VIE ET LEUR MISE AU REBUT

ISTRUZIONI PER IL FINE VITA E LO SMALTIMENTO DEI COMPONENTI

ANWEISUNGEN ZUR ENTSORGUNG DER LEUCHTENKOMPONENTEN



Interrumpir la alimentación del aparato

Cut the power supply to the luminaire

Couper l'alimentation du luminaire

Interrompere l'alimentazione dell'apparecchio

Stromversorgung der Leuchte unterbrechen



Quitar la(s) fuente(s) de luz para el desecho

Remove light source(s) for disposal

Retirer la (les) source(s) lumineuse(s) pour l'élimination

Rimuovere la/le sorgente/e di luce per lo smaltimento

Lichtquelle(n) zur Entsorgung entfernen



Quitar la batería para el desecho

Remove the battery for decommissioning

Retirer la batterie pour sa mise au rebut

Rimuovere la batteria per la dismissione

Die Batterie ordnungsgemäß entsorgen



Quitar el equipo de control para el desecho

Remove control gear for disposal

Retirer le dispositif de commande pour l'élimination

Rimuovere l'alimentatore per lo smaltimento

Betriebsgerät zur Entsorgung ausbauen



Enviar los materiales a un centro de recogida RAEE

Send the materials to a WEEE collection centre

Envoyer les matériaux dans une déchetterie DEEE

Inviare i materiali ad un centro di raccolta RAEE

Die Materialien in einem WEEE-Zentrum entsorgen

