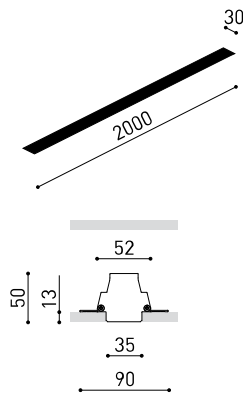




Dimensions



Accessories



CUSTOM & MOUNTING
ACCESSORIES



DRIVER OPTIONS

Name	BRIGHT LINE HO TRIMLESS 2000mm 4000K W
Reference	A3040042W
Colour	Matt white
RAL	9016
Category	CUSTOM SYSTEMS

Type	LED
Gross luminous flux	4844 lm
Colour temperature	4000 K
Chromatic stability	MacAdam Step 2
Colour Rendering Index	CRI>90
Power	46 W
Efficacy	105 lm/W
LED lifespan	L80B10 >60.000h
Energy efficiency class	F

Lighting efficiency	43%
Light beam angle	110°

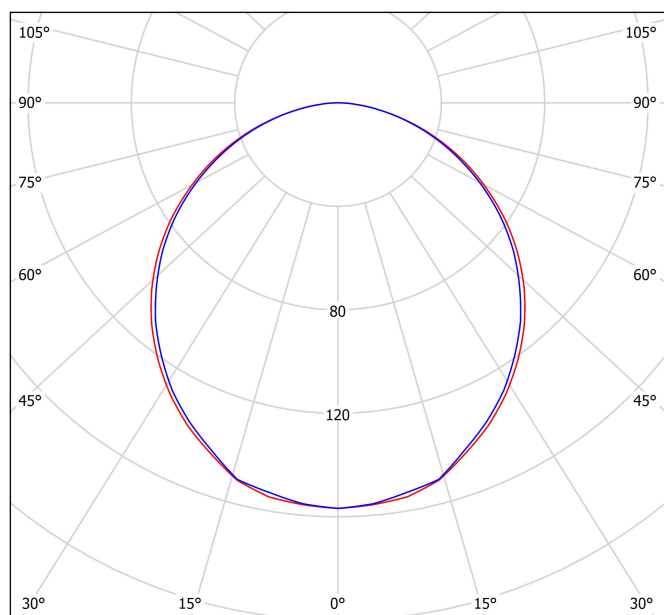
Driver	Excluded: Must be placed on remote
Dimming	No Dim / DALI / Push
Electrical insulation class	III

Sealing	IP20
Wireless control	Please Consult
Diffuser included	No
Weight	2290 g
Packaged weight	3350 g
Packaging dimensions	Ø100 x 2105 mm
Units per package	1
Materials	Aluminium / Polycarbonate



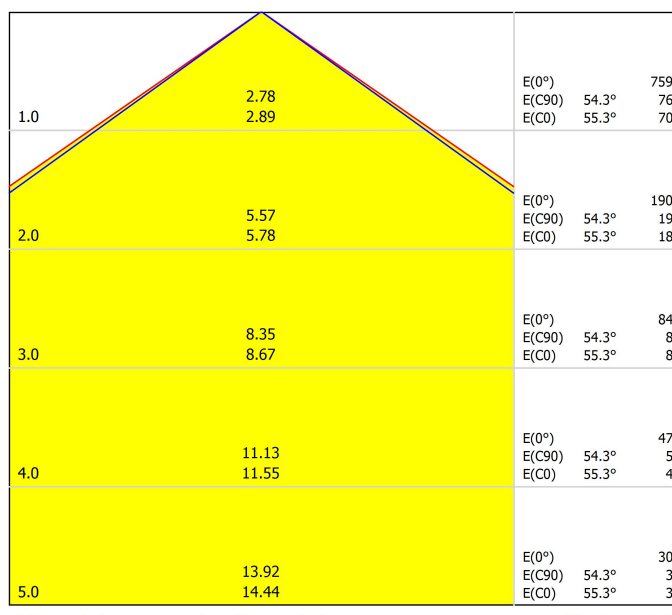
Bright Line is a customizable 3 cm wide linear shaped lighting fixture, that emits a diffuse light and gets perfectly integrated into the architecture. Provided with a perfect light continuity and homogeneity all along its course, this lighting product's aim is to help designers and architects draw the luminous lines that highlight the architectural shapes, the spatial guidelines, the transit direction... Composed of a modular system, Bright Line is able to define straight lines and also 90° angles on flat surfaces. *** NOTE: Recommended for installations where the profile can be installed before the false plasterboard ceiling (thickness 12,5 mm).

Polar diagram



cd/klm $\eta = 43\%$
 — C0 - C180 — C90 - C270

Conical diagram



Distance [m] Cone Diameter [m] Illuminance [lx]
 — C0 - C180 (Half-value Angle: 110.6°)
 — C90 - C270 (Half-value Angle: 108.6°)

UGR

Glare Evaluation According to UGR												
ρ Ceiling	70	70	50	50	30	70	70	50	50	30	70	70
ρ Walls	50	30	50	30	30	50	30	50	30	30	50	30
ρ Floor	20	20	20	20	20	20	20	20	20	20	20	20
Room Size X Y	Viewing direction at right angles to lamp axis					Viewing direction parallel to lamp axis						
2H	2H	20.1	21.4	20.4	21.7	21.9	20.0	21.3	20.3	21.6	21.8	21.8
	3H	21.9	23.1	22.2	23.4	23.6	21.8	23.0	22.1	23.2	23.5	23.5
	4H	22.5	23.7	22.9	24.0	24.2	22.4	23.5	22.7	23.8	24.1	24.1
	6H	23.0	24.1	23.4	24.4	24.7	22.9	23.9	23.2	24.2	24.5	24.5
	8H	23.2	24.2	23.5	24.5	24.8	23.0	24.0	23.4	24.4	24.7	24.7
4H	12H	23.2	24.2	23.6	24.5	24.9	23.1	24.1	23.5	24.4	24.8	24.8
	2H	20.6	21.8	21.0	22.1	22.3	20.6	21.7	20.9	22.0	22.3	22.3
	3H	22.6	23.6	23.0	23.9	24.3	22.5	23.5	22.9	23.8	24.2	24.2
	4H	23.4	24.3	23.8	24.7	25.0	23.3	24.2	23.7	24.5	24.9	24.9
	6H	24.0	24.8	24.5	25.2	25.6	23.9	24.7	24.4	25.1	25.5	25.5
8H	12H	24.2	24.9	24.7	25.3	25.7	24.2	24.8	24.6	25.2	25.6	25.6
	4H	24.4	25.0	24.8	25.4	25.8	24.3	24.9	24.7	25.3	25.8	25.8
	6H	23.7	24.4	24.2	24.8	25.2	23.6	24.3	24.1	24.7	25.1	25.1
	8H	24.5	25.0	24.9	25.5	25.9	24.4	24.9	24.8	25.4	25.8	25.8
	12H	24.8	25.2	25.2	25.7	26.2	24.7	25.2	25.2	25.6	26.1	26.1
12H	4H	24.9	25.4	25.4	25.8	26.3	24.9	25.3	25.4	25.8	26.3	26.3
	6H	23.8	24.4	24.2	24.8	25.2	23.7	24.3	24.1	24.7	25.1	25.1
	8H	24.5	25.0	25.0	25.5	26.0	24.5	24.9	24.9	25.4	25.9	25.9
	12H	24.9	25.3	25.3	25.7	26.2	24.8	25.2	25.3	25.7	26.2	26.2
	8H	24.9	25.3	25.3	25.7	26.2	24.8	25.2	25.3	25.7	26.2	26.2
Variation of the observer position for the luminaire distances S												
S = 1.0H	+0.1 / -0.1					+0.1 / -0.1						
S = 1.5H	+0.2 / -0.3					+0.2 / -0.3						
S = 2.0H	+0.4 / -0.6					+0.4 / -0.7						
Standard table	BK06					BK06						
Correction Summand	-0.7					-0.8						
Corrected Glare Indices referring to 4844lm Total Luminous Flux												

Installation guide



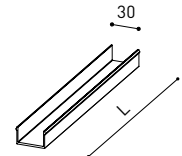
<https://youtu.be/tgGsQdaYe-w>

Bright Line components

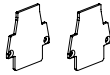
ARKOSLIGHT

Bright Line is a 24V linear lighting system composed of modular light sections. Once you've selected your desired combination of light modules, complete the setup with the diffusers, end caps, and straight joiners shown in this section.

		L
BRIGHT LINE Diffuser	A303-10-01	1000mm
	A303-10-02	2000mm
	A303-10-03	3000mm



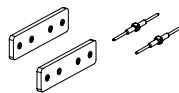
End Caps Kit
A303-10-00- W
Thickness of each cover 2mm.



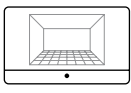
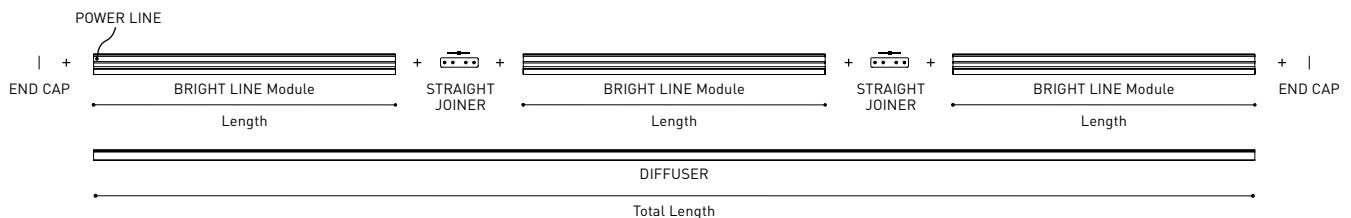
Power Line
A303-10-05



Straight Joiner
A303-10-04



Connection diagram:



PRODUCT CONFIGURATOR

Use our online configurator to design your own custom product layout. The tool will guide you through the process and automatically calculate the required drivers and accessories.

[Start your configuration →](#)

TRIMLESS INSTALLATION GUIDE
<https://youtu.be/tgGsQdaYe-w>



COLOUR | W RAL 9016 |

MATERIAL | AL | PC |

MOUNTING ACCESSORIES OPTIONS

Track Fixation Kit	A219-21-06- B
--------------------	-----------------



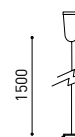
Track Flush Ceiling Kit	A219-22-06- B
-------------------------	-----------------



Track Track Clamp Kit for M6 ROD	A219-21-21- B
----------------------------------	-----------------



Track Suspension Kit	A219-21-10- B
----------------------	-----------------



SUGGESTED MOUNTING ACCESSORIES QUANTITIES

250 mm - 1 Pcs

500 mm - 1 Pcs

1000 mm - 2 Pcs

2000 mm - 2 Pcs

3000 mm - 3 Pcs

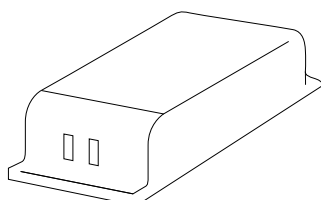
Corner 90° One Plane - 2Pcs.



Corner 90° Two Planes - 3 Pcs - One unit (in the ceiling) and two units (in the wall) can be combined.



TRIMLESS INSTALLATION GUIDE

<https://youtu.be/tgGsQdaYe-w>



CONSTANT VOLTAGE LED POWER SUPPLY		P	V	Max Length	Max Length H0	D
 NO DIM	0433-10-22	100W	24V	7000mm	3750mm	300 x 40 x 21mm
 DALI PUSH	0433-10-23	80W	24V	6250mm	3000mm	345 x 32 x 22mm
	0433-10-24	160W	24V	7000mm	5000mm	300 x 50 x 35mm

220 V~
240 V~

Driver must be placed on remote



Fuente de luz (LED) reemplazable por un profesional autorizado
 Replaceable (LED only) light source by an authorized professional.
 Source lumineuse (LED) remplaçable par un professionnel agréé
 Sorgente luminosa (LED) sostituibile da parte di un professionista autorizzato
 Austauschbare (LED) Lichtquelle durch einen autorisierten Fachmann



Equipo de control reemplazable por un profesional autorizado
 Replaceable control gear by an authorized professional
 Dispositif de commande remplaçable par un professionnel agréé
 Alimentatore sostituibile da parte di un professionista autorizzato
 Auswechselbares Betriebsgerät durch autorisierten Fachmann

Instrucciones para el final de vida y la eliminación de los componentes:

Instructions on end-of-life and component disposal:

Instructions pour la gestion des composants en fin de vie et leur mise au rebut :

Istruzioni per il fine vita e lo smaltimento dei componenti:

Anweisungen zur entsorgung der Leuchtenkomponenten:



Interrumpir la alimentación del aparato
 Cut the power supply to the luminaire
 Couper l'alimentation du luminaire
 Interrompere l'alimentazione dell'apparecchio
 Stromversorgung der Leuchte unterbrechen



Quitar la(s) fuente(s) de luz para el desecho
 Remove light source(s) for disposal
 Retirer la (les) source(s) lumineuse(s) pour l'élimination
 Rimuovere la/le sorgente/e di luce per lo smaltimento
 Lichtquelle(n) zur Entsorgung entfernen



Quitar la batería para el desecho
 Remove the battery for decommissioning
 Retirer la batterie pour sa mise au rebut
 Rimuovere la batteria per la dismissione
 Die Batterie ordnungsgemäß entsorgen



Quitar el equipo de control para el desecho
 Remove control gear for disposal
 Retirer le dispositif de commande pour l'élimination
 Rimuovere l'alimentatore per lo smaltimento
 Betriebsgerät zur Entsorgung ausbauen



Enviar los materiales a un centro de recogida RAEE
 Send the materials to a WEEE collection centre
 Envoyer les matériaux dans une déchetterie DEEE
 Inviare i materiali ad un centro di raccolta RAEE
 Die Materialien in einem WEEE-Zentrum entsorgen

