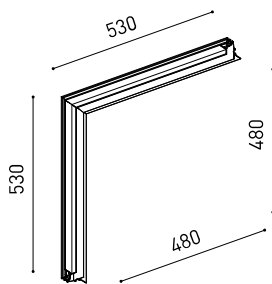




Dimensions



Accessories



CUSTOM & MOUNTING
ACCESSORIES



DRIVER OPTIONS

| | |
|-----------|--|
| Name | BRIGHT LINE HO CORNER 90° TWO PLANES 4000K W |
| Reference | A3040062W |
| Colour | Matt white |
| RAL | 9016 |
| Category | CUSTOM SYSTEMS |

| | |
|-------------------------|-----------------|
| Type | LED |
| Gross luminous flux | 2422 lm |
| Colour temperature | 4000 K |
| Chromatic stability | MacAdam Step 2 |
| Colour Rendering Index | CRI>90 |
| Power | 23 W |
| Efficacy | 105 lm/W |
| LED lifespan | L80B10 >60.000h |
| Energy efficiency class | F |

| | |
|---------------------|------|
| Lighting efficiency | 43% |
| Light beam angle | 110° |

| | |
|-----------------------------|------------------------------------|
| Driver | Excluded: Must be placed on remote |
| Dimming | No Dim / DALI / Push |
| Electrical insulation class | III |

| | |
|----------------------|---------------------------|
| Sealing | IP20 |
| Wireless control | Please Consult |
| Diffuser included | No |
| Weight | 1310 g |
| Packaged weight | 1840 g |
| Packaging dimensions | 613 x 597 x 96 mm |
| Units per package | 1 |
| Materials | Aluminium / Polycarbonate |



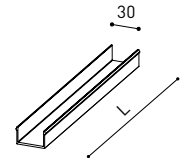
Bright Line is a customizable 3 cm wide linear shaped lighting fixture, that emits a diffuse light and gets perfectly integrated into the architecture. Provided with a perfect light continuity and homogeneity all along its course, this lighting product's aim is to help designers and architects draw the luminous lines that highlight the architectural shapes, the spatial guidelines, the transit direction... Composed of a modular system, Bright Line is able to define straight lines and also 90° angles on flat surfaces. *** NOTE: Recommended for installations where the profile can be installed before the false plasterboard ceiling (thickness 12,5 mm).

Bright Line components

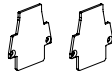
ARKOSLIGHT

Bright Line is a 24V linear lighting system composed of modular light sections. Once you've selected your desired combination of light modules, complete the setup with the diffusers, end caps, and straight joiners shown in this section.

| | | L |
|----------------------|------------|--------|
| BRIGHT LINE Diffuser | A303-10-01 | 1000mm |
| | A303-10-02 | 2000mm |
| | A303-10-03 | 3000mm |



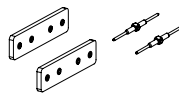
| |
|------------------------------|
| End Caps Kit |
| A303-10-00- W |
| Thickness of each cover 2mm. |



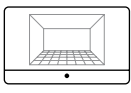
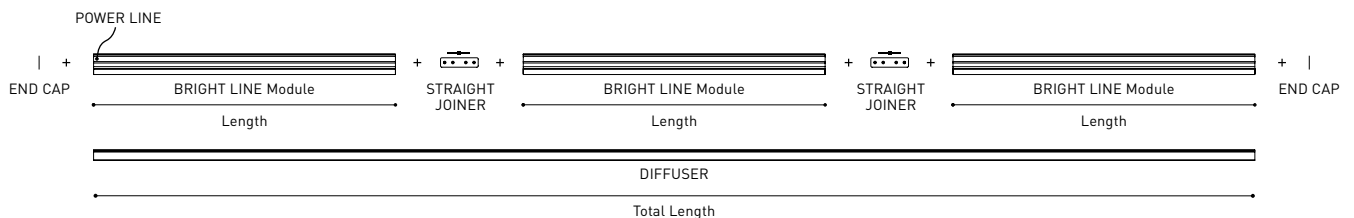
| |
|------------|
| Power Line |
| A303-10-05 |



| |
|-----------------|
| Straight Joiner |
| A303-10-04 |



Connection diagram:



PRODUCT CONFIGURATOR

Use our online configurator to design your own custom product layout. The tool will guide you through the process and automatically calculate the required drivers and accessories.

[Start your configuration →](#)

TRIMLESS INSTALLATION GUIDE
<https://youtu.be/tgGsQdaYe-w>



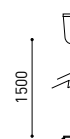
COLOUR | W RAL 9016 |

MATERIAL | AL | PC |



MOUNTING ACCESSORIES OPTIONS

| | |
|----------------------------------|-----------------|
| Track Fixation Kit | A219-21-06- B |
| Track Flush Ceiling Kit | A219-22-06- B |
| Track Track Clamp Kit for M6 ROD | A219-21-21- B |
| Track Suspension Kit | A219-21-10- B |



SUGGESTED MOUNTING ACCESSORIES QUANTITIES

250 mm - 1 Pcs

500 mm - 1 Pcs

1000 mm - 2 Pcs

2000 mm - 2 Pcs

3000 mm - 3 Pcs

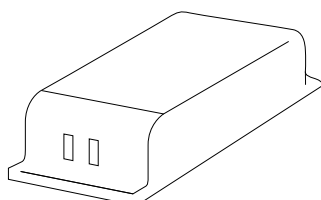
Corner 90° One Plane - 2Pcs.



Corner 90° Two Planes - 3 Pcs - One unit (in the ceiling) and two units (in the wall) can be combined.



TRIMLESS INSTALLATION GUIDE

<https://youtu.be/tgGsQdaYe-w>



| CONSTANT VOLTAGE LED POWER SUPPLY | | P | V | Max Length | Max Length H0 | D |
|--|-------------------|------|-----|---------------|------------------|-----------------|
|  NO DIM | 0433-10-22 | 100W | 24V | 7000mm | 3750mm | 300 x 40 x 21mm |
|  DALI PUSH | 0433-10-23 | 80W | 24V | 6250mm | 3000mm | 345 x 32 x 22mm |
| | 0433-10-24 | 160W | 24V | 7000mm | 5000mm | 300 x 50 x 35mm |

220 V~
240 V~

Driver must be placed on remote



Fuente de luz (LED) reemplazable por un profesional autorizado
 Replaceable (LED only) light source by an authorized professional.
 Source lumineuse (LED) remplaçable par un professionnel agréé
 Sorgente luminosa (LED) sostituibile da parte di un professionista autorizzato
 Austauschbare (LED) Lichtquelle durch einen autorisierten Fachmann



Equipo de control reemplazable por un profesional autorizado
 Replaceable control gear by an authorized professional
 Dispositif de commande remplaçable par un professionnel agréé
 Alimentatore sostituibile da parte di un professionista autorizzato
 Auswechselbares Betriebsgerät durch autorisierten Fachmann

Instrucciones para el final de vida y la eliminación de los componentes:

Instructions on end-of-life and component disposal:

Instructions pour la gestion des composants en fin de vie et leur mise au rebut :

Istruzioni per il fine vita e lo smaltimento dei componenti:

Anweisungen zur entsorgung der Leuchtenkomponenten:



Interrumpir la alimentación del aparato
 Cut the power supply to the luminaire
 Couper l'alimentation du luminaire
 Interrompere l'alimentazione dell'apparecchio
 Stromversorgung der Leuchte unterbrechen



Quitar la(s) fuente(s) de luz para el desecho
 Remove light source(s) for disposal
 Retirer la (les) source(s) lumineuse(s) pour l'élimination
 Rimuovere la/le sorgente/e di luce per lo smaltimento
 Lichtquelle(n) zur Entsorgung entfernen



Quitar la batería para el desecho
 Remove the battery for decommissioning
 Retirer la batterie pour sa mise au rebut
 Rimuovere la batteria per la dismissione
 Die Batterie ordnungsgemäß entsorgen



Quitar el equipo de control para el desecho
 Remove control gear for disposal
 Retirer le dispositif de commande pour l'élimination
 Rimuovere l'alimentatore per lo smaltimento
 Betriebsgerät zur Entsorgung ausbauen



Enviar los materiales a un centro de recogida RAEE
 Send the materials to a WEEE collection centre
 Envoyer les matériaux dans une déchetterie DEEE
 Inviare i materiali ad un centro di raccolta RAEE
 Die Materialien in einem WEEE-Zentrum entsorgen

