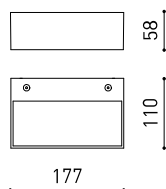


Dimensions

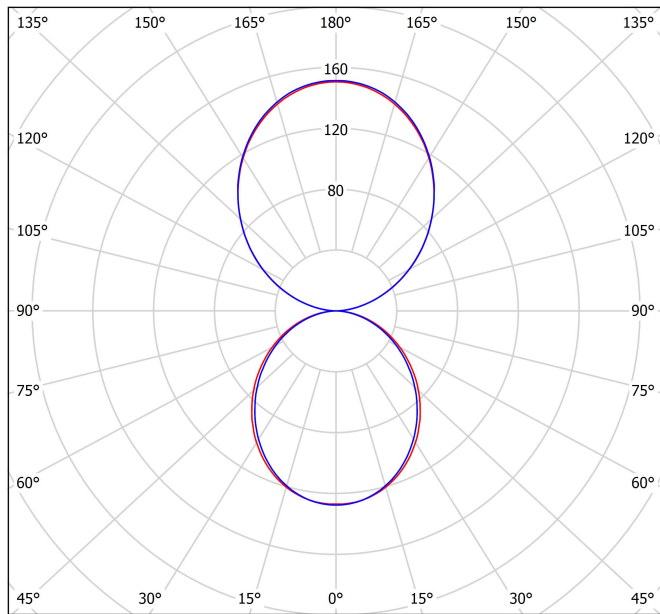


Name	REC DOUBLE MINI DIM 4000K WT
Reference	A3100022WT
Colour	Textured white
RAL	9016
Category	WALL
Type	LED
Gross luminous flux	2530 lm
Colour temperature	4000 K
Chromatic stability	MacAdam Step 2
Colour Rendering Index	CRI>90
Power	16,5 W
Current	500 mA
Efficacy	153 lm/W
LED lifespan	L80B10 >60.000h
Energy efficiency class	D
Lighting efficiency	72%
Light beam angle	103°
Driver	Included
Power values of the system	19,08 W
Frequency	50/60 Hz
Dimming	DALI / Push
Electrical insulation class	□
Sealing	IP20
Wireless control	Please Consult
Weight	1125 g
Packaged weight	1210 g
Packaging dimensions	230 x 145 x 64 mm
Units per package	1
Materials	Aluminium / Polymethyl Methacrylate
PRODUCT	
LIGHT SOURCE	
LIGHTING FIXTURE PHOTOMETRIC DATA	
LIGHTING FIXTURE ELECTRICAL DATA	
OTHER DATA	



Rec is a LED appliance that is especially ideal to carry out indirect lighting functions. This is a luminaire that perfectly fits into projects that prioritise the comfort given by indirect lighting but also require a high volume of light. Formally, Rec is expressed in a slender cuboid with pure lines and a minimalist design.

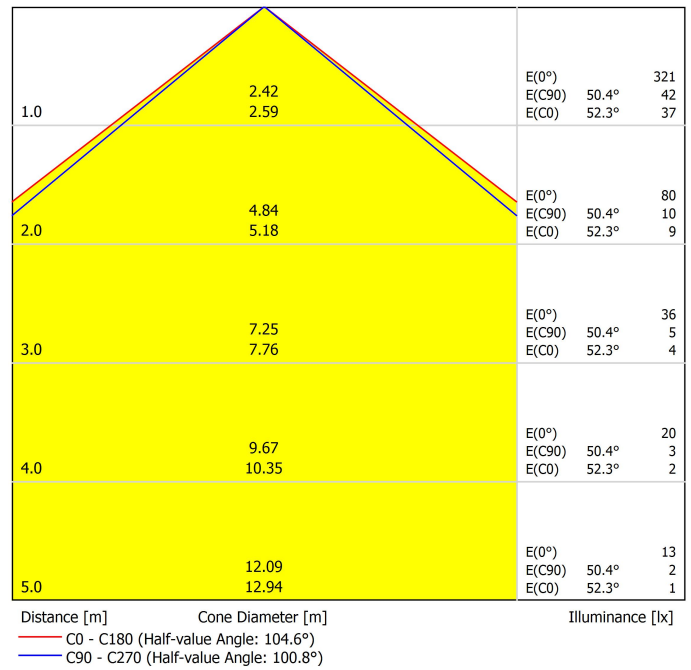
Polar diagram



cd/klm
 — C0 - C180 — C90 - C270

$\eta = 72\%$

Conical diagram





Fuente de luz (LED) reemplazable por un profesional autorizado

Replaceable (LED only) light source by an authorized professional.

Source lumineuse (LED) remplaçable par un professionnel agréé

Sorgente luminosa (LED) sostituibile da parte di un professionista autorizzato

Austauschbare (LED) Lichtquelle durch einen autorisierten Fachmann



Equipo de control reemplazable por un profesional autorizado

Replaceable control gear by an authorized professional

Dispositif de commande remplaçable par un professionnel agréé

Alimentatore sostituibile da parte di un professionista autorizzato

Auswechselbares Betriebsgerät durch autorisierten Fachmann

Instrucciones para el final de vida y la eliminación de los componentes:

Instructions on end-of-life and component disposal:

Instructions pour la gestion des composants en fin de vie et leur mise au rebut :

Istruzioni per il fine vita e lo smaltimento dei componenti:

Anweisungen zur entsorgung der Leuchtenkomponenten:



Interrumpir la alimentación del aparato
Cut the power supply to the luminaire
Couper l'alimentation du luminaire
Interrompere l'alimentazione dell'apparecchio
Stromversorgung der Leuchte unterbrechen



Quitar la(s) fuente(s) de luz para el desecho
Remove light source(s) for disposal
Retirer la (les) source(s) lumineuse(s) pour l'élimination
Rimuovere la/le sorgente/e di luce per lo smaltimento
Lichtquelle(n) zur Entsorgung entfernen



Quitar la batería para el desecho
Remove the battery for decommissioning
Retirer la batterie pour sa mise au rebut
Rimuovere la batteria per la dismissione
Die Batterie ordnungsgemäß entsorgen



Quitar el equipo de control para el desecho
Remove control gear for disposal
Retirer le dispositif de commande pour l'élimination
Rimuovere l'alimentatore per lo smaltimento
Betriebsgerät zur Entsorgung ausbauen



Enviar los materiales a un centro de recogida RAEE
Send the materials to a WEEE collection centre
Envoyer les matériaux dans une déchetterie DEEE
Inviare i materiali ad un centro di raccolta RAEE
Die Materialien in einem WEEE-Zentrum entsorgen

