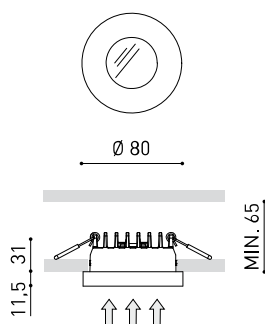




DIMENSIONS



AWARDS



Name	PUCK RECESSED M DIM PH.CUT 2700K NT
Reference	A3131050NT
Color	Textured black
RAL	9005
Category	CEILING RECESSED

PRODUCT

Type	LED
Gross luminous flux	1090 lm
Colour temperature	2700 K
Chromatic stability	MacAdam Step 2
Colour Rendering Index	CRI > 90
Power	9 W
Current	500 mA
Efficacy	121 lm/W
LED lifespan	L80B10 > 60.000h

LIGHT SOURCE

Lighting efficiency	80%
Light beam angle	45°

LIGHTING FIXTURE | PHOTOMETRIC DATA

Driver	Included - Connected
Power values of the system	11,69 W
Frequency	50/60 Hz
Dimming	Phase Cut - Other DIM, please consult
Electrical insulation class	<input type="checkbox"/>

LIGHTING FIXTURE | ELECTRICAL DATA

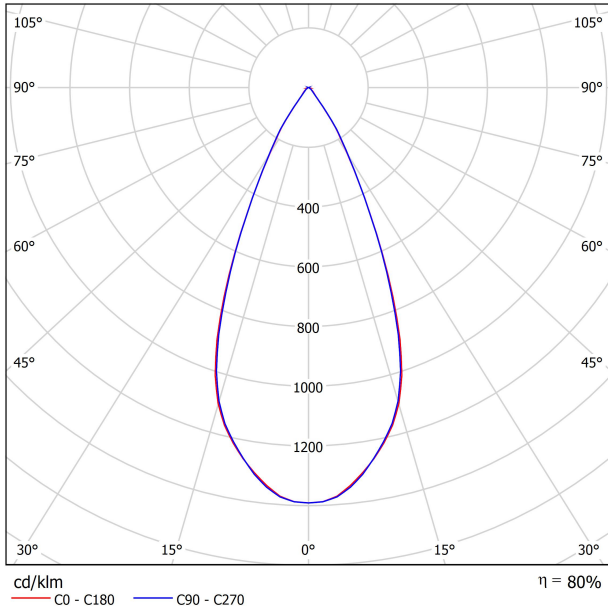
Sealing	IP20
Wireless control	Please Consult
Emergency power supply	Please Consult
Recess measurements	Ø73 mm
Weight	326 g
Packaged weight	380 g
Packaging dimensions	158 x 156 x 59 mm
Units per package	1
Materials	Aluminium / Optical Glass

OTHER DATA

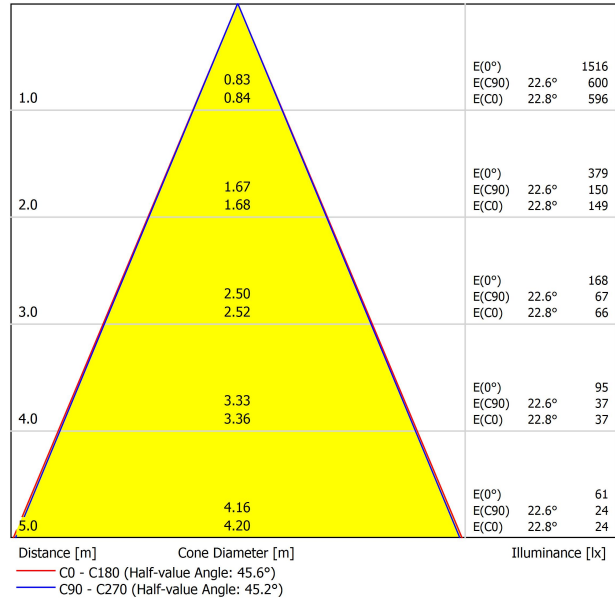


Puck Recessed is the Puck version for recessed applications. Puck Recessed aims to fulfill the functions of general lighting. Its discreet presence takes the shape of a circular piece, totally made of aluminium, with a slight rounded slant to hold the light source back a few centimetres.

POLAR DIAGRAM



CONICAL DIAGRAM



UGR

Glare Evaluation According to UGR																
		70					50					30				
ρ Ceiling		70	70	50	50	30	70	70	50	50	30	70	70	50	50	30
ρ Walls		50	30	50	30	30	50	30	50	30	30	50	30	50	30	30
ρ Floor		20	20	20	20	20	20	20	20	20	20	20	20	20	20	20
Room Size X Y		Viewing direction at right angles to lamp axis					Viewing direction parallel to lamp axis									
2H	2H	5.4	6.1	5.7	6.3	6.5	5.1	5.7	5.3	5.9	6.1					
	3H	6.3	6.9	6.6	7.1	7.4	6.3	6.9	6.6	7.2	7.4					
	4H	7.9	8.5	8.2	8.8	9.0	8.1	8.6	8.4	8.9	9.1					
	6H	8.5	9.0	8.8	9.3	9.6	8.6	9.1	8.9	9.4	9.7					
	8H	8.6	9.1	8.9	9.4	9.7	8.7	9.2	9.1	9.5	9.8					
4H	2H	5.6	6.2	5.9	6.4	6.7	5.3	5.8	5.6	6.1	6.4					
	3H	7.1	7.6	7.5	7.9	8.2	7.2	7.7	7.5	8.0	8.3					
	4H	9.0	9.4	9.3	9.7	10.0	9.1	9.5	9.5	9.8	10.2					
	6H	9.6	10.0	10.0	10.3	10.7	9.7	10.1	10.1	10.4	10.8					
	8H	9.8	10.1	10.2	10.4	10.8	9.9	10.2	10.3	10.6	11.0					
8H	2H	5.6	6.2	5.9	6.4	6.7	5.3	5.8	5.6	6.1	6.4					
	3H	7.1	7.6	7.5	7.9	8.2	7.2	7.7	7.5	8.0	8.3					
	4H	9.0	9.4	9.3	9.7	10.0	9.1	9.5	9.5	9.8	10.2					
	6H	9.6	10.0	10.0	10.3	10.7	9.7	10.1	10.1	10.4	10.8					
	8H	9.8	10.1	10.2	10.4	10.8	9.9	10.2	10.3	10.6	11.0					
12H	2H	5.6	6.2	5.9	6.4	6.7	5.3	5.8	5.6	6.1	6.4					
	3H	7.1	7.6	7.5	7.9	8.2	7.2	7.7	7.5	8.0	8.3					
	4H	9.0	9.4	9.3	9.7	10.0	9.1	9.5	9.5	9.8	10.2					
	6H	9.6	10.0	10.0	10.3	10.7	9.7	10.1	10.1	10.4	10.8					
	8H	9.8	10.1	10.2	10.4	10.8	9.9	10.2	10.3	10.6	11.0					
Variation of the observer position for the luminaire distances S																
S = 1.0H		+4.5 / -3.3					+4.7 / -3.4									
S = 1.5H		+7.2 / -4.1					+7.3 / -4.0									
S = 2.0H		+9.1 / -5.0					+9.2 / -4.8									
Standard table Correction Summand		BK01 -5.2					BK01 -5.1									
Corrected Glare Indices referring to 1090lm Total Luminous Flux																



DRIVER

0000-86-25 DRIVER PH.CUT 500mA 10W

PHASE CUT DIMMERS TESTED FOR COMPATIBILITY:

Brand / Manufacturer	Model number	Dimming Type
Busch	6523 U-102	Universal
Clipsal	32E450TM	Trailing edge
Clipsal	32E450UDM	Universal
ELKO	316GLE	Trailing edge
ELKO	315GLE-2Pole	Trailing edge
ELKO	315GLE	Trailing edge
Feller	40200.LED.F.61	Universal
GIRA	117600/101	Trailing edge
Jung	225 TDE	Trailing edge
Jung	225NVDE	Leading edge
Jung	254 UDIE 1	Universal
NIKO	325	Universal
SAL	SDA450	Trailing edge
SAL	SDD350	Trailing edge
Siemens	5TCB 257	Leading edge
Clipsal	32ELEDM	Trailing edge
DIGINET/ MMDM	04-B3218-H	Trailing edge
DIGINET/ MEDM	04-B1218-D	Trailing edge
SG Bluetooth	820322	Trailing edge
GIRA	6523U	Leading edge
Sunny	SDD400U	Trailing edge
Clipsal	31E2PUDM	Trailing edge
Trader	DIMR Trader Dimpala Eclipse	Trailing edge
SCHNEIDER	SBD315RC	Trailing edge
VARILIGHT	JQP401W	Trailing edge
MK	K1521 WHILV	Trailing edge

THE PARTICULAR CONDITIONS OF EACH INSTALLATION AND THE SPECIFICATIONS AND CONDITIONS OF USE OF EACH REGULATOR, MAY DIFFER FROM THOSE CONSIDERED IN THE COMPATIBILITY TESTING, AND AFFECT ITS PERFORMANCE IN SAID INSTALLATION.

FOR MORE INFO, PLEASE CONSULT



Fuente de luz (LED) reemplazable por un profesional autorizado

Replaceable (LED only) light source by an authorized professional.

Source lumineuse (LED) remplaçable par un professionnel agréé

Sorgente luminosa (LED) sostituibile da parte di un professionista autorizzato

Austauschbare (LED) Lichtquelle durch einen autorisierten Fachmann



Equipo de control reemplazable por un profesional autorizado

Replaceable control gear by an authorized professional

Dispositif de commande remplaçable par un professionnel agréé

Alimentatore sostituibile da parte di un professionista autorizzato

Auswechselbares Betriebsgerät durch autorisierten Fachmann

INSTRUCCIONES PARA EL FINAL DE VIDA Y LA ELIMINACIÓN LOS COMPONENTES
 INSTRUCTIONS ON END-OF-LIFE AND COMPONENT DISPOSAL
 INSTRUCTIONS POUR LA GESTION DES COMPOSANTS EN FIN DE VIE ET LEUR MISE AU REBUT
 ISTRUZIONI PER IL FINE VITA E LO SMALTIMENTO DEI COMPONENTI
 ANWEISUNGEN ZUR ENTSORGUNG DER LEUCHTENKOMPONENTEN



Interrumpir la alimentación del aparato
 Cut the power supply to the luminaire
 Couper l'alimentation du luminaire
 Interrompere l'alimentazione dell'apparecchio
 Stromversorgung der Leuchte unterbrechen



Quitar la(s) fuente(s) de luz para el desecho
 Remove light source(s) for disposal
 Retirer la (les) source(s) lumineuse(s) pour l'élimination
 Rimuovere la/le sorgente/e di luce per lo smaltimento
 Lichtquelle(n) zur Entsorgung entfernen



Quitar la batería para el desecho
 Remove the battery for decommissioning
 Retirer la batterie pour sa mise au rebut
 Rimuovere la batteria per la dismissione
 Die Batterie ordnungsgemäß entsorgen



Quitar el equipo de control para el desecho
 Remove control gear for disposal
 Retirer le dispositif de commande pour l'élimination
 Rimuovere l'alimentatore per lo smaltimento
 Betriebsgerät zur Entsorgung ausbauen



Enviar los materiales a un centro de recogida RAEE
 Send the materials to a WEEE collection centre
 Envoyer les matériaux dans une déchetterie DEEE
 Inviare i materiali ad un centro di raccolta RAEE
 Die Materialien in einem WEEE-Zentrum entsorgen

