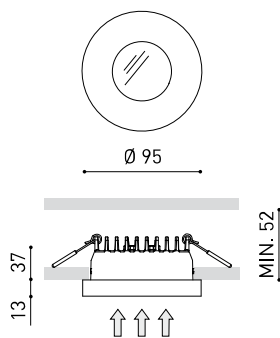




Dimensiones



Premios

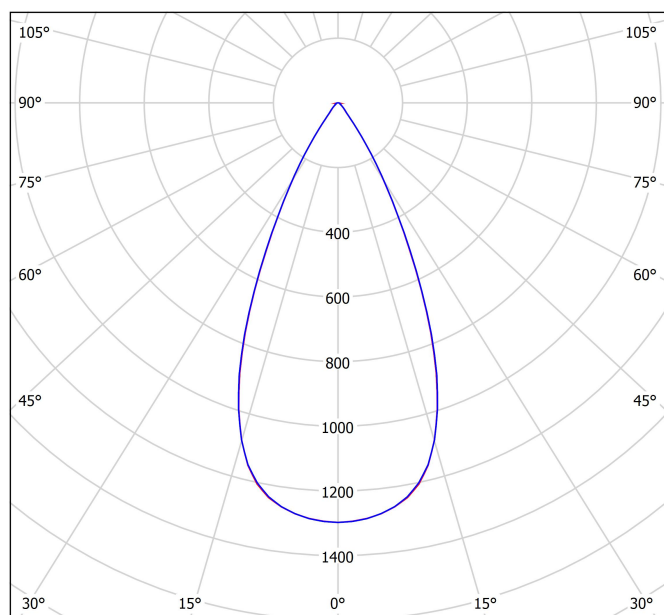


| | |
|---------------------------------------|-------------------------------|
| PRODUCTO | |
| Nombre | PUCK RECESSED L 3000K WT |
| Referencia | A3132011WT |
| Color | Blanco Texturado |
| RAL | 9016 |
| Categoría | CEILING RECESSED |
| FUENTE DE LUZ | |
| Tipo | LED |
| Flujo luminoso | 1610 lm |
| Temperatura de color | 3000 K |
| Estabilidad cromática | MacAdam Step 2 |
| Índice de reproducción cromática | CRI>90 |
| Potencia | 12 W |
| Corriente | 350 mA |
| Eficacia | 134 lm/W |
| Horas de vida del LED | L90B10 >55.000h |
| Eficiencia energética | E |
| LUMINARIA DATOS FOTOMÉTRICOS | |
| Eficiencia lumínica | 82% |
| Ángulo del haz de luz | 47° |
| LUMINARIA DATOS ELÉCTRICOS | |
| Driver | Incluido - Conectado |
| Potencia del sistema | 14,15 W |
| Tensión | 220V/240V |
| Frecuencia | 50/60 Hz |
| Regulación | No Dim - Otros DIM, consultar |
| Clase de seguridad eléctrica | <input type="checkbox"/> |
| OTROS DATOS | |
| Estanqueidad | IP20 |
| Control inalámbrico | Consultar |
| Alimentación de emergencia | Consultar |
| Medidas de empotramiento | Ø86 mm |
| Peso | 516 g |
| Peso con embalaje | 580 g |
| Dimensiones embalaje | 192 x 161 x 61 mm |
| Unidades por embalaje | 1 |
| Materiales | Aluminio / Cristal Óptico |



Puck Recessed es la versión de Puck para aplicaciones de empotramiento. Puck Recessed está pensada para asumir funciones de iluminación general. Su mínima presencia se concreta formalmente en una pieza circular, enteramente fabricada en aluminio, con un leve peralte redondo en su cara inferior que retranquea la fuente de luz unos centímetros.

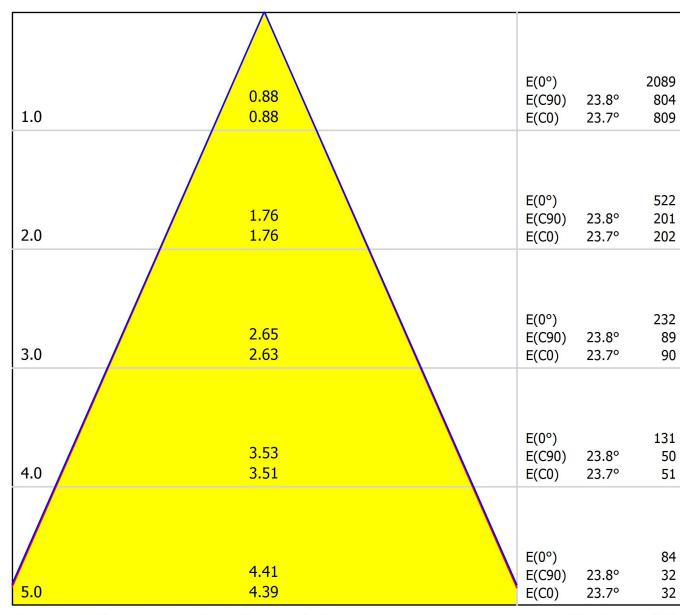
Diagrama polar



cd/klm
 — C0 - C180 — C90 - C270

η = 82%

Diagrama cónico



Distance [m] Cone Diameter [m] Illuminance [lx]

— C0 - C180 (Half-value Angle: 47.4°)
 — C90 - C270 (Half-value Angle: 47.6°)

UGR

| Glare Evaluation According to UGR | | | | | | | | | | | | |
|--|---|-------------|------|------|------|--|-------------|------|------|------|------|-----|
| p Ceiling | | 70 | 70 | 50 | 50 | 30 | 70 | 70 | 50 | 50 | 30 | |
| p Walls | | 50 | 30 | 50 | 30 | 30 | 50 | 30 | 50 | 30 | 30 | |
| p Floor | | 20 | 20 | 20 | 20 | 20 | 20 | 20 | 20 | 20 | 20 | |
| Room Size X Y | Viewing direction at right angles to lamp axis | | | | | Viewing direction parallel to lamp axis | | | | | | |
| | 2H | 2H | 8.1 | 8.8 | 8.4 | 9.0 | 9.2 | 7.5 | 8.2 | 7.8 | 8.4 | 8.6 |
| | 3H | 10.5 | 11.2 | 10.8 | 11.4 | 11.6 | 10.3 | 10.9 | 10.5 | 11.1 | 11.4 | |
| | 4H | 12.0 | 12.6 | 12.3 | 12.9 | 13.1 | 11.6 | 12.2 | 11.9 | 12.4 | 12.7 | |
| | 6H | 12.9 | 13.5 | 13.2 | 13.8 | 14.0 | 12.5 | 13.1 | 12.8 | 13.3 | 13.6 | |
| | 8H | 13.5 | 14.0 | 13.8 | 14.3 | 14.6 | 12.9 | 13.5 | 13.3 | 13.8 | 14.1 | |
| | 12H | 13.9 | 14.4 | 14.2 | 14.7 | 15.0 | 13.3 | 13.8 | 13.7 | 14.1 | 14.4 | |
| 4H | 2H | 8.6 | 9.2 | 8.9 | 9.5 | 9.8 | 8.1 | 8.7 | 8.4 | 9.0 | 9.2 | |
| | 3H | 11.7 | 12.2 | 12.0 | 12.5 | 12.8 | 11.5 | 12.0 | 11.8 | 12.3 | 12.6 | |
| | 4H | 13.3 | 13.7 | 13.6 | 14.0 | 14.4 | 12.9 | 13.3 | 13.3 | 13.6 | 14.0 | |
| | 6H | 14.3 | 14.6 | 14.7 | 15.0 | 15.4 | 13.9 | 14.3 | 14.3 | 14.6 | 15.0 | |
| | 8H | 14.9 | 15.2 | 15.3 | 15.6 | 16.0 | 14.4 | 14.8 | 14.9 | 15.1 | 15.5 | |
| | 12H | 15.4 | 15.7 | 15.8 | 16.1 | 16.5 | 14.9 | 15.2 | 15.3 | 15.6 | 16.0 | |
| 8H | 4H | 13.7 | 14.1 | 14.2 | 14.4 | 14.8 | 13.4 | 13.8 | 13.9 | 14.1 | 14.5 | |
| | 6H | 14.9 | 15.2 | 15.4 | 15.6 | 16.0 | 14.7 | 14.9 | 15.1 | 15.3 | 15.8 | |
| | 8H | 15.7 | 15.9 | 16.2 | 16.4 | 16.8 | 15.3 | 15.5 | 15.8 | 16.0 | 16.4 | |
| | 12H | 16.4 | 16.6 | 16.9 | 17.0 | 17.5 | 15.9 | 16.1 | 16.4 | 16.5 | 17.0 | |
| 12H | 4H | 13.8 | 14.1 | 14.2 | 14.5 | 14.9 | 13.5 | 13.8 | 13.9 | 14.2 | 14.6 | |
| | 6H | 15.1 | 15.3 | 15.6 | 15.7 | 16.2 | 14.8 | 15.0 | 15.3 | 15.5 | 15.9 | |
| | 8H | 15.9 | 16.1 | 16.4 | 16.6 | 17.1 | 15.6 | 15.7 | 16.0 | 16.2 | 16.7 | |
| Variation of the observer position for the luminaire distances S | | | | | | | | | | | | |
| S = 1.0H | | +2.7 / -1.1 | | | | | +2.9 / -1.2 | | | | | |
| S = 1.5H | | +4.8 / -1.4 | | | | | +5.0 / -1.6 | | | | | |
| S = 2.0H | | +6.6 / -1.7 | | | | | +6.9 / -1.8 | | | | | |
| Standard table | | BK04 | | | | | BK04 | | | | | |
| Correction Summand | | -3.4 | | | | | -3.5 | | | | | |
| Corrected Glare Indices referring to 1610lm Total Luminous Flux | | | | | | | | | | | | |



Fuente de luz (LED) reemplazable por un profesional autorizado
 Replaceable (LED only) light source by an authorized professional.
 Source lumineuse (LED) remplaçable par un professionnel agréé
 Sorgente luminosa (LED) sostituibile da parte di un professionista autorizzato
 Austauschbare (LED) Lichtquelle durch einen autorisierten Fachmann



Equipo de control reemplazable por un profesional autorizado
 Replaceable control gear by an authorized professional
 Dispositif de commande remplaçable par un professionnel agréé
 Alimentatore sostituibile da parte di un professionista autorizzato
 Auswechselbares Betriebsgerät durch autorisierten Fachmann

Instrucciones para el final de vida y la eliminación de los componentes:

Instructions on end-of-life and component disposal:

Instructions pour la gestion des composants en fin de vie et leur mise au rebut :

Istruzioni per il fine vita e lo smaltimento dei componenti:

Anweisungen zur entsorgung der Leuchtenkomponenten:



Interrumpir la alimentación del aparato
 Cut the power supply to the luminaire
 Couper l'alimentation du luminaire
 Interrompere l'alimentazione dell'apparecchio
 Stromversorgung der Leuchte unterbrechen



Quitar la(s) fuente(s) de luz para el desecho
 Remove light source(s) for disposal
 Retirer la (les) source(s) lumineuse(s) pour l'élimination
 Rimuovere la/le sorgente/e di luce per lo smaltimento
 Lichtquelle(n) zur Entsorgung entfernen



Quitar la batería para el desecho
 Remove the battery for decommissioning
 Retirer la batterie pour sa mise au rebut
 Rimuovere la batteria per la dismissione
 Die Batterie ordnungsgemäß entsorgen



Quitar el equipo de control para el desecho
 Remove control gear for disposal
 Retirer le dispositif de commande pour l'élimination
 Rimuovere l'alimentatore per lo smaltimento
 Betriebsgerät zur Entsorgung ausbauen



Enviar los materiales a un centro de recogida RAEE
 Send the materials to a WEEE collection centre
 Envoyer les matériaux dans une déchetterie DEEE
 Inviare i materiali ad un centro di raccolta RAEE
 Die Materialien in einem WEEE-Zentrum entsorgen

