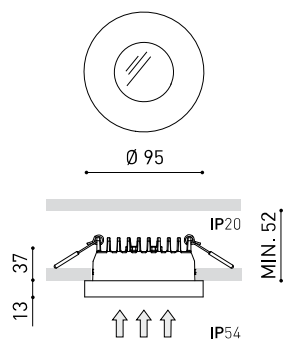




DIMENSIONS



AWARDS



Name	PUCK RECESSED IP54 L DIM PH.CUT 2700K WT
Reference	A3142050WT
Color	Textured white
RAL	9016
Category	CEILING RECESSED

Type	LED
Gross luminous flux	1550 lm
Colour temperature	2700 K
Chromatic stability	MacAdam Step 2
Colour Rendering Index	CRI > 90
Power	12 W
Current	350 mA
Efficacy	129 lm/W
LED lifespan	L90B10 > 55.000h

Lighting efficiency	82%
Light beam angle	47°

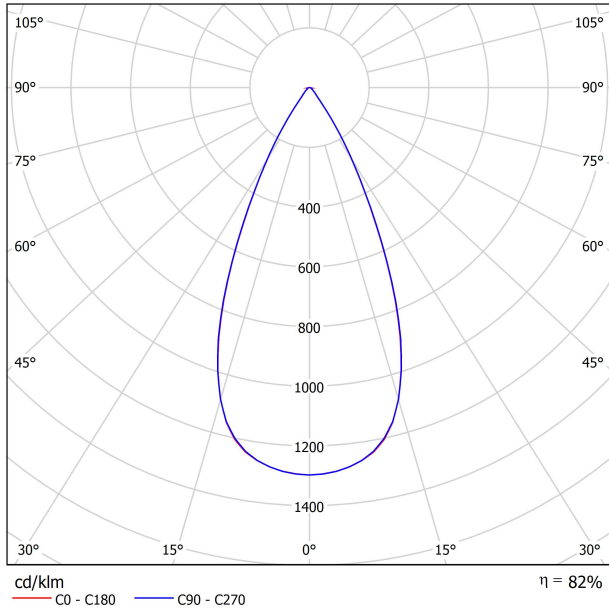
Driver	Included - Connected
Power values of the system	14,29 W
Frequency	50/60 Hz
Dimming	Phase Cut - Other DIM, please consult
Electrical insulation class	<input type="checkbox"/>

Sealing	IP54
Wireless control	Please Consult
Emergency power supply	Please Consult
Recess measurements	Ø86 mm
Weight	514 g
Packaged weight	580 g
Packaging dimensions	192 x 161 x 61 mm
Units per package	1
Materials	Aluminium / Optical Glass

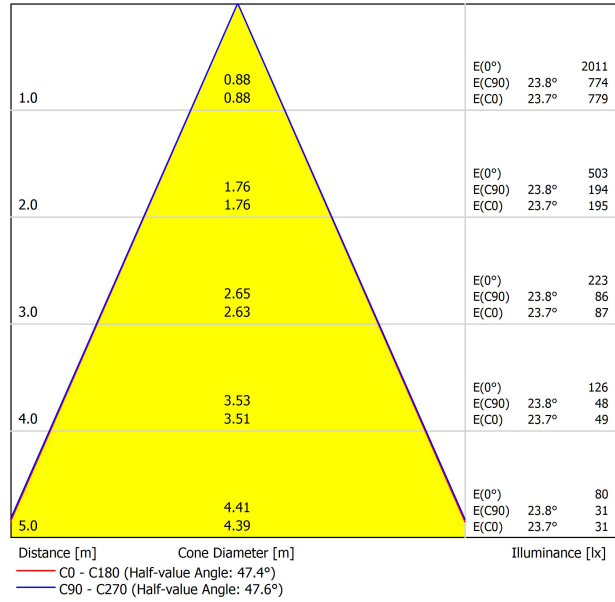


Puck Recessed is the Puck version for recessed applications. Puck Recessed aims to fulfill the functions of general lighting. Its discreet presence takes the shape of a circular piece, totally made of aluminium, with a slight rounded slant to hold the light source back a few centimetres.

POLAR DIAGRAM



CONICAL DIAGRAM



UGR

Glare Evaluation According to UGR											
ρ Ceiling		70	70	50	50	30	70	70	50	50	30
ρ Walls		50	30	50	30	30	50	30	50	30	30
ρ Floor		20	20	20	20	20	20	20	20	20	20
Room Size X Y		Viewing direction at right angles to lamp axis					Viewing direction parallel to lamp axis				
2H	2H	8.0	8.7	8.3	8.9	9.1	7.4	8.1	7.6	8.3	8.5
	3H	10.4	11.0	10.7	11.3	11.5	10.1	10.8	10.4	11.0	11.2
	4H	11.9	12.5	12.2	12.7	13.0	11.5	12.0	11.8	12.3	12.6
	6H	12.8	13.3	13.1	13.6	13.9	12.4	12.9	12.7	13.2	13.5
	8H	13.3	13.8	13.7	14.1	14.4	12.8	13.3	13.1	13.6	13.9
4H	12H	13.8	14.3	14.1	14.6	14.9	13.2	13.7	13.5	14.0	14.3
	2H	8.5	9.1	8.8	9.4	9.6	8.0	8.6	8.3	8.9	9.1
	3H	11.6	12.1	11.9	12.4	12.7	11.3	11.8	11.7	12.1	12.4
	4H	13.1	13.6	13.5	13.9	14.2	12.8	13.2	13.1	13.5	13.9
	6H	14.1	14.5	14.5	14.9	15.2	13.8	14.2	14.2	14.5	14.9
8H	8H	14.8	15.1	15.2	15.5	15.9	14.3	14.6	14.7	15.0	15.4
	12H	15.3	15.6	15.7	16.0	16.4	14.8	15.0	15.2	15.4	15.9
	4H	13.6	13.9	14.0	14.3	14.7	13.3	13.6	13.7	14.0	14.4
	6H	14.8	15.1	15.3	15.5	15.9	14.5	14.8	15.0	15.2	15.6
	8H	15.6	15.8	16.0	16.2	16.7	15.2	15.4	15.6	15.8	16.3
12H	12H	16.2	16.4	16.7	16.9	17.4	15.8	15.9	16.3	16.4	16.9
	4H	13.7	14.0	14.1	14.4	14.8	13.4	13.7	13.8	14.1	14.5
	6H	15.0	15.2	15.4	15.6	16.1	14.7	14.9	15.2	15.3	15.8
	8H	15.8	16.0	16.3	16.4	16.9	15.4	15.6	15.9	16.0	16.5
	Variation of the observer position for the luminaire distances S										
S = 1.0H		+2.7 / -1.1					+2.9 / -1.2				
S = 1.5H		+4.8 / -1.4					+5.0 / -1.6				
S = 2.0H		+6.6 / -1.7					+6.9 / -1.8				
Standard table		BK04					BK04				
Correction Summand		-3.4					-3.5				
Corrected Glare Indices referring to 1550lm Total Luminous Flux											



DRIVER

0000-73-85 DRIVER LED 18W PH.CUT CONFIG. 350mA

PHASE CUT DIMMERS TESTED FOR COMPATIBILITY:

Brand / Manufacturer	Model number	Dimming Type
Busch	2247U	Leading edge
Busch	6523 U	Leading edge
Legrand	Cat 400T	Trailing edge
Legrand	6708300%	Trailing edge
Legrand	77006200%	Trailing edge
NIKO	310-01900	Trailing edge
NIKO	310-02700	Trailing edge
NIKO	310-02800	Trailing edge
Siemens	5TC8 284	Trailing edge
Diginett	MEDM/LED Smart phase adaptive dimmer 400W	Trailing edge
Clipsal	32ELEDM	Trailing edge
Hager B&R	WBMD400LED	Trailing edge
V-PRO	250W MAX. GLS	Trailing edge
OSRAM	MCU Te250	Trailing edge
SG	LEDDIM 400	Trailing edge
ELKO	316 GLED	Leading edge
Hamilton	LEDIT-B100	Trailing edge
VLTIMATE	GU6012L	Trailing edge
SHUTTLE	SDIM-T-LED500W	Leading edge
RADIANT	LEDDIMO4-500W	Trailing edge
GIRA	238500%	Trailing /Leading edge
JUNG	122400%	Trailing /Leading edge

THE PARTICULAR CONDITIONS OF EACH INSTALLATION AND THE SPECIFICATIONS AND CONDITIONS OF USE OF EACH REGULATOR, MAY DIFFER FROM THOSE CONSIDERED IN THE COMPATIBILITY TESTING, AND AFFECT ITS PERFORMANCE IN SAID INSTALLATION.

FOR MORE INFO, PLEASE CONSULT



Fuente de luz (LED) reemplazable por un profesional autorizado

Replaceable (LED only) light source by an authorized professional.

Source lumineuse (LED) remplaçable par un professionnel agréé

Sorgente luminosa (LED) sostituibile da parte di un professionista autorizzato

Austauschbare (LED) Lichtquelle durch einen autorisierten Fachmann



Equipo de control reemplazable por un profesional autorizado

Replaceable control gear by an authorized professional

Dispositif de commande remplaçable par un professionnel agréé

Alimentatore sostituibile da parte di un professionista autorizzato

Auswechselbares Betriebsgerät durch autorisierten Fachmann

INSTRUCCIONES PARA EL FINAL DE VIDA Y LA ELIMINACIÓN LOS COMPONENTES
 INSTRUCTIONS ON END-OF-LIFE AND COMPONENT DISPOSAL
 INSTRUCTIONS POUR LA GESTION DES COMPOSANTS EN FIN DE VIE ET LEUR MISE AU REBUT
 ISTRUZIONI PER IL FINE VITA E LO SMALTIMENTO DEI COMPONENTI
 ANWEISUNGEN ZUR ENTSORGUNG DER LEUCHTENKOMPONENTEN



Interrumpir la alimentación del aparato
 Cut the power supply to the luminaire
 Couper l'alimentation du luminaire
 Interrompere l'alimentazione dell'apparecchio
 Stromversorgung der Leuchte unterbrechen



Quitar la(s) fuente(s) de luz para el desecho
 Remove light source(s) for disposal
 Retirer la (les) source(s) lumineuse(s) pour l'élimination
 Rimuovere la/le sorgente/e di luce per lo smaltimento
 Lichtquelle(n) zur Entsorgung entfernen



Quitar la batería para el desecho
 Remove the battery for decommissioning
 Retirer la batterie pour sa mise au rebut
 Rimuovere la batteria per la dismissione
 Die Batterie ordnungsgemäß entsorgen



Quitar el equipo de control para el desecho
 Remove control gear for disposal
 Retirer le dispositif de commande pour l'élimination
 Rimuovere l'alimentatore per lo smaltimento
 Betriebsgerät zur Entsorgung ausbauen



Enviar los materiales a un centro de recogida RAEE
 Send the materials to a WEEE collection centre
 Envoyer les matériaux dans une déchetterie DEEE
 Inviare i materiali ad un centro di raccolta RAEE
 Die Materialien in einem WEEE-Zentrum entsorgen

