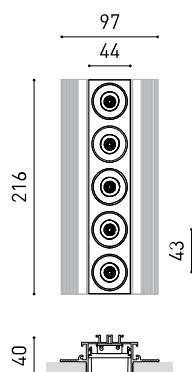




## DIMENSIONS



## ACCESSORIES



CUSTOM & MOUNTING  
ACCESSORIES



DRIVER OPTIONS

## AWARDS



Name	BLACK FOSTER 5 FLOOD 3500K N
Reference	A3174003N
Color	Black
RAL	9005
Category	CUSTOM SYSTEMS

## PRODUCT

Type	LED
Gross luminous flux	1150 lm
Colour temperature	3500 K
Chromatic stability	MacAdam Step 3
Colour Rendering Index	CRI > 90
Power	10,5 W
Current	700 mA
Efficacy	110 lm/W
LED lifespan	L90B10 > 102.000h

## LIGHT SOURCE

Lighting efficiency	92%
Light beam angle	38°

## LIGHTING FIXTURE | PHOTOMETRIC DATA

Driver	Excluded: Must be placed on remote
Dimming	No Dim / DALI / Push / 1-10V
Electrical insulation class	III

## LIGHTING FIXTURE | ELECTRICAL DATA

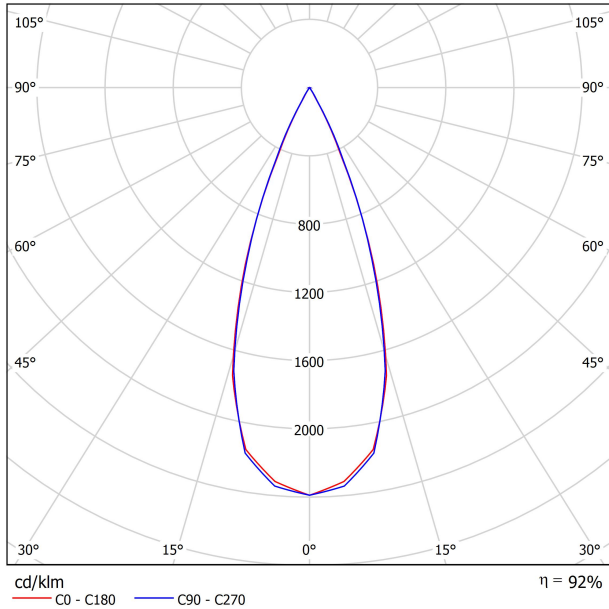
Sealing	IP20
Wireless control	Please Consult
Emergency power supply	Please Consult
Weight	375 g
Packaged weight	490 g
Packaging dimensions	295 x 155 x 73 mm
Units per package	1
Materials	Aluminium / Acrylonitrile Butadiene Styrene / Polycarbonate

## OTHER DATA

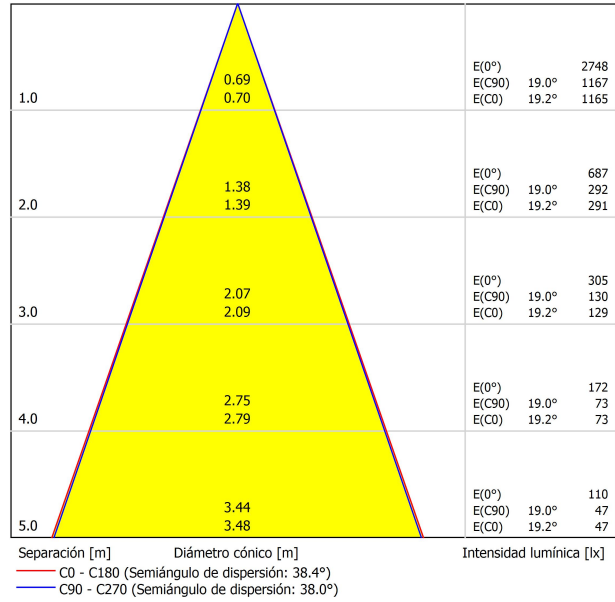


Black Foster is the lighting fixture that transfers the applauded "Invisible Black" effect to a linear system. Black Foster is composed of a series of combinable modules enabling the alternation of segments with light emission and without light emission. However, whether it is ON or OFF, this luminaire always keeps the aesthetics of a perfect dark line. To the observer, it is impossible to distinguish between Black Foster parts that emit light from those that don't. Black Foster's modularity provides a wide range of different combinations, allowing to set up the light emission location as many times as needed, and adapting itself to the requirements of each project in particular. \*\*\* NOTE: Recommended for installations where the profile can be installed before the false plasterboard ceiling (thickness 12,5 mm).

POLAR DIAGRAM



CONICAL DIAGRAM



UGR

Valoración de deslumbramiento según UGR												
		70	70	50	50	30	70	70	50	50	30	30
ρ Techo		50	30	50	30	30	50	30	50	30	30	30
ρ Paredes		20	20	20	20	20	20	20	20	20	20	20
ρ Suelo		Mirado en perpendicular al eje de lámpara					Mirado longitudinalmente al eje de lámpara					
Tamaño del local	X	Y	Mirado en perpendicular al eje de lámpara					Mirado longitudinalmente al eje de lámpara				
2H	2H	2H	-1.7	-1.0	-1.4	-0.8	-0.6	0.2	0.8	0.4	1.0	1.2
	3H	3H	-1.2	-0.6	-0.9	-0.4	-0.1	0.5	1.1	0.8	1.3	1.5
	4H	4H	-0.2	0.3	0.1	0.6	0.8	1.2	1.8	1.5	2.0	2.3
	6H	6H	1.7	2.2	2.0	2.5	2.8	2.7	3.2	3.0	3.5	3.7
	8H	8H	3.0	3.5	3.4	3.8	4.1	3.8	4.3	4.1	4.6	4.9
12H	12H	4.7	5.2	5.0	5.5	5.8	5.3	5.8	5.7	6.1	6.4	
4H	2H	2H	-1.7	-1.1	-1.4	-0.9	-0.6	0.1	0.6	0.4	0.9	1.2
	3H	3H	-0.7	-0.3	-0.4	0.0	0.3	0.7	1.2	1.0	1.5	1.8
	4H	4H	0.7	1.1	1.1	1.5	1.8	1.9	2.3	2.3	2.6	3.0
	6H	6H	3.2	3.5	3.6	3.9	4.2	3.9	4.2	4.3	4.6	5.0
	8H	8H	4.7	5.0	5.2	5.4	5.8	5.3	5.6	5.7	6.0	6.4
12H	12H	6.6	6.8	7.0	7.2	7.7	7.1	7.3	7.5	7.7	8.1	
8H	4H	4H	1.7	2.0	2.1	2.4	2.8	2.6	2.9	3.0	3.2	3.6
	6H	6H	4.5	4.7	5.0	5.2	5.6	5.0	5.2	5.5	5.7	6.1
	8H	8H	6.3	6.5	6.8	6.9	7.4	6.7	6.8	7.1	7.3	7.8
	12H	12H	8.3	8.5	8.8	8.9	9.4	8.7	8.8	9.2	9.3	9.8
12H	4H	4H	2.1	2.3	2.5	2.7	3.1	2.8	3.1	3.3	3.5	3.9
	6H	6H	5.1	5.2	5.5	5.7	6.1	5.5	5.6	5.9	6.1	6.6
	8H	8H	6.9	7.1	7.4	7.5	8.0	7.3	7.4	7.7	7.9	8.4
Variación de la posición del espectador para separaciones S entre luminarias												
S = 1.0H		+0.9 / -0.3					+1.3 / -0.4					
S = 1.5H		+1.9 / -0.6					+2.7 / -0.7					
S = 2.0H		+3.1 / -0.8					+4.2 / -1.0					
Tabla estándar		---					---					
Sumando de corrección		---					---					
Índice de deslumbramiento corregido en relación a 1150lm Flujo luminoso total												

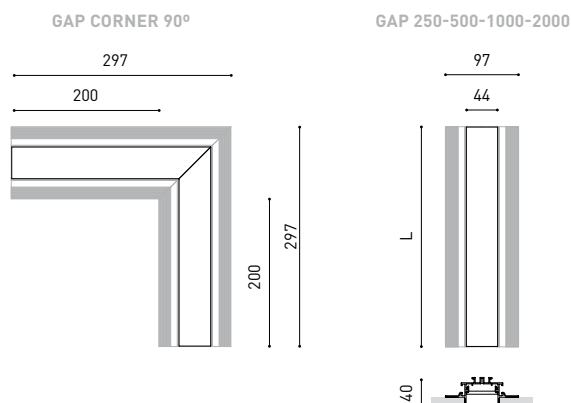
INSTALLATION GUIDE



<https://youtu.be/tgGsQdaYe-w>

L

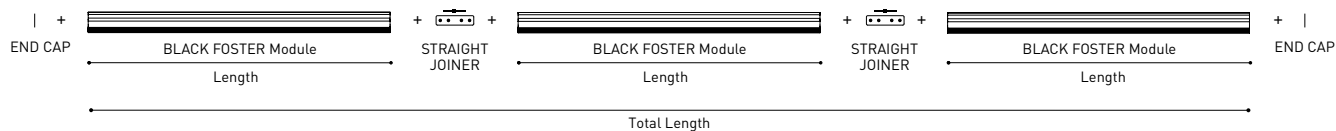
<b>BLACK FOSTER Custom</b>	<b>Gap Corner 90°</b>	A317-00-07-   N	200 x 200mm
	<b>Gap 250</b>	A317-00-01-   N	250mm
	<b>Gap 500</b>	A317-00-02-   N	500mm
	<b>Gap 1000</b>	A317-00-03-   N	1000mm
	<b>Gap 2000</b>	A317-00-04-   N	2000mm



<b>BLACK FOSTER End Caps Kit</b>	A317-00-05-   N	Thickness of each cover 2mm.
----------------------------------	-----------------	------------------------------



<b>BLACK FOSTER Straight Joiner</b>	A317-00-06
-------------------------------------	------------



COLOUR | N ■ RAL 9005 |

MATERIAL | AL | ABS+PC |

TRIMLESS INSTALLATION GUIDE  
<https://youtu.be/tgGsQdaYe-w>



**BLACK FOSTER Track Clamp Kit**

A219-21-20- | B |



**BLACK FOSTER Flush Ceiling Kit**

A219-22-06- | B |



**BLACK FOSTER Track Clamp Kit for M6 ROD**

A219-21-21- | B |



**BLACK FOSTER Suspension Kit**

A219-21-10- | B |



**SUGGESTED MOUNTING ACCESSORIES QUANTITIES**

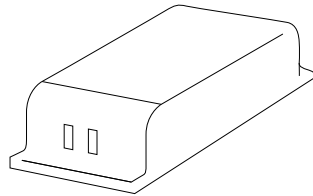
Black Foster custom 2, 3, 5: 1Pcs.

Black Foster custom 10, 15: 2Pcs.



Gap 250, 500, 1000: 2Pcs.

Gap 2000: 4Pcs.

COLOUR | B □ |



#### DRIVER OPTIONS\*

		P	I	D
 NO DIM	<b>0434-01-18</b>	50W	700mA	124 x 79 x 22mm
 DALI   Push / 1-10V	<b>0433-00-23</b>	50W	700mA	124 x 79 x 22mm

Connect in series only in order to keep a constant current.



Fuente de luz (LED) reemplazable por un profesional autorizado  
 Replaceable (LED only) light source by an authorized professional.  
 Source lumineuse (LED) remplaçable par un professionnel agréé  
 Sorgente luminosa (LED) sostituibile da parte di un professionista autorizzato  
 Austauschbare (LED) Lichtquelle durch einen autorisierten Fachmann



Equipo de control reemplazable por un profesional autorizado  
 Replaceable control gear by an authorized professional  
 Dispositif de commande remplaçable par un professionnel agréé  
 Alimentatore sostituibile da parte di un professionista autorizzato  
 Auswechselbares Betriebsgerät durch autorisierten Fachmann

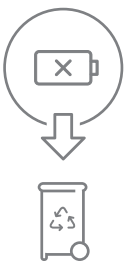
INSTRUCCIONES PARA EL FINAL DE VIDA Y LA ELIMINACIÓN LOS COMPONENTES  
 INSTRUCTIONS ON END-OF-LIFE AND COMPONENT DISPOSAL  
 INSTRUCTIONS POUR LA GESTION DES COMPOSANTS EN FIN DE VIE ET LEUR MISE AU REBUT  
 ISTRUZIONI PER IL FINE VITA E LO SMALTIMENTO DEI COMPONENTI  
 ANWEISUNGEN ZUR ENTSORGUNG DER LEUCHTENKOMPONENTEN



Interrumpir la alimentación del aparato  
 Cut the power supply to the luminaire  
 Couper l'alimentation du luminaire  
 Interrompere l'alimentazione dell'apparecchio  
 Stromversorgung der Leuchte unterbrechen



Quitar la(s) fuente(s) de luz para el desecho  
 Remove light source(s) for disposal  
 Retirer la (les) source(s) lumineuse(s) pour l'élimination  
 Rimuovere la/le sorgente/e di luce per lo smaltimento  
 Lichtquelle(n) zur Entsorgung entfernen



Quitar la batería para el desecho  
 Remove the battery for decommissioning  
 Retirer la batterie pour sa mise au rebut  
 Rimuovere la batteria per la dismissione  
 Die Batterie ordnungsgemäß entsorgen



Quitar el equipo de control para el desecho  
 Remove control gear for disposal  
 Retirer le dispositif de commande pour l'élimination  
 Rimuovere l'alimentatore per lo smaltimento  
 Betriebsgerät zur Entsorgung ausbauen

Enviar los materiales a un centro de recogida RAEE  
 Send the materials to a WEEE collection centre  
 Envoyer les matériaux dans une déchetterie DEEE  
 Inviare i materiali ad un centro di raccolta RAEE  
 Die Materialien in einem WEEE-Zentrum entsorgen

