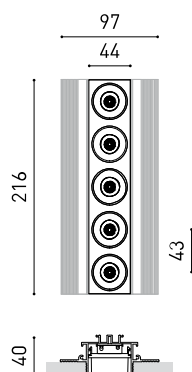




DIMENSIONS



ACCESSORIES



CUSTOM & MOUNTING
ACCESSORIES



DRIVER OPTIONS

AWARDS



Name	BLACK FOSTER 5 SPOT 3500K NMG
Reference	A3174103NMG
Color	Black-Metallized gold
RAL	Metallic finish
Category	CUSTOM SYSTEMS

PRODUCT

Type	LED
Gross luminous flux	1150 lm
Colour temperature	3500 K
Chromatic stability	MacAdam Step 3
Colour Rendering Index	CRI>90
Power	10,5 W
Current	700 mA
Efficacy	110 lm/W
LED lifespan	L90B10 >102.000h

LIGHT SOURCE

Lighting efficiency	90%
Light beam angle	19°

LIGHTING FIXTURE | PHOTOMETRIC DATA

Driver	Excluded: Must be placed on remote
Dimming	No Dim / DALI / Push / 1-10V
Electrical insulation class	III

LIGHTING FIXTURE | ELECTRICAL DATA

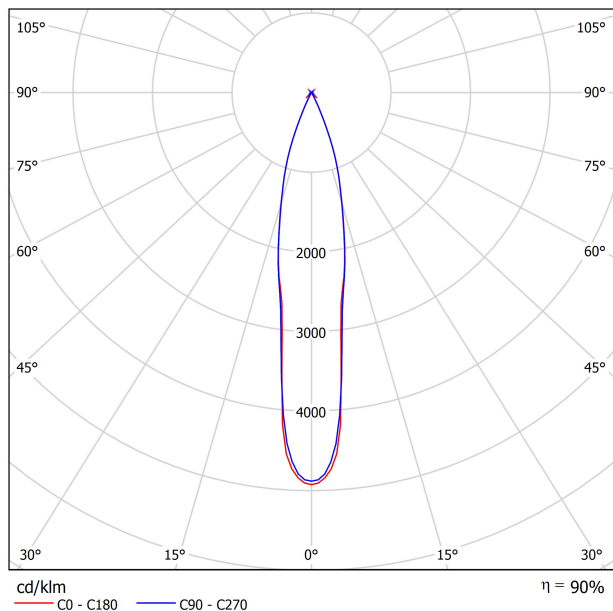
Sealing	IP20
Wireless control	Please Consult
Emergency power supply	Please Consult
Weight	375 g
Packaged weight	490 g
Packaging dimensions	295 x 155 x 73 mm
Units per package	1
Materials	Aluminium / Acrylonitrile Butadiene Styrene / Polycarbonate

OTHER DATA

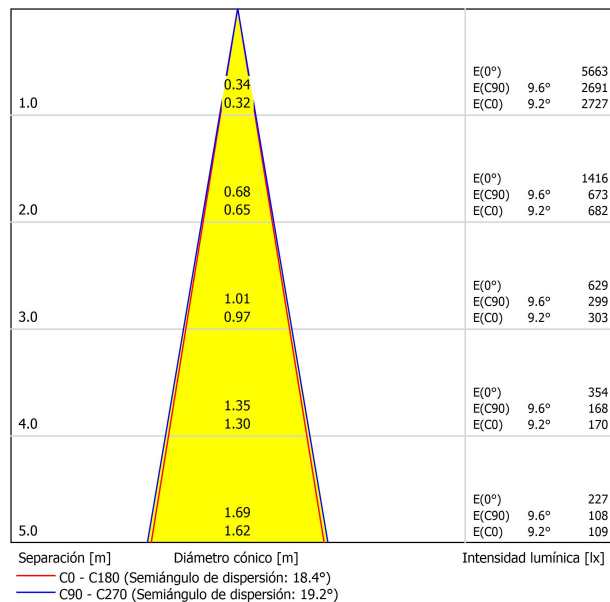


Black Foster is the lighting fixture that transfers the applauded "Invisible Black" effect to a linear system. Black Foster is composed of a series of combinable modules enabling the alternation of segments with light emission and without light emission. However, whether it is ON or OFF, this luminaire always keeps the aesthetics of a perfect dark line. To the observer, it is impossible to distinguish between Black Foster parts that emit light from those that don't. Black Foster's modularity provides a wide range of different combinations, allowing to set up the light emission location as many times as needed, and adapting itself to the requirements of each project in particular. *** NOTE: Recommended for installations where the profile can be installed before the false plasterboard ceiling (thickness 12,5 mm).

POLAR DIAGRAM



CONICAL DIAGRAM



UGR

Valoración de deslumbramiento según UGR											
ρ Techo	70	70	50	50	30	70	70	50	50	30	
ρ Paredes	50	30	50	30	30	50	30	50	30	30	
ρ Suelo	20	20	20	20	20	20	20	20	20	20	
Tamaño del local	Mirado en perpendicular al eje de lámpara					Mirado longitudinalmente al eje de lámpara					
X	Y										
2H	2H	3.3	3.9	3.5	4.1	4.3	3.7	4.4	4.0	4.6	4.8
	3H	6.5	7.1	6.7	7.3	7.5	7.2	7.8	7.5	8.1	8.3
	4H	8.3	8.9	8.6	9.1	9.4	9.2	9.7	9.5	10.0	10.3
	6H	10.4	10.9	10.7	11.2	11.5	11.4	11.9	11.7	12.2	12.5
	8H	11.5	12.0	11.8	12.3	12.6	12.6	13.1	13.0	13.4	13.7
4H	2H	4.5	5.1	4.8	5.3	5.6	4.8	5.4	5.1	5.7	5.9
	3H	7.9	8.4	8.3	8.7	9.0	8.5	9.0	8.9	9.3	9.6
	4H	9.9	10.3	10.3	10.7	11.0	10.6	11.0	11.0	11.4	11.7
	6H	12.1	12.5	12.5	12.8	13.2	13.0	13.4	13.4	13.7	14.1
	8H	13.3	13.6	13.7	14.0	14.4	14.3	14.6	14.7	15.0	15.4
8H	2H	14.7	15.0	15.2	15.4	15.8	15.9	16.1	16.3	16.5	17.0
	4H	10.8	11.2	11.3	11.5	11.9	11.4	11.7	11.8	12.1	12.5
	6H	13.2	13.5	13.7	13.9	14.3	14.0	14.2	14.4	14.6	15.1
	8H	14.6	14.8	15.1	15.2	15.7	15.5	15.7	15.9	16.1	16.6
	12H	16.2	16.4	16.7	16.9	17.4	17.2	17.4	17.7	17.8	18.3
12H	4H	11.1	11.4	11.5	11.8	12.2	11.6	11.8	12.0	12.2	12.7
	6H	13.6	13.8	14.0	14.2	14.7	14.2	14.4	14.7	14.9	15.3
	8H	15.1	15.3	15.6	15.7	16.2	15.9	16.0	16.4	16.5	17.0
Variación de la posición del espectador para separaciones S entre luminarias											
S = 1.0H	+0.2 / -0.1					+0.2 / -0.1					
S = 1.5H	+0.3 / -0.3					+0.3 / -0.3					
S = 2.0H	+0.5 / -0.5					+0.5 / -0.5					
Tabla estándar	---					---					
Sumando de corrección	---					---					
Índice de deslumbramiento corregido en relación a 1150lm Flujo luminoso total											

INSTALLATION GUIDE



<https://youtu.be/tgGsQdaYe-w>

L

BLACK FOSTER Custom	Gap Corner 90°	A317-00-07- N	200 x 200mm
	Gap 250	A317-00-01- N	250mm
	Gap 500	A317-00-02- N	500mm
	Gap 1000	A317-00-03- N	1000mm
	Gap 2000	A317-00-04- N	2000mm



BLACK FOSTER End Caps Kit	A317-00-05- N	Thickness of each cover 2mm.
----------------------------------	-----------------	------------------------------



BLACK FOSTER Straight Joiner	A317-00-06
-------------------------------------	------------



COLOUR | N ■ RAL 9005 |

MATERIAL | AL | ABS+PC |

TRIMLESS INSTALLATION GUIDE
<https://youtu.be/tgGsQdaYe-w>



BLACK FOSTER Track Clamp Kit A219-21-20- | B |



BLACK FOSTER Flush Ceiling Kit A219-22-06- | B |



BLACK FOSTER Track Clamp Kit for M6 ROD A219-21-21- | B |



BLACK FOSTER Suspension Kit A219-21-10- | B |



SUGGESTED MOUNTING ACCESSORIES QUANTITIES

Black Foster custom 2, 3, 5: 1Pcs.

Black Foster custom 10, 15: 2Pcs.

Gap 250, 500, 1000: 2Pcs.

Gap 2000: 4Pcs.

COLOUR | B □ |



DRIVER OPTIONS*

		P	I	D
 NO DIM	0434-01-18	50W	700mA	124 x 79 x 22mm
 DALI Push / 1-10V	0433-00-23	50W	700mA	124 x 79 x 22mm

Connect in series only in order to keep a constant current.



Fuente de luz (LED) reemplazable por un profesional autorizado

Replaceable (LED only) light source by an authorized professional.

Source lumineuse (LED) remplaçable par un professionnel agréé

Sorgente luminosa (LED) sostituibile da parte di un professionista autorizzato

Austauschbare (LED) Lichtquelle durch einen autorisierten Fachmann



Equipo de control reemplazable por un profesional autorizado

Replaceable control gear by an authorized professional

Dispositif de commande remplaçable par un professionnel agréé

Alimentatore sostituibile da parte di un professionista autorizzato

Auswechselbares Betriebsgerät durch autorisierten Fachmann

INSTRUCCIONES PARA EL FINAL DE VIDA Y LA ELIMINACIÓN LOS COMPONENTES
 INSTRUCTIONS ON END-OF-LIFE AND COMPONENT DISPOSAL
 INSTRUCTIONS POUR LA GESTION DES COMPOSANTS EN FIN DE VIE ET LEUR MISE AU REBUT
 ISTRUZIONI PER IL FINE VITA E LO SMALTIMENTO DEI COMPONENTI
 ANWEISUNGEN ZUR ENTSORGUNG DER LEUCHTENKOMPONENTEN



Interrumpir la alimentación del aparato
 Cut the power supply to the luminaire
 Couper l'alimentation du luminaire
 Interrompere l'alimentazione dell'apparecchio
 Stromversorgung der Leuchte unterbrechen



Quitar la(s) fuente(s) de luz para el desecho
 Remove light source(s) for disposal
 Retirer la (les) source(s) lumineuse(s) pour l'élimination
 Rimuovere la/le sorgente/e di luce per lo smaltimento
 Lichtquelle(n) zur Entsorgung entfernen



Quitar la batería para el desecho
 Remove the battery for decommissioning
 Retirer la batterie pour sa mise au rebut
 Rimuovere la batteria per la dismissione
 Die Batterie ordnungsgemäß entsorgen



Quitar el equipo de control para el desecho
 Remove control gear for disposal
 Retirer le dispositif de commande pour l'élimination
 Rimuovere l'alimentatore per lo smaltimento
 Betriebsgerät zur Entsorgung ausbauen



Enviar los materiales a un centro de recogida RAEE
 Send the materials to a WEEE collection centre
 Envoyer les matériaux dans une déchetterie DEEE
 Inviare i materiali ad un centro di raccolta RAEE
 Die Materialien in einem WEEE-Zentrum entsorgen

