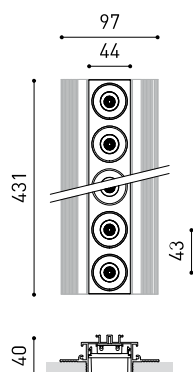




## DIMENSIONS



## ACCESSORIES



CUSTOM & MOUNTING  
ACCESSORIES



DRIVER OPTIONS

## AWARDS



|           |                                |
|-----------|--------------------------------|
| Name      | BLACK FOSTER 10 SPOT 2700K NMG |
| Reference | A3175100NMG                    |
| Color     | Black-Metallized gold          |
| RAL       | Metallic finish                |
| Category  | CUSTOM SYSTEMS                 |

## PRODUCT

|                        |                   |
|------------------------|-------------------|
| Type                   | LED               |
| Gross luminous flux    | 1900 lm           |
| Colour temperature     | 2700 K            |
| Chromatic stability    | MacAdam Step 3    |
| Colour Rendering Index | CRI > 90          |
| Power                  | 21 W              |
| Current                | 700 mA            |
| Efficacy               | 90 lm/W           |
| LED lifespan           | L90B10 > 102.000h |

## LIGHT SOURCE

|                     |     |
|---------------------|-----|
| Lighting efficiency | 90% |
| Light beam angle    | 19° |

## LIGHTING FIXTURE | PHOTOMETRIC DATA

|                             |                                    |
|-----------------------------|------------------------------------|
| Driver                      | Excluded: Must be placed on remote |
| Dimming                     | No Dim / DALI / Push / 1-10V       |
| Electrical insulation class | III                                |

## LIGHTING FIXTURE | ELECTRICAL DATA

|                        |   |
|------------------------|---|
| Sealing                | IP20  |
| Wireless control       | Please Consult  |
| Emergency power supply | Please Consult  |
| Weight                 | 705 g   |
| Packaged weight        | 1030 g  |
| Packaging dimensions   | Ø105 x 580 mm   |
| Units per package      | 1   |
| Materials              | Aluminium / Acrylonitrile Butadiene Styrene / Polycarbonate |

## OTHER DATA

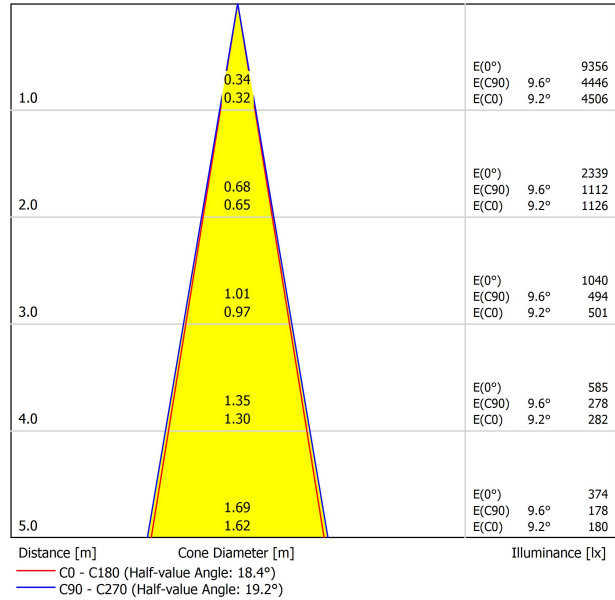


Black Foster is the lighting fixture that transfers the applauded "Invisible Black" effect to a linear system. Black Foster is composed of a series of combinable modules enabling the alternation of segments with light emission and without light emission. However, whether it is ON or OFF, this luminaire always keeps the aesthetics of a perfect dark line. To the observer, it is impossible to distinguish between Black Foster parts that emit light from those that don't. Black Foster's modularity provides a wide range of different combinations, allowing to set up the light emission location as many times as needed, and adapting itself to the requirements of each project in particular. \*\*\* NOTE: Recommended for installations where the profile can be installed before the false plasterboard ceiling (thickness 12,5 mm).

POLAR DIAGRAM



CONICAL DIAGRAM



UGR

| Glare Evaluation According to UGR                                |     |  |      |      |      |      |   |      |      |      |      |
|--|-----|--|------|------|------|------|---|------|------|------|------|
|  |     | 70   | 70   | 50   | 30   | 30   | 70                                      | 70   | 50   | 30   | 30   |
| p Ceiling  |     | 50   | 30   | 50   | 30   | 30   | 50                                      | 30   | 50   | 30   | 30   |
| p Walls  |     | 20   | 20   | 20   | 20   | 20   | 20                                      | 20   | 20   | 20   | 20   |
| p Floor  |     | 20   | 20   | 20   | 20   | 20   | 20                                      | 20   | 20   | 20   | 20   |
| Room Size X  | Y   | Viewing direction at right angles to lamp axis |      |      |      |      | Viewing direction parallel to lamp axis |      |      |      |      |
| 2H   | 2H  | 1.8  | 2.5  | 2.1  | 2.7  | 2.9  | 2.7                                     | 3.3  | 2.9  | 3.5  | 3.7  |
|  | 3H  | 5.3  | 5.9  | 5.6  | 6.2  | 6.4  | 6.6                                     | 7.2  | 6.8  | 7.4  | 7.6  |
|  | 4H  | 7.3  | 7.9  | 7.6  | 8.1  | 8.4  | 8.4                                     | 9.0  | 8.7  | 9.2  | 9.5  |
|  | 6H  | 9.5  | 10.1 | 9.8  | 10.3 | 10.6 | 10.7                                    | 11.2 | 11.0 | 11.5 | 11.8 |
|  | 8H  | 10.7   | 11.2 | 11.0 | 11.5 | 11.8 | 11.9                                    | 12.4 | 12.3 | 12.7 | 13.0 |
|  | 12H | 12.0   | 12.5 | 12.4 | 12.8 | 13.1 | 13.3                                    | 13.8 | 13.7 | 14.1 | 14.4 |
| 4H   | 2H  | 3.2  | 3.8  | 3.5  | 4.0  | 4.3  | 3.7                                     | 4.3  | 4.0  | 4.6  | 4.8  |
|  | 3H  | 6.9  | 7.4  | 7.3  | 7.7  | 8.0  | 7.8                                     | 8.3  | 8.1  | 8.6  | 8.9  |
|  | 4H  | 9.0  | 9.4  | 9.4  | 9.7  | 10.1 | 9.8                                     | 10.2 | 10.2 | 10.6 | 10.9 |
|  | 6H  | 11.3   | 11.6 | 11.7 | 12.0 | 12.4 | 12.2                                    | 12.6 | 12.6 | 12.9 | 13.3 |
|  | 8H  | 12.5   | 12.8 | 12.9 | 13.2 | 13.6 | 13.6                                    | 13.9 | 14.0 | 14.3 | 14.7 |
|  | 12H | 14.0   | 14.2 | 14.4 | 14.6 | 15.1 | 15.1                                    | 15.4 | 15.5 | 15.8 | 16.2 |
| 8H   | 4H  | 10.0   | 10.3 | 10.4 | 10.7 | 11.1 | 10.6                                    | 10.9 | 11.0 | 11.3 | 11.7 |
|  | 6H  | 12.4   | 12.7 | 12.9 | 13.1 | 13.5 | 13.2                                    | 13.4 | 13.6 | 13.8 | 14.3 |
|  | 8H  | 13.8   | 14.0 | 14.3 | 14.5 | 14.9 | 14.7                                    | 14.9 | 15.2 | 15.4 | 15.8 |
|  | 12H | 15.5   | 15.6 | 16.0 | 16.1 | 16.6 | 16.5                                    | 16.6 | 17.0 | 17.1 | 17.6 |
| 12H  | 4H  | 10.2   | 10.5 | 10.7 | 10.9 | 11.3 | 10.8                                    | 11.0 | 11.2 | 11.4 | 11.9 |
|  | 6H  | 12.8   | 13.0 | 13.3 | 13.4 | 13.9 | 13.5                                    | 13.7 | 13.9 | 14.1 | 14.6 |
|  | 8H  | 14.3   | 14.5 | 14.8 | 15.0 | 15.4 | 15.1                                    | 15.3 | 15.6 | 15.7 | 16.2 |
| Variation of the observer position for the luminaire distances S |     |  |      |      |      |      |   |      |      |      |      |
| S = 1.0H   |     | +0.2 / -0.1                                    |      |      |      |      | +0.2 / -0.1                             |      |      |      |      |
| S = 1.5H   |     | +0.3 / -0.3                                    |      |      |      |      | +0.3 / -0.3                             |      |      |      |      |
| S = 2.0H   |     | +0.5 / -0.5                                    |      |      |      |      | +0.5 / -0.5                             |      |      |      |      |
| Standard table   |     | ---  |      |      |      |      | ---                                     |      |      |      |      |
| Correction Summand   |     | ---  |      |      |      |      | ---                                     |      |      |      |      |
| Corrected Glare Indices referring to 1900lm Total Luminous Flux  |     |  |      |      |      |      |   |      |      |      |      |

INSTALLATION GUIDE



<https://youtu.be/tGgsQdaYe-w>

L

|                            |                       |                 |             |
|----------------------------|-----------------------|-----------------|-------------|
| <b>BLACK FOSTER Custom</b> | <b>Gap Corner 90°</b> | A317-00-07-   N | 200 x 200mm |
|                            | <b>Gap 250</b>        | A317-00-01-   N | 250mm       |
|                            | <b>Gap 500</b>        | A317-00-02-   N | 500mm       |
|                            | <b>Gap 1000</b>       | A317-00-03-   N | 1000mm      |
|                            | <b>Gap 2000</b>       | A317-00-04-   N | 2000mm      |



|                                  |                 |                              |
|----------------------------------|-----------------|------------------------------|
| <b>BLACK FOSTER End Caps Kit</b> | A317-00-05-   N | Thickness of each cover 2mm. |
|----------------------------------|-----------------|------------------------------|



|                                     |            |
|-------------------------------------|------------|
| <b>BLACK FOSTER Straight Joiner</b> | A317-00-06 |
|-------------------------------------|------------|



COLOUR | N ■ RAL 9005 | MATERIAL | AL | ABS+PC |

TRIMLESS INSTALLATION GUIDE  
<https://youtu.be/tgGsQdaYe-w>



**BLACK FOSTER Track Clamp Kit** A219-21-20- | B |



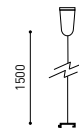
**BLACK FOSTER Flush Ceiling Kit** A219-22-06- | B |



**BLACK FOSTER Track Clamp Kit for M6 ROD** A219-21-21- | B |



**BLACK FOSTER Suspension Kit** A219-21-10- | B |



**SUGGESTED MOUNTING ACCESSORIES QUANTITIES**

Black Foster custom 2, 3, 5: 1Pcs.

Black Foster custom 10, 15: 2Pcs.



Gap 250, 500, 1000: 2Pcs.

Gap 2000: 4Pcs.

COLOUR | B □ |



#### DRIVER OPTIONS\*

|   |                   | P   | I     | D               |
|---|-------------------|-----|-------|-----------------|
|  NO DIM              | <b>0434-01-18</b> | 50W | 700mA | 124 x 79 x 22mm |
|  DALI   Push / 1-10V | <b>0433-00-23</b> | 50W | 700mA | 124 x 79 x 22mm |

Connect in series only in order to keep a constant current.



Fuente de luz (LED) reemplazable por un profesional autorizado  
 Replaceable (LED only) light source by an authorized professional.  
 Source lumineuse (LED) remplaçable par un professionnel agréé  
 Sorgente luminosa (LED) sostituibile da parte di un professionista autorizzato  
 Austauschbare (LED) Lichtquelle durch einen autorisierten Fachmann



Equipo de control reemplazable por un profesional autorizado  
 Replaceable control gear by an authorized professional  
 Dispositif de commande remplaçable par un professionnel agréé  
 Alimentatore sostituibile da parte di un professionista autorizzato  
 Auswechselbares Betriebsgerät durch autorisierten Fachmann

INSTRUCCIONES PARA EL FINAL DE VIDA Y LA ELIMINACIÓN LOS COMPONENTES  
 INSTRUCTIONS ON END-OF-LIFE AND COMPONENT DISPOSAL  
 INSTRUCTIONS POUR LA GESTION DES COMPOSANTS EN FIN DE VIE ET LEUR MISE AU REBUT  
 ISTRUZIONI PER IL FINE VITA E LO SMALTIMENTO DEI COMPONENTI  
 ANWEISUNGEN ZUR ENTSORGUNG DER LEUCHTENKOMPONENTEN



Interrumpir la alimentación del aparato  
 Cut the power supply to the luminaire  
 Couper l'alimentation du luminaire  
 Interrompere l'alimentazione dell'apparecchio  
 Stromversorgung der Leuchte unterbrechen



Quitar la(s) fuente(s) de luz para el desecho  
 Remove light source(s) for disposal  
 Retirer la (les) source(s) lumineuse(s) pour l'élimination  
 Rimuovere la/le sorgente/e di luce per lo smaltimento  
 Lichtquelle(n) zur Entsorgung entfernen



Quitar la batería para el desecho  
 Remove the battery for decommissioning  
 Retirer la batterie pour sa mise au rebut  
 Rimuovere la batteria per la dismissione  
 Die Batterie ordnungsgemäß entsorgen



Quitar el equipo de control para el desecho  
 Remove control gear for disposal  
 Retirer le dispositif de commande pour l'élimination  
 Rimuovere l'alimentatore per lo smaltimento  
 Betriebsgerät zur Entsorgung ausbauen

Enviar los materiales a un centro de recogida RAEE  
 Send the materials to a WEEE collection centre  
 Envoyer les matériaux dans une déchetterie DEEE  
 Inviare i materiali ad un centro di raccolta RAEE  
 Die Materialien in einem WEEE-Zentrum entsorgen

