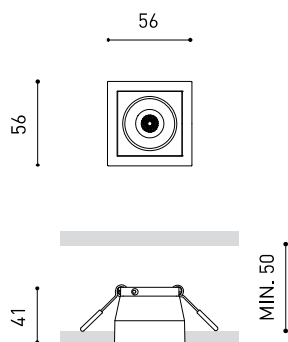




## DIMENSIONS



## AWARDS



Name	BLACK FOSTER REC 1 FLOOD 3500K WN
Reference	A3191013WN
Color	White-Black
RAL	Colour in the mass looks alike RAL 9016 & 9005
Category	CEILING RECESSED

Type	LED
Gross luminous flux	230 lm
Colour temperature	3500 K
Chromatic stability	MacAdam Step 3
Colour Rendering Index	CRI > 90
Power	2,1 W
Current	700 mA
Efficacy	110 lm/W
LED lifespan	L90B10 > 102.000h

Lighting efficiency	92%
Light beam angle	38°

Driver	Included - Connected
Power values of the system	3,30 W
Frequency	50/60 Hz
Dimming	No Dim
Electrical insulation class	□

Sealing	IP20
Wireless control	Please Consult
Emergency power supply	Please Consult
Recess measurements	50 x 50 mm
Weight	85 g
Packaged weight	130 g
Packaging dimensions	78 x 98 x 50 mm
Units per package	1
Materials	Aluminium / Acrylonitrile Butadiene Styrene

## PRODUCT

## LIGHT SOURCE

## LIGHTING FIXTURE | PHOTOMETRIC DATA

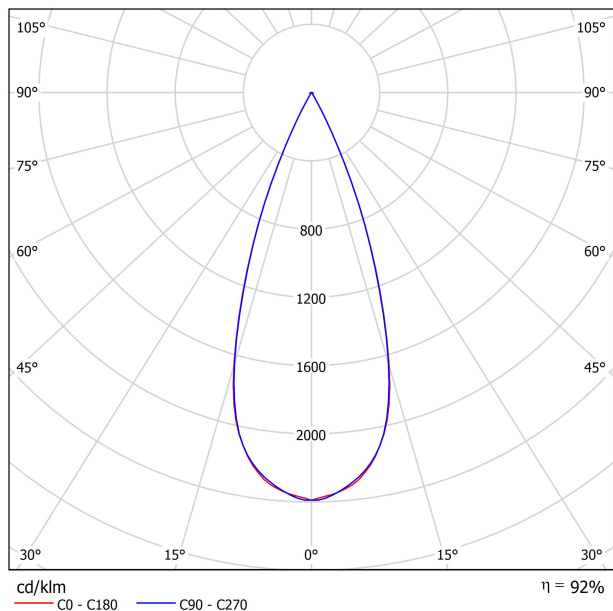
## LIGHTING FIXTURE | ELECTRICAL DATA

## OTHER DATA

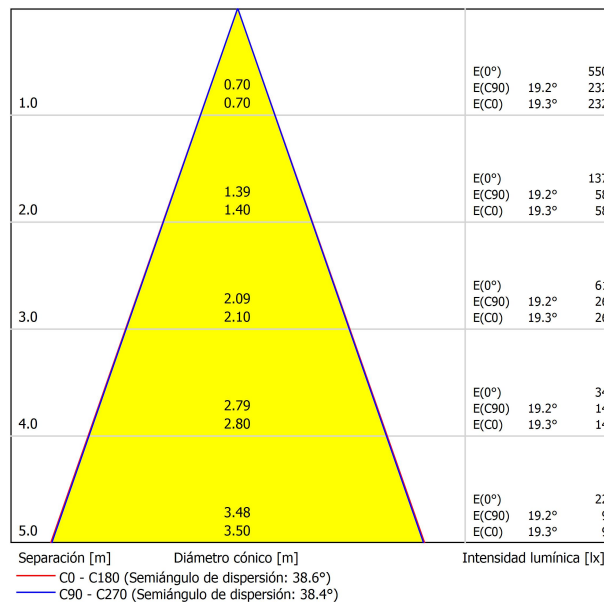


Black Foster is the product that transfers the claimed effect "The Invisible Black" to a recessed-isolated lineal luminary; also available in trimless version. If we take a closer view to the recessed model, its bezel is so thin than when lighted up, it is unperceived; offering an aesthetic of "visual trimless". Black Foster stands out for its refinement, its visual comfort and for almost completely hide the source of light from the human eye range.

POLAR DIAGRAM



CONICAL DIAGRAM



UGR

Valoración de deslumbramiento según UGR												
ρ Techo		70	70	50	50	30	70	70	50	50	30	30
ρ Paredes		50	30	50	30	30	50	30	50	30	30	30
ρ Suelo		20	20	20	20	20	20	20	20	20	20	20
Tamaño del local X Y		Mirado en perpendicular al eje de lámpara					Mirado longitudinalmente al eje de lámpara					
2H	2H	-0.6	0.0	-0.4	0.2	0.4	-0.5	0.2	-0.2	0.4	0.6	
	3H	1.0	1.6	1.2	1.8	2.0	1.2	1.8	1.5	2.0	2.3	
	4H	2.2	2.8	2.5	3.0	3.3	2.5	3.1	2.8	3.3	3.6	
	6H	4.0	4.5	4.3	4.8	5.0	4.3	4.8	4.7	5.1	5.4	
	8H	5.1	5.6	5.5	5.9	6.2	5.3	5.8	5.7	6.1	6.4	
4H	12H	6.4	6.8	6.7	7.1	7.5	6.6	7.0	6.9	7.3	7.7	
	2H	-0.2	0.4	0.1	0.6	0.9	-0.0	0.5	0.3	0.8	1.0	
	3H	1.9	2.4	2.2	2.7	3.0	2.1	2.6	2.5	2.9	3.2	
	4H	3.5	3.9	3.8	4.2	4.5	3.8	4.1	4.1	4.5	4.8	
	6H	5.5	5.8	5.9	6.2	6.6	5.8	6.2	6.2	6.5	6.9	
8H	8H	6.8	7.1	7.2	7.5	7.9	7.0	7.3	7.4	7.6	8.0	
	12H	8.2	8.4	8.6	8.8	9.3	8.4	8.6	8.8	9.0	9.4	
	4H	4.3	4.6	4.7	5.0	5.4	4.5	4.8	4.9	5.2	5.6	
	6H	6.6	6.8	7.1	7.3	7.7	6.8	7.1	7.3	7.5	7.9	
	8H	8.1	8.2	8.5	8.7	9.2	8.2	8.4	8.6	8.8	9.3	
12H	12H	9.7	9.8	10.2	10.3	10.8	9.8	9.9	10.3	10.4	10.9	
	4H	4.5	4.8	5.0	5.2	5.6	4.7	5.0	5.2	5.4	5.8	
	6H	7.0	7.1	7.4	7.6	8.0	7.2	7.3	7.6	7.8	8.2	
	8H	8.5	8.7	9.0	9.1	9.6	8.6	8.8	9.1	9.2	9.7	
Variación de la posición del espectador para separaciones S entre luminarias												
S = 1.0H		+0.4 / -0.2					+0.4 / -0.2					
S = 1.5H		+0.9 / -0.5					+0.9 / -0.4					
S = 2.0H		+1.6 / -0.6					+1.6 / -0.6					
Tabla estándar Sumando de corrección		---					---					
Índice de deslumbramiento corregido en relación a 230lm Flujo luminoso total												



Fuente de luz (LED) reemplazable por un profesional autorizado

Replaceable (LED only) light source by an authorized professional.

Source lumineuse (LED) remplaçable par un professionnel agréé

Sorgente luminosa (LED) sostituibile da parte di un professionista autorizzato

Austauschbare (LED) Lichtquelle durch einen autorisierten Fachmann



Equipo de control reemplazable por un profesional autorizado

Replaceable control gear by an authorized professional

Dispositif de commande remplaçable par un professionnel agréé

Alimentatore sostituibile da parte di un professionista autorizzato

Auswechselbares Betriebsgerät durch autorisierten Fachmann

INSTRUCCIONES PARA EL FINAL DE VIDA Y LA ELIMINACIÓN LOS COMPONENTES  
 INSTRUCTIONS ON END-OF-LIFE AND COMPONENT DISPOSAL  
 INSTRUCTIONS POUR LA GESTION DES COMPOSANTS EN FIN DE VIE ET LEUR MISE AU REBUT  
 ISTRUZIONI PER IL FINE VITA E LO SMALTIMENTO DEI COMPONENTI  
 ANWEISUNGEN ZUR ENTSORGUNG DER LEUCHTENKOMPONENTEN



Interrumpir la alimentación del aparato  
 Cut the power supply to the luminaire  
 Couper l'alimentation du luminaire  
 Interrompere l'alimentazione dell'apparecchio  
 Stromversorgung der Leuchte unterbrechen



Quitar la(s) fuente(s) de luz para el desecho  
 Remove light source(s) for disposal  
 Retirer la (les) source(s) lumineuse(s) pour l'élimination  
 Rimuovere la/le sorgente/e di luce per lo smaltimento  
 Lichtquelle(n) zur Entsorgung entfernen



Quitar la batería para el desecho  
 Remove the battery for decommissioning  
 Retirer la batterie pour sa mise au rebut  
 Rimuovere la batteria per la dismissione  
 Die Batterie ordnungsgemäß entsorgen



Quitar el equipo de control para el desecho  
 Remove control gear for disposal  
 Retirer le dispositif de commande pour l'élimination  
 Rimuovere l'alimentatore per lo smaltimento  
 Betriebsgerät zur Entsorgung ausbauen



Enviar los materiales a un centro de recogida RAEE  
 Send the materials to a WEEE collection centre  
 Envoyer les matériaux dans une déchetterie DEEE  
 Inviare i materiali ad un centro di raccolta RAEE  
 Die Materialien in einem WEEE-Zentrum entsorgen

