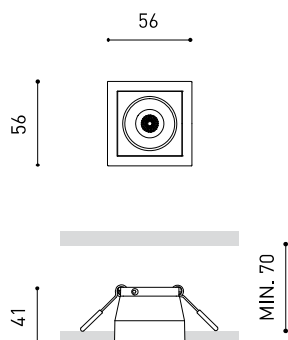




## DIMENSIONS



## AWARDS



Name	BLACK FOSTER REC 1 FLOOD DIM DALI 4000K N
Reference	A3191042N
Color	Black
RAL	9005
Category	CEILING RECESSED
Type	LED
Gross luminous flux	250 lm
Colour temperature	4000 K
Chromatic stability	MacAdam Step 3
Colour Rendering Index	CRI > 90
Power	2,1 W
Current	700 mA
Efficacy	119 lm/W
LED lifespan	L90B10 > 102.000h
Lighting efficiency	92%
Light beam angle	38°
Driver	Included - Connected
Power values of the system	4,00 W
Frequency	50/60 Hz
Dimming	DALI
Electrical insulation class	□
Sealing	IP20
Wireless control	Please Consult
Emergency power supply	Please Consult
Recess measurements	50 x 50 mm
Weight	160 g
Packaged weight	255 g
Packaging dimensions	168 x 98 x 74 mm
Units per package	1
Materials	Aluminium / Acrylonitrile Butadiene Styrene

## PRODUCT

## LIGHT SOURCE

## LIGHTING FIXTURE | PHOTOMETRIC DATA

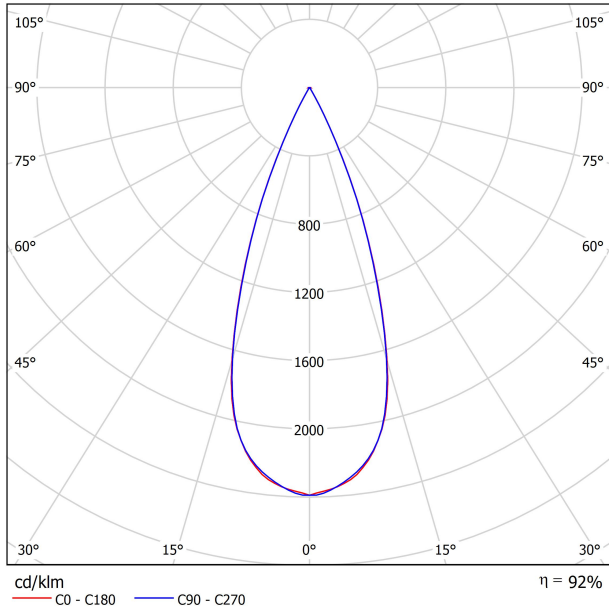
## LIGHTING FIXTURE | ELECTRICAL DATA

## OTHER DATA

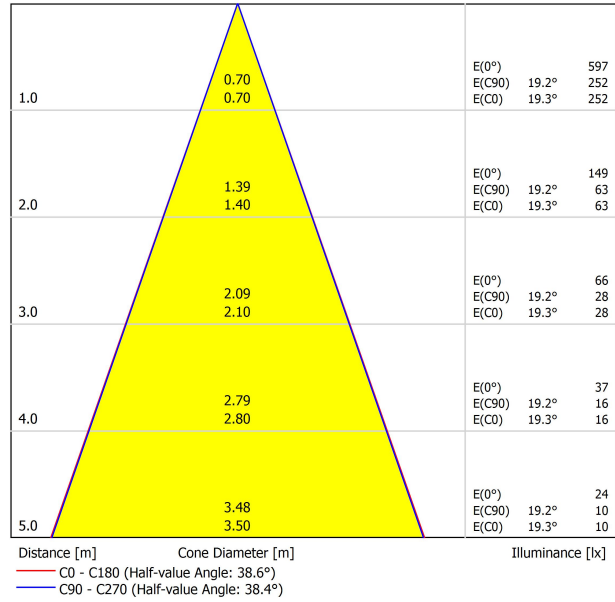


Black Foster is the product that transfers the claimed effect "The Invisible Black" to a recessed-isolated lineal luminary; also available in trimless version. If we take a closer view to the recessed model, its bezel is so thin than when lighted up, it is unperceived; offering an aesthetic of "visual trimless". Black Foster stands out for its refinement, its visual comfort and for almost completely hide the source of light from the human eye range.

POLAR DIAGRAM



CONICAL DIAGRAM



UGR

Glare Evaluation According to UGR											
ρ Ceiling		70	70	50	50	30	70	70	50	50	30
ρ Walls		50	30	50	30	30	50	30	50	30	30
ρ Floor		20	20	20	20	20	20	20	20	20	20
Room Size X Y		Viewing direction at right angles to lamp axis					Viewing direction parallel to lamp axis				
2H	2H	-3.9	-3.3	-3.7	-3.1	-2.9	-3.8	-3.1	-3.5	-2.9	-2.7
	3H	-0.1	0.4	0.1	0.7	0.9	-0.3	0.3	-0.0	0.5	0.7
	4H	1.7	2.2	2.0	2.5	2.7	1.8	2.3	2.1	2.6	2.9
	6H	3.8	4.3	4.1	4.6	4.9	4.1	4.6	4.4	4.9	5.2
	8H	5.1	5.6	5.5	5.9	6.2	5.3	5.8	5.6	6.1	6.3
4H	12H	6.5	6.9	6.8	7.2	7.5	6.6	7.1	7.0	7.4	7.7
	2H	-2.8	-2.2	-2.5	-2.0	-1.7	-2.7	-2.1	-2.4	-1.9	-1.6
	3H	1.1	1.5	1.4	1.8	2.2	1.1	1.6	1.5	1.9	2.2
	4H	3.1	3.5	3.5	3.9	4.2	3.3	3.7	3.7	4.1	4.4
	6H	5.5	5.8	5.9	6.1	6.5	5.8	6.1	6.2	6.5	6.8
8H	8H	6.9	7.2	7.3	7.5	7.9	7.0	7.3	7.5	7.7	8.1
	12H	8.3	8.6	8.8	9.0	9.4	8.5	8.7	8.9	9.1	9.6
	4H	4.1	4.4	4.5	4.8	5.2	4.2	4.5	4.7	4.9	5.3
12H	6H	6.7	6.9	7.1	7.3	7.7	6.9	7.1	7.3	7.5	8.0
	8H	8.2	8.4	8.7	8.8	9.3	8.3	8.5	8.8	8.9	9.4
	12H	9.9	10.0	10.3	10.5	11.0	10.0	10.1	10.5	10.6	11.1
12H	4H	4.4	4.6	4.8	5.0	5.4	4.5	4.7	4.9	5.1	5.6
	6H	7.0	7.2	7.5	7.6	8.1	7.2	7.4	7.7	7.8	8.3
	8H	8.7	8.8	9.2	9.3	9.8	8.8	8.9	9.2	9.4	9.9
Variation of the observer position for the luminaire distances S											
S = 1.0H		+0.4 / -0.2					+0.4 / -0.2				
S = 1.5H		+0.9 / -0.5					+0.9 / -0.4				
S = 2.0H		+1.6 / -0.6					+1.6 / -0.6				
Standard table Correction Summand		---					---				
Corrected Glare Indices referring to 250lm Total Luminous Flux											



Fuente de luz (LED) reemplazable por un profesional autorizado

Replaceable (LED only) light source by an authorized professional.

Source lumineuse (LED) remplaçable par un professionnel agréé

Sorgente luminosa (LED) sostituibile da parte di un professionista autorizzato

Austauschbare (LED) Lichtquelle durch einen autorisierten Fachmann



Equipo de control reemplazable por un profesional autorizado

Replaceable control gear by an authorized professional

Dispositif de commande remplaçable par un professionnel agréé

Alimentatore sostituibile da parte di un professionista autorizzato

Auswechselbares Betriebsgerät durch autorisierten Fachmann

## INSTRUCCIONES PARA EL FINAL DE VIDA Y LA ELIMINACIÓN LOS COMPONENTES

### INSTRUCTIONS ON END-OF-LIFE AND COMPONENT DISPOSAL

### INSTRUCTIONS POUR LA GESTION DES COMPOSANTS EN FIN DE VIE ET LEUR MISE AU REBUT

### ISTRUZIONI PER IL FINE VITA E LO SMALTIMENTO DEI COMPONENTI

### ANWEISUNGEN ZUR ENTSORGUNG DER LEUCHTENKOMPONENTEN



Interrumpir la alimentación del aparato

Cut the power supply to the luminaire

Couper l'alimentation du luminaire

Interrompere l'alimentazione dell'apparecchio

Stromversorgung der Leuchte unterbrechen



Quitar la(s) fuente(s) de luz para el desecho

Remove light source(s) for disposal

Retirer la (les) source(s) lumineuse(s) pour l'élimination

Rimuovere la/le sorgente/e di luce per lo smaltimento

Lichtquelle(n) zur Entsorgung entfernen



Quitar la batería para el desecho

Remove the battery for decommissioning

Retirer la batterie pour sa mise au rebut

Rimuovere la batteria per la dismissione

Die Batterie ordnungsgemäß entsorgen



Quitar el equipo de control para el desecho

Remove control gear for disposal

Retirer le dispositif de commande pour l'élimination

Rimuovere l'alimentatore per lo smaltimento

Betriebsgerät zur Entsorgung ausbauen



Enviar los materiales a un centro de recogida RAEE

Send the materials to a WEEE collection centre

Envoyer les matériaux dans une déchetterie DEEE

Inviare i materiali ad un centro di raccolta RAEE

Die Materialien in einem WEEE-Zentrum entsorgen

