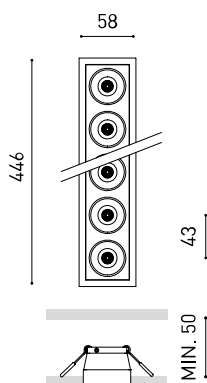




DIMENSIONS



AWARDS



Name	BLACK FOSTER REC 10 FLOOD DIM DALI 2700K WTW
Reference	A3196040WTW
Color	Textured white - White
RAL	9016
Category	CEILING RECESSED

Type	LED
Gross luminous flux	1900 lm
Colour temperature	2700 K
Chromatic stability	MacAdam Step 3
Colour Rendering Index	CRI>90
Power	21 W
Current	700 mA
Efficacy	90 lm/W
LED lifespan	L90B10 >102.000h

Lighting efficiency	86%
Light beam angle	38°

Driver	Included - Connected
Power values of the system	24,05 W
Frequency	50/60 Hz
Dimming	DALI
Electrical insulation class	□

Sealing	IP20
Wireless control	Please Consult
Emergency power supply	Please Consult
Recess measurements	50 x 440 mm
Weight	795 g
Packaged weight	965 g
Packaging dimensions	491 x 105 x 83 mm
Units per package	1
Materials	Aluminium / Acrylonitrile Butadiene Styrene

PRODUCT

LIGHT SOURCE

LIGHTING FIXTURE | PHOTOMETRIC DATA

LIGHTING FIXTURE | ELECTRICAL DATA

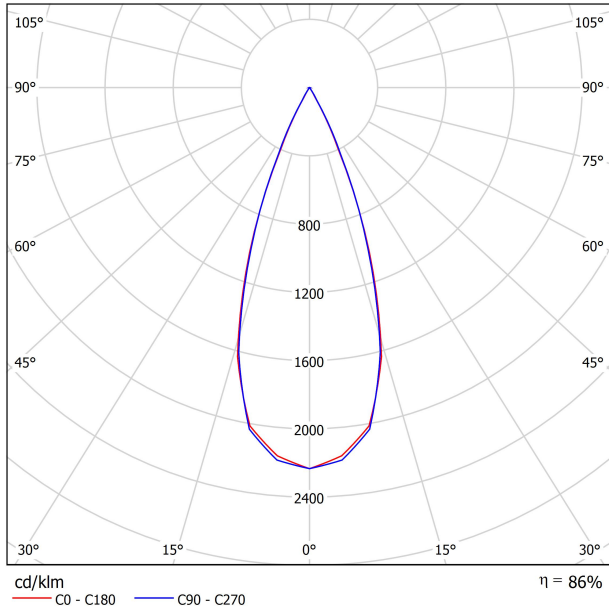
OTHER DATA



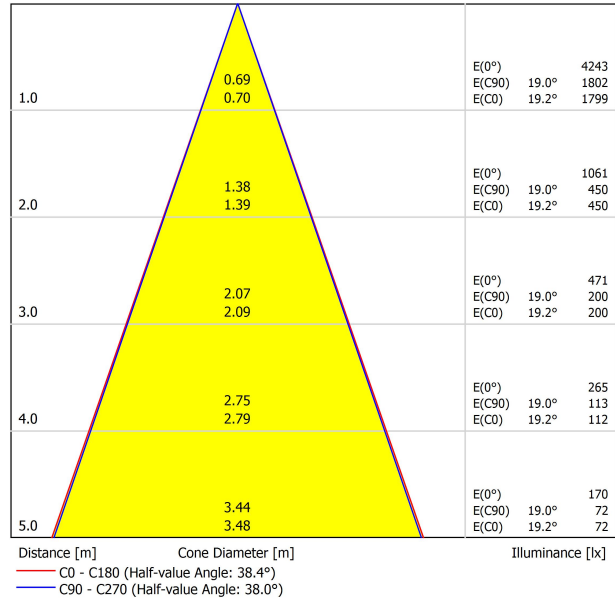
Black Foster is the product that transfers the claimed effect "The Invisible Black" to a recessed-isolated lineal luminary; also available in trimless version. If we take a closer view to the recessed model, its bezel is so thin than when lighted up, it is unperceived; offering an aesthetic of "visual trimless". Black Foster stands out for its refinement, its visual comfort and for almost completely hide the source of light from the human eye range.



POLAR DIAGRAM



CONICAL DIAGRAM



UGR

Glare Evaluation According to UGR											
ρ Ceiling		70	70	50	50	30	70	70	50	50	30
ρ Walls		50	30	50	30	30	50	30	50	30	30
ρ Floor		20	20	20	20	20	20	20	20	20	20
Room Size X Y		Viewing direction at right angles to lamp axis					Viewing direction parallel to lamp axis				
2H	2H	-14.1	-13.4	-13.8	-13.2	-13.0	-14.9	-14.3	-14.7	-14.1	-13.9
	3H	-7.7	-7.2	-7.5	-6.9	-6.7	-7.6	-7.0	-7.3	-6.8	-6.6
	4H	-4.2	-3.7	-3.9	-3.4	-3.2	-3.7	-3.1	-3.4	-2.9	-2.6
	6H	-0.6	-0.1	-0.3	0.2	0.5	-0.2	0.3	0.1	0.6	0.8
	8H	1.3	1.7	1.6	2.0	2.3	1.6	2.1	1.9	2.3	2.6
	12H	3.3	3.7	3.6	4.0	4.3	3.6	4.1	4.0	4.4	4.7
4H	2H	-11.5	-10.9	-11.2	-10.7	-10.4	-11.9	-11.3	-11.6	-11.1	-10.8
	3H	-5.5	-5.1	-5.2	-4.7	-4.4	-5.3	-4.9	-5.0	-4.6	-4.3
	4H	-2.1	-1.7	-1.7	-1.4	-1.0	-1.6	-1.3	-1.3	-0.9	-0.6
	6H	1.5	1.8	1.9	2.2	2.5	1.8	2.1	2.2	2.5	2.8
	8H	3.3	3.6	3.8	4.0	4.4	3.6	3.9	4.0	4.3	4.7
	12H	5.4	5.6	5.8	6.0	6.4	5.7	5.9	6.1	6.3	6.8
8H	4H	-0.6	-0.3	-0.1	0.1	0.5	-0.3	0.0	0.1	0.4	0.8
	6H	3.1	3.3	3.5	3.7	4.2	3.3	3.5	3.7	3.9	4.4
	8H	5.1	5.2	5.5	5.7	6.1	5.3	5.4	5.7	5.9	6.3
	12H	7.2	7.4	7.7	7.8	8.3	7.5	7.6	8.0	8.1	8.6
12H	4H	-0.0	0.2	0.4	0.6	1.0	0.2	0.4	0.6	0.8	1.3
	6H	3.7	3.9	4.1	4.3	4.8	3.8	4.0	4.3	4.5	4.9
	8H	5.8	5.9	6.2	6.4	6.9	5.9	6.1	6.4	6.5	7.0
Variation of the observer position for the luminaire distances S											
S = 1.0H		+0.9 / -0.3					+1.3 / -0.4				
S = 1.5H		+1.9 / -0.6					+2.7 / -0.7				
S = 2.0H		+3.1 / -0.8					+4.2 / -1.0				
Standard table Correction Summand		---					---				
Corrected Glare Indices referring to 1900lm Total Luminous Flux											



Fuente de luz (LED) reemplazable por un profesional autorizado

Replaceable (LED only) light source by an authorized professional.

Source lumineuse (LED) remplaçable par un professionnel agréé

Sorgente luminosa (LED) sostituibile da parte di un professionista autorizzato

Austauschbare (LED) Lichtquelle durch einen autorisierten Fachmann



Equipo de control reemplazable por un profesional autorizado

Replaceable control gear by an authorized professional

Dispositif de commande remplaçable par un professionnel agréé

Alimentatore sostituibile da parte di un professionista autorizzato

Auswechselbares Betriebsgerät durch autorisierten Fachmann

INSTRUCCIONES PARA EL FINAL DE VIDA Y LA ELIMINACIÓN LOS COMPONENTES
 INSTRUCTIONS ON END-OF-LIFE AND COMPONENT DISPOSAL
 INSTRUCTIONS POUR LA GESTION DES COMPOSANTS EN FIN DE VIE ET LEUR MISE AU REBUT
 ISTRUZIONI PER IL FINE VITA E LO SMALTIMENTO DEI COMPONENTI
 ANWEISUNGEN ZUR ENTSORGUNG DER LEUCHTENKOMPONENTEN



Interrumpir la alimentación del aparato
 Cut the power supply to the luminaire
 Couper l'alimentation du luminaire
 Interrompere l'alimentazione dell'apparecchio
 Stromversorgung der Leuchte unterbrechen



Quitar la(s) fuente(s) de luz para el desecho
 Remove light source(s) for disposal
 Retirer la (les) source(s) lumineuse(s) pour l'élimination
 Rimuovere la/le sorgente/e di luce per lo smaltimento
 Lichtquelle(n) zur Entsorgung entfernen



Quitar la batería para el desecho
 Remove the battery for decommissioning
 Retirer la batterie pour sa mise au rebut
 Rimuovere la batteria per la dismissione
 Die Batterie ordnungsgemäß entsorgen



Quitar el equipo de control para el desecho
 Remove control gear for disposal
 Retirer le dispositif de commande pour l'élimination
 Rimuovere l'alimentatore per lo smaltimento
 Betriebsgerät zur Entsorgung ausbauen



Enviar los materiales a un centro de recogida RAEE
 Send the materials to a WEEE collection centre
 Envoyer les matériaux dans une déchetterie DEEE
 Inviare i materiali ad un centro di raccolta RAEE
 Die Materialien in einem WEEE-Zentrum entsorgen

