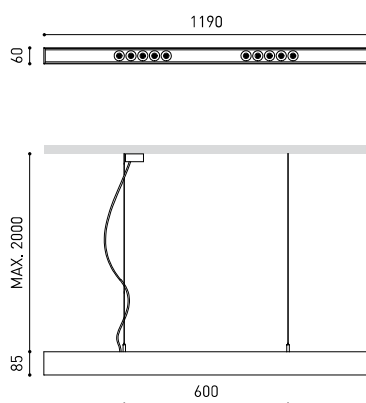




DIMENSIONS



ACCESSORIES



WIRE TRIMLESS ACCESSORY



TRIMLESS TOOL

AWARDS



Name	BLACK FOSTER SUSP 1200 FLOOD DIM ON BOARD 3500K NT
Reference	A3211053NT
Color	Textured black
Base Finishing	Textured black
RAL	9005
Category	SUSPENSION

LIGHT SOURCE

Type	LED
Gross luminous flux	2300 lm
Colour temperature	3500 K
Chromatic stability	MacAdam Step 3
Colour Rendering Index	CRI>90
Power	21 W
Current	700 mA
Efficacy	110 lm/W
LED lifespan	L90B10 >102.000h

LIGHTING FIXTURE | PHOTOMETRIC DATA

Lighting efficiency	92%
Light beam angle	38°

LIGHTING FIXTURE | ELECTRICAL DATA

Driver	Included
Power values of the system	24,73 W
Frequency	50/60 Hz
Dimming	ON BOARD
Electrical insulation class	<input type="checkbox"/>

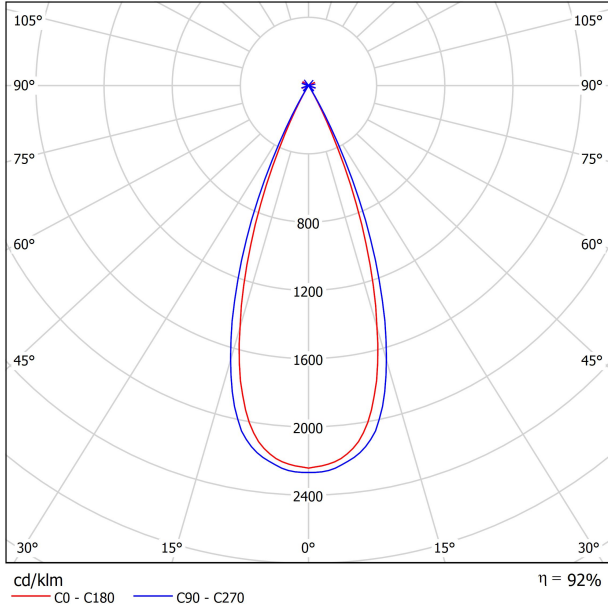
OTHER DATA

Sealing	IP20
Wireless control	Please Consult
Cord length	Max. 2 m
Fast adjustment tensioner	Yes
Weight	3400 g
Packaged weight	4470 g
Packaging dimensions	Ø145 x 1270 mm
Units per package	1
Materials	Aluminium / Acrylonitrile Butadiene Styrene / Polycarbonate

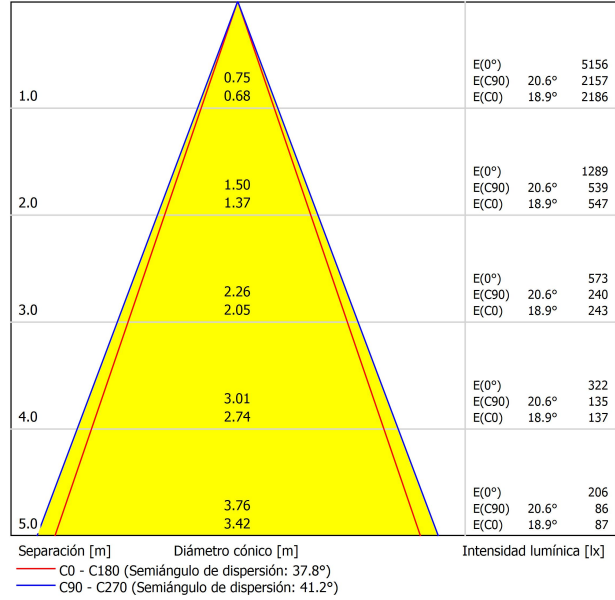


Black Foster Suspension is the product that transfers the claimed effect "The Invisible Black" to a linear suspended system. It is composed by a series of modules which combine light emissions with dark segments. Nevertheless, whether it is On or Off, Black Foster always preserves the aesthetic of a perfect dark line. * NOTE: To achieve a homogeneous distribution of light, it is recommended a distance of 80 cm between the luminaire and the working surface.

POLAR DIAGRAM



CONICAL DIAGRAM



UGR

Valoración de deslumbramiento según UGR												
ρ Techo		70	70	50	50	30	70	50	50	30	30	
ρ Paredes		50	30	50	30	30	50	30	50	30	30	
ρ Suelo		20	20	20	20	20	20	20	20	20	20	
Tamaño del local X Y		Mirado en perpendicular al eje de lámpara					Mirado longitudinalmente al eje de lámpara					
2H	2H	-8.9	-8.2	-8.6	-8.0	-7.8	-6.1	-5.5	-5.8	-5.3	-5.1	
	3H	-7.2	-6.6	-6.9	-6.4	-6.1	-5.7	-5.1	-5.4	-4.9	-4.7	
	4H	-6.9	-6.4	-6.6	-6.1	-5.9	-5.7	-5.1	-5.4	-4.9	-4.6	
	6H	-5.8	-5.3	-5.5	-5.1	-4.8	-5.3	-4.8	-4.9	-4.5	-4.2	
	8H	-5.8	-5.3	-5.5	-5.1	-4.8	-4.7	-4.2	-4.4	-4.0	-3.7	
12H	-5.2	-4.7	-4.8	-4.4	-4.1	-4.1	-3.7	-3.8	-3.4	-3.1		
4H	2H	-8.7	-8.2	-8.4	-7.9	-7.7	-6.2	-5.6	-5.9	-5.4	-5.1	
	3H	-7.1	-6.6	-6.7	-6.3	-6.0	-5.7	-5.3	-5.4	-5.0	-4.7	
	4H	-6.2	-5.8	-5.8	-5.5	-5.1	-5.6	-5.2	-5.2	-4.9	-4.5	
	6H	-4.3	-4.0	-3.9	-3.7	-3.3	-4.4	-4.1	-4.0	-3.7	-3.4	
	8H	-4.3	-4.0	-3.9	-3.6	-3.2	-3.8	-3.6	-3.4	-3.2	-2.8	
12H	-3.6	-3.4	-3.2	-3.0	-2.6	-3.2	-2.9	-2.7	-2.5	-2.1		
8H	4H	-5.9	-5.6	-5.5	-5.2	-4.8	-5.4	-5.1	-4.9	-4.7	-4.3	
	6H	-3.7	-3.5	-3.3	-3.1	-2.7	-3.9	-3.7	-3.4	-3.3	-2.8	
	8H	-3.5	-3.3	-3.1	-2.9	-2.4	-3.3	-3.1	-2.8	-2.7	-2.2	
	12H	-2.8	-2.7	-2.3	-2.2	-1.7	-2.6	-2.5	-2.2	-2.0	-1.5	
12H	4H	-5.8	-5.6	-5.4	-5.2	-4.7	-5.2	-5.0	-4.8	-4.6	-4.2	
	6H	-3.6	-3.5	-3.2	-3.0	-2.6	-3.8	-3.6	-3.3	-3.2	-2.7	
	8H	-3.4	-3.3	-2.9	-2.8	-2.3	-3.2	-3.1	-2.7	-2.6	-2.1	
	8H	-3.4	-3.3	-2.9	-2.8	-2.3	-3.2	-3.1	-2.7	-2.6	-2.1	
Variación de la posición del espectador para separaciones S entre luminarias												
S = 1.0H		+2.4 / -1.3					+3.7 / -1.4					
S = 1.5H		+4.3 / -1.5					+6.0 / -1.8					
S = 2.0H		+6.3 / -4.1					+8.0 / -2.2					
Tabla estándar		BK07					---					
Sumando de corrección		-21.5					---					
Índice de deslumbramiento corregido en relación a 2300lm Flujo luminoso total												

FEED



PRODUCT	
Model	Mains Trimless
Reference	A023-00-01- W N
Colour	W <input type="checkbox"/> RAL 9016 N <input type="checkbox"/> RAL 9005
Category	Accessories



PRODUCT	
Model	Mains Thick Trimless
Reference	A023-00-02- W N
Colour	W <input type="checkbox"/> RAL 9016 N <input type="checkbox"/> RAL 9005
Category	Accessories



Wire Trimless Accessory is a collection of accessories for fitting tensioners and cables to Arkoslight luminaires suspended directly from the ceiling with any visible ceiling rose or fixings. This achieves a minimalist application with a visually tidy finish.

With Wire Trimless Accessory the items adjacent to the ceiling of the standard product (ceiling roses, fixings, driver boxes, etc.) are concealed by a simple recessed application.

Wire Trimless Accessory reduces the visual impact of the installation leading to extremely minimalist aesthetics. The wires come out of the ceiling material as a part of the structure. This detail creates a much purer, more essential layout, particular when several luminaires are fitted in an arrangement.

FASTENING



PRODUCT	
Model	Steel Cable Trimless
Reference	A023-00-05- W N
Colour	W <input type="checkbox"/> RAL 9016 N <input type="checkbox"/> RAL 9005
Category	Accessories

2 Pcs. needed



Wire Trimless Accessory is a collection of accessories for fitting tensioners and cables to Arkoslight luminaires suspended directly from the ceiling with any visible ceiling rose or fixings. This achieves a minimalist application with a visually tidy finish.

With Wire Trimless Accessory the items adjacent to the ceiling of the standard product (ceiling roses, fixings, driver boxes, etc.) are concealed by a simple recessed application.

Wire Trimless Accessory reduces the visual impact of the installation leading to extremely minimalist aesthetics. The wires come out of the ceiling material as a part of the structure. This detail creates a much purer, more essential layout, particular when several luminaires are fitted in an arrangement.



INSTALLATION GUIDE

https://youtu.be/sa_xAgj4ji4



PRODUCT

Model	Trimless Tool D20 X D52 MM
Reference	A478-00-01
Category	Accessories





Fuente de luz (LED) reemplazable por un profesional autorizado

Replaceable (LED only) light source by an authorized professional.

Source lumineuse (LED) remplaçable par un professionnel agréé

Sorgente luminosa (LED) sostituibile da parte di un professionista autorizzato

Austauschbare (LED) Lichtquelle durch einen autorisierten Fachmann



Equipo de control reemplazable por un profesional autorizado

Replaceable control gear by an authorized professional

Dispositif de commande remplaçable par un professionnel agréé

Alimentatore sostituibile da parte di un professionista autorizzato

Auswechselbares Betriebsgerät durch autorisierten Fachmann

INSTRUCCIONES PARA EL FINAL DE VIDA Y LA ELIMINACIÓN LOS COMPONENTES
 INSTRUCTIONS ON END-OF-LIFE AND COMPONENT DISPOSAL
 INSTRUCTIONS POUR LA GESTION DES COMPOSANTS EN FIN DE VIE ET LEUR MISE AU REBUT
 ISTRUZIONI PER IL FINE VITA E LO SMALTIMENTO DEI COMPONENTI
 ANWEISUNGEN ZUR ENTSORGUNG DER LEUCHTENKOMPONENTEN



Interrumpir la alimentación del aparato
 Cut the power supply to the luminaire
 Couper l'alimentation du luminaire
 Interrompere l'alimentazione dell'apparecchio
 Stromversorgung der Leuchte unterbrechen



Quitar la(s) fuente(s) de luz para el desecho
 Remove light source(s) for disposal
 Retirer la (les) source(s) lumineuse(s) pour l'élimination
 Rimuovere la/le sorgente/e di luce per lo smaltimento
 Lichtquelle(n) zur Entsorgung entfernen



Quitar la batería para el desecho
 Remove the battery for decommissioning
 Retirer la batterie pour sa mise au rebut
 Rimuovere la batteria per la dismissione
 Die Batterie ordnungsgemäß entsorgen



Quitar el equipo de control para el desecho
 Remove control gear for disposal
 Retirer le dispositif de commande pour l'élimination
 Rimuovere l'alimentatore per lo smaltimento
 Betriebsgerät zur Entsorgung ausbauen



Enviar los materiales a un centro de recogida RAEE
 Send the materials to a WEEE collection centre
 Envoyer les matériaux dans une déchetterie DEEE
 Inviare i materiali ad un centro di raccolta RAEE
 Die Materialien in einem WEEE-Zentrum entsorgen

