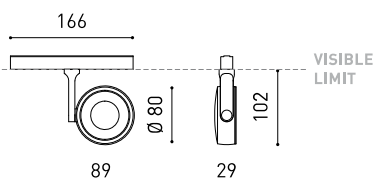




Dimensiones



Accesorios



HIGH CHROMATIC LED



TRACK 48V OPTIONS

Premios



Nombre	SIX M 48V SHORT DIM DALI 19° 4000K NTW
Referencia	A3300212NTW-S
Color	Negro Texturado - Carril Blanco
RAL	9005
Categoría	TRACK LIGHTS

Tipo	LED
Flujo luminoso	2160 lm
Temperatura de color	4000 K
Estabilidad cromática	MacAdam Step 2
Índice de reproducción cromática	CRI>90
Potencia	17 W
Corriente	500 mA
Eficacia	127 lm/W
Horas de vida del LED	L90B10 >55.000h
Eficiencia energética	E

Eficiencia lumínica	93%
Ángulo del haz de luz	19°

Potencia del sistema	18,48 W
Tensión	48Vdc
Regulación	DALI
Clase de seguridad eléctrica	III

Estanqueidad	IP20
Control inalámbrico	Consultar
Ángulo de basculación	310°
Ángulo de giro	360°
Tipo de carril	Track 48V
Peso	303 g
Peso con embalaje	375 g
Dimensiones embalaje	188 x 165 x 53 mm
Unidades por embalaje	1
Materiales	Aluminio / Policarbonato

PRODUCTO

FUENTE DE LUZ

LUMINARIA | DATOS FOTOMÉTRICOS

LUMINARIA | DATOS ELÉCTRICOS

OTROS DATOS



Six 48V es una familia de proyectores para aplicaciones de carril de bajo voltaje que destaca por su ligereza y elegancia. Disponible en tallas L, M, S, XS y XS Double, su cuerpo se plasma en forma de disco, ligeramente redondeado, que encierra una innovadora combinación de reflector y lente. La acción conjunta de ambos consigue direccionar los rayos de luz con la máxima uniformidad en una distancia mínima que, a su vez, ha permitido su diferenciado diseño -reducido y minimalista-. Además, su brazo articulado le otorga gran movilidad para orientar la pieza en todas direcciones.

Diagrama polar

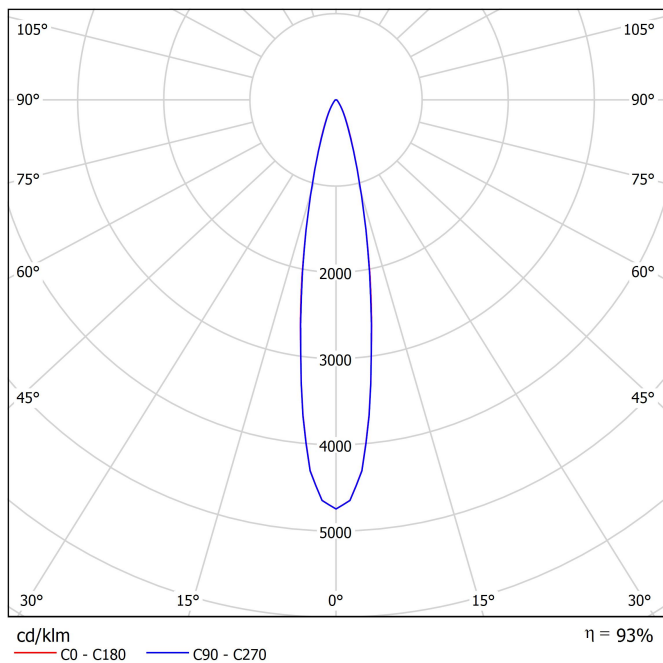
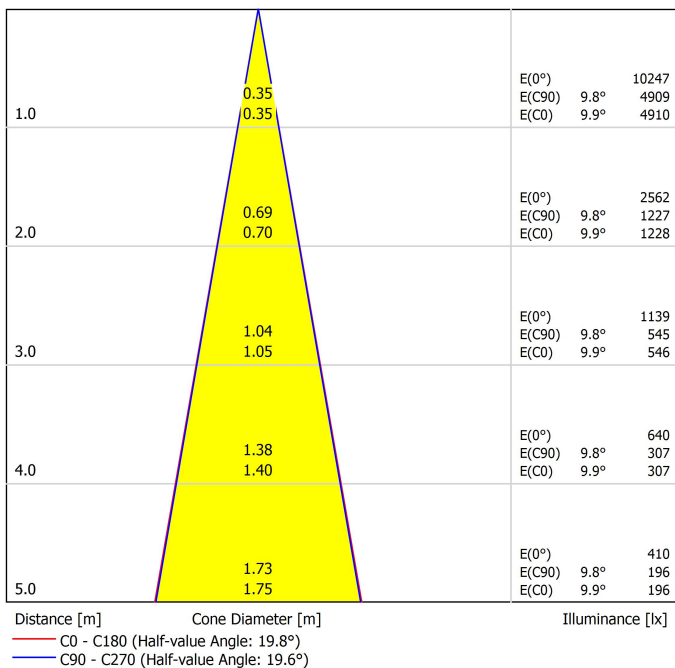










Diagrama cónico



Vivid Model Colour Temperature	2700K	3000K	3500K	4000K	Light Pink
 Reading			•	•	
 Fruits & Vegetables		•	•		
 Bakery	•				
 Retail		•	•		
 Cosmetics			•	•	
 Meat					•
 Fish				•	
 Seafood				•	•

LED de alta cromaticidad

Para presentación comercial de producto.

Arkoslight ofrece en algunos de sus productos la posibilidad de incorporar un LED especial, orientado a potenciar la promoción visual de bienes y productos con fines comerciales.

Se trata de un LED de alta cromaticidad, seleccionado para realzar los tonos que favorecen una percepción psicológica positiva del objeto iluminado.

Esta fuente de luz proporciona una paleta cromática más atractiva e intensa que la de un LED convencional. Esto se logra mediante una configuración específica del LED bajo un "parámetro especial de saturación", que permite que los colores y texturas de los objetos se perciban de forma más viva dentro del espectro visible.

Para ello, se eligen cuidadosamente el diodo y su fósforo de recubrimiento en función de cada aplicación.

Track 48V Surface Short

ARKOSLIGHT

48V track lighting systems are low-voltage lighting solutions based on electrified tracks. The track serves both as a physical structure and as a power carrier, allowing light modules to be placed and repositioned as needed, offering flexibility, safety, and energy efficiency. Ideal for projects that demand minimalist design, high performance, and adaptability. To configure your 48V system, you'll need to combine the following components:

1. Tracks - Available in surface, trimless, surface short, suspended (using suspension accessories with the surface track), and indirect light versions. They form the structural and electrical base of the system.
2. Connectors & Power Supply - Ensure electrical continuity between track sections and provide the 48V power input.
3. Accessories - Including end caps, joiners, mounting elements, and optional installation accessories to complete and secure the setup.

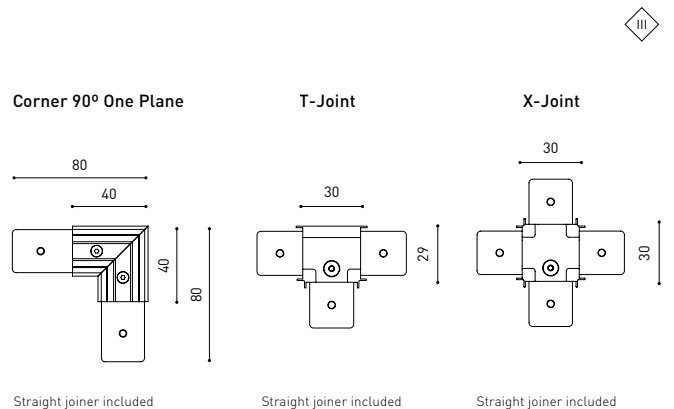
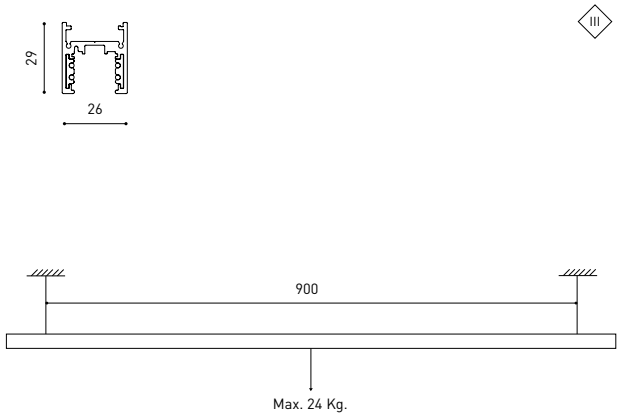


Track Options

Choose the track version required for your project configuration.

TRACK 48V SURFACE SHORT 1m	A338-21-00- NT WT
TRACK 48V SURFACE SHORT 2m	A338-22-00- NT WT
TRACK 48V SURFACE SHORT 3m	A338-23-00- NT WT

TRACK 48V SURFACE SHORT Corner 90° One Plane	A338-24-00- NT WT
TRACK 48V SURFACE SHORT T-Joint	A338-25-00- NT
TRACK 48V SURFACE SHORT X-Joint	A338-26-00- NT



Complementary track accessories

Use end caps, joiners, and gap covers to connect, close, and cleanly finish your track setup.

Short End 48V	
A338-00-18- NT WT	

Surface Straight Joiner 48V	
A338-00-11	

Short End Feed 48V	
A338-00-19- NT WT	

Cover Gap 1m 48V	
A338-00-30- N W	

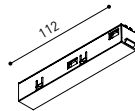
COLOUR | NT ■ RAL 9005 | WT □ RAL 9016 | N ■ RAL 9005 |

Connector options

Connectors are required to provide electrical continuity between tracks, ensuring an uninterrupted 48V flow.

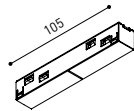
Live-End Connector 48V

A338-00-01- | N |



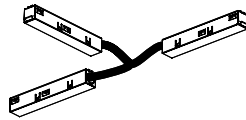
Central Connector 48V

A338-00-02- | N |



T-Joint Connector 48V

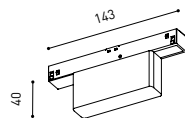
A450-00-07- | N |



Wireless Control 48V

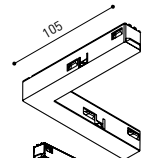
0434-01-31- | N | W |

Casambi



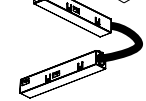
Corner 90° Connector One Plane 48V

A338-00-24- | N | W |



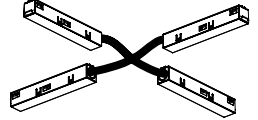
L-Joint Connector 48V

A338-00-12- | N |



X-Joint Connector 48V

A450-00-08- | N |



Power Supply Options

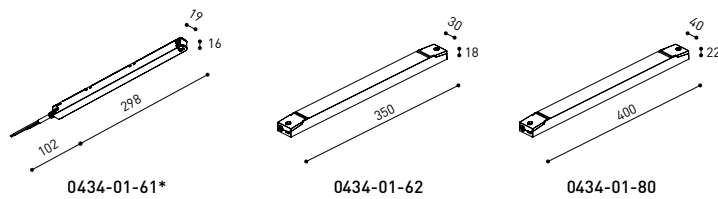
Select the appropriate power feed to deliver 48V to the system based on your track layout and installation type.

For all tracks

Constant Voltage LED POWER SUPPLY

	P	V	D (A x B x C)
0434-01-61* N W	100W	48V	298 x 19 x 16mm
0434-01-62	150W	48V	350 x 30 x 18mm
0434-01-80	250W	48V	400 x 40 x 22mm

220 V~ / 240 V~ | *To be installed inside the track.

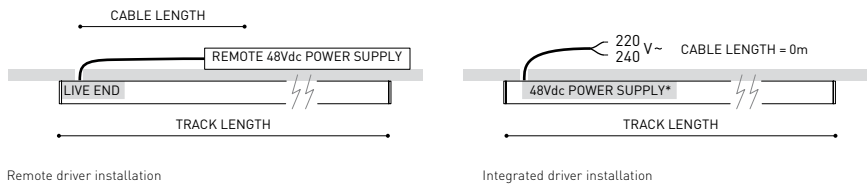


DROP VOLTAGE TABLE

POWER (W)	CABLE SECTION (mm ²)	CABLE LENGTH (m)			
		5	10	20	30
100	0,75	50	50	X	X
	1,5	50	50	40	25
150	0,75	40	15	X	X
	1,5	50	40	20	X
250	0,75	20	X	X	X
	1,5	35	20	X	X

Connection diagrams:

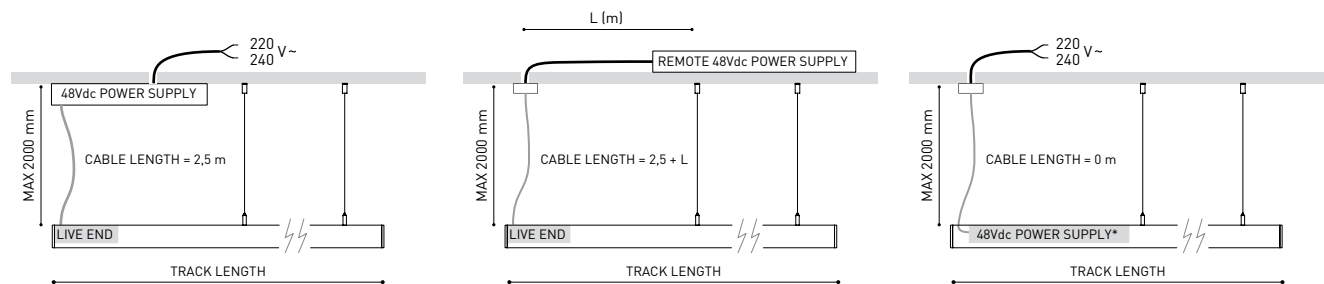
Surface



Remote driver installation

Integrated driver installation

Suspension



Aside box

Remote driver installation

Integrated driver installation

COLOUR | N ■ RAL 9005 |

Other accessories

Suspension components


For a suspended configuration, use surface components together with the following accessories:

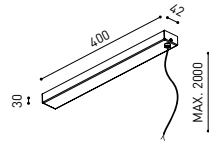
SURFACE Suspension Kit (2 units) 48V			
A338-00-15-	NT WT		



For suspension aside box installation replace the power supply:

Wired Power Supply Case 48V			
A338-00-25-	NT WT	150W	NO DIM
A338-00-26-	NT WT	150W	DIM

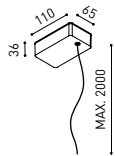
220
240 V~  INCL



Required for remote or integrated driver installation:

Suspension Feed Kit 48V			
A338-00-16-	N W		NO DIM
A338-00-17-	N W		DIM

For remote power supply



A338-00-27-	N W		NO DIM
A338-00-28-	N W		DIM

For power supply inside the track

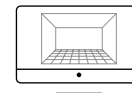
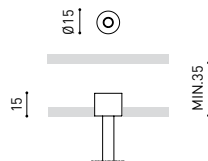
Wire trimless accessories

For installing the suspension system cleanly and discreetly — with no visible ceiling boxes or mounting elements.

FEED

Mains Trimless*			
A023-00-01-	W N		NO DIM

Mains Thick Trimless*			
A023-00-02-	W N		DIM



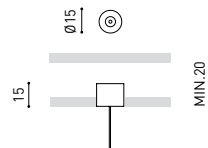
PRODUCT CONFIGURATOR

Use our online configurator to design your own custom product layout. The tool will guide you through the process and automatically calculate the required drivers and accessories.

[Start your configuration ->](#)

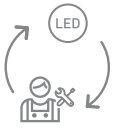
FASTENING

Steel Cable Trimless*			
A023-00-05-	W N		



* As many pieces as needed according to your product

COLOUR | NT ■ RAL 9005 | WT □ RAL 9016 | N ■ RAL 9005 | W □ RAL 9016 |



Fuente de luz (LED) reemplazable por un profesional autorizado

Replaceable (LED only) light source by an authorized professional.

Source lumineuse (LED) remplaçable par un professionnel agréé

Sorgente luminosa (LED) sostituibile da parte di un professionista autorizzato

Austauschbare (LED) Lichtquelle durch einen autorisierten Fachmann



Equipo de control reemplazable por un profesional autorizado

Replaceable control gear by an authorized professional

Dispositif de commande remplaçable par un professionnel agréé

Alimentatore sostituibile da parte di un professionista autorizzato

Auswechselbares Betriebsgerät durch autorisierten Fachmann

Instrucciones para el final de vida y la eliminación de los componentes:

Instructions on end-of-life and component disposal:

Instructions pour la gestion des composants en fin de vie et leur mise au rebut :

Istruzioni per il fine vita e lo smaltimento dei componenti:

Anweisungen zur entsorgung der Leuchtenkomponenten:



Interrumpir la alimentación del aparato
Cut the power supply to the luminaire
Couper l'alimentation du luminaire
Interrompere l'alimentazione dell'apparecchio
Stromversorgung der Leuchte unterbrechen



Quitar la(s) fuente(s) de luz para el desecho
Remove light source(s) for disposal
Retirer la (les) source(s) lumineuse(s) pour l'élimination
Rimuovere la/le sorgente/e di luce per lo smaltimento
Lichtquelle(n) zur Entsorgung entfernen



Quitar la batería para el desecho
Remove the battery for decommissioning
Retirer la batterie pour sa mise au rebut
Rimuovere la batteria per la dismissione
Die Batterie ordnungsgemäß entsorgen



Quitar el equipo de control para el desecho
Remove control gear for disposal
Retirer le dispositif de commande pour l'élimination
Rimuovere l'alimentatore per lo smaltimento
Betriebsgerät zur Entsorgung ausbauen



Enviar los materiales a un centro de recogida RAEE
Send the materials to a WEEE collection centre
Envoyer les matériaux dans une déchetterie DEEE
Inviare i materiali ad un centro di raccolta RAEE
Die Materialien in einem WEEE-Zentrum entsorgen

