



### Dimensiones



### Accesorios



HIGH CHROMATIC LED



TRACK 48V OPTIONS

### Premios



|            |   |
|------------|---|
| Nombre     | SIX XS 48V SHORT DIM DALI 23° 2700K NTW |
| Referencia | A3350220NTW-S                           |
| Color      | Negro Texturado - Carril Blanco         |
| RAL        | 9005                                    |
| Categoría  | TRACK LIGHTS                            |

|                                  |                 |
|----------------------------------|-----------------|
| Tipo                             | LED             |
| Flujo luminoso                   | 470 lm          |
| Temperatura de color             | 2700 K          |
| Estabilidad cromática            | MacAdam Step 2  |
| Índice de reproducción cromática | CRI>90          |
| Potencia                         | 4,5 W           |
| Corriente                        | 500 mA          |
| Eficacia                         | 104 lm/W        |
| Horas de vida del LED            | L90B10 >55.000h |
| Eficiencia energética            | F               |

|                       |     |
|-----------------------|-----|
| Eficiencia lumínica   | 86% |
| Ángulo del haz de luz | 23° |

|                              |        |
|------------------------------|--------|
| Potencia del sistema         | 5,59 W |
| Tensión                      | 48Vdc  |
| Regulación                   | DALI   |
| Clase de seguridad eléctrica | III    |

|                       |                          |
|-----------------------|--------------------------|
| Estanqueidad          | IP20                     |
| Control inalámbrico   | Consultar                |
| Ángulo de basculación | 310°                     |
| Ángulo de giro        | 360°                     |
| Tipo de carril        | Track 48V                |
| Peso                  | 112 g                    |
| Peso con embalaje     | 160 g                    |
| Dimensiones embalaje  | 190 x 145 x 24 mm        |
| Unidades por embalaje | 1                        |
| Materiales            | Aluminio / Policarbonato |

### PRODUCTO

### FUENTE DE LUZ

### LUMINARIA | DATOS FOTOMÉTRICOS

### LUMINARIA | DATOS ELÉCTRICOS

### OTROS DATOS

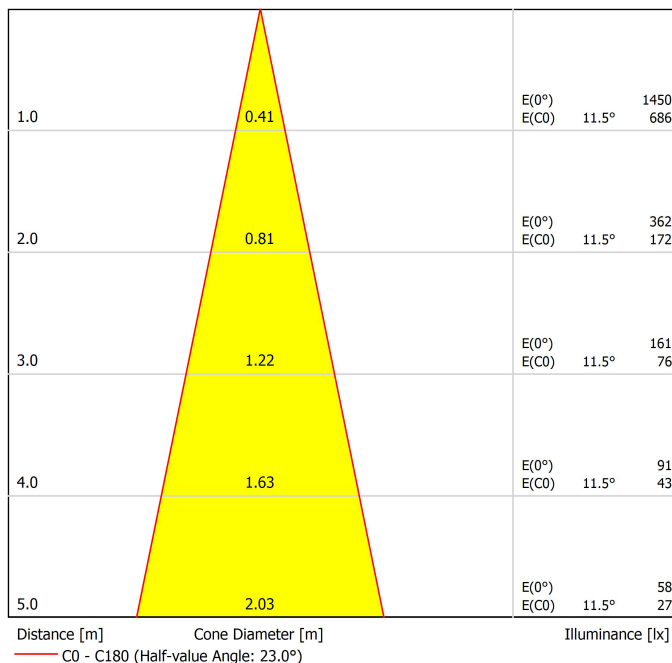


Six 48V es una familia de proyectores para aplicaciones de carril de bajo voltaje que destaca por su ligereza y elegancia. Disponible en tallas L, M, S, XS y XS Double, su cuerpo se plasma en forma de disco, ligeramente redondeado, que encierra una innovadora combinación de reflector y lente. La acción conjunta de ambos consigue direccionar los rayos de luz con la máxima uniformidad en una distancia mínima que, a su vez, ha permitido su diferenciado diseño -reducido y minimalista-. Además, su brazo articulado le otorga gran movilidad para orientar la pieza en todas direcciones.

Diagrama polar



Diagrama cónico



| Vivid Model<br>Colour Temperature   | 2700K | 3000K | 3500K | 4000K | Light Pink |
|---|-------|-------|-------|-------|------------|
|  Reading             |       |       | •     | •     |            |
|  Fruits & Vegetables |       | •     | •     |       |            |
|  Bakery              | •     |       |       |       |            |
|  Retail              |       | •     | •     |       |            |
|  Cosmetics           |       |       | •     | •     |            |
|  Meat                |       |       |       |       | •          |
|  Fish                |       |       |       | •     |            |
|  Seafood            |       |       |       | •     | •          |

## LED de alta cromaticidad

### Para presentación comercial de producto.

Arkosligh ofrece en algunos de sus productos la posibilidad de incorporar un LED especial, orientado a potenciar la promoción visual de bienes y productos con fines comerciales.

Se trata de un LED de alta cromaticidad, seleccionado para realzar los tonos que favorecen una percepción psicológica positiva del objeto iluminado.

Esta fuente de luz proporciona una paleta cromática más atractiva e intensa que la de un LED convencional. Esto se logra mediante una configuración específica del LED bajo un "parámetro especial de saturación", que permite que los colores y texturas de los objetos se perciban de forma más viva dentro del espectro visible.

Para ello, se eligen cuidadosamente el diodo y su fósforo de recubrimiento en función de cada aplicación.

# Track 48V Surface Short

# ARKOSLIGHT

48V track lighting systems are low-voltage lighting solutions based on electrified tracks. The track serves both as a physical structure and as a power carrier, allowing light modules to be placed and repositioned as needed, offering flexibility, safety, and energy efficiency. Ideal for projects that demand minimalist design, high performance, and adaptability. To configure your 48V system, you'll need to combine the following components:

1. Tracks - Available in surface, trimless, surface short, suspended (using suspension accessories with the surface track), and indirect light versions. They form the structural and electrical base of the system.
2. Connectors & Power Supply - Ensure electrical continuity between track sections and provide the 48V power input.
3. Accessories - Including end caps, joiners, mounting elements, and optional installation accessories to complete and secure the setup.



## Track Options

Choose the track version required for your project configuration.

|                            |                       |
|----------------------------|-----------------------|
| TRACK 48V SURFACE SHORT 1m | A338-21-00-   NT   WT |
| TRACK 48V SURFACE SHORT 2m | A338-22-00-   NT   WT |
| TRACK 48V SURFACE SHORT 3m | A338-23-00-   NT   WT |

|  |                       |
|--|-----------------------|
| TRACK 48V SURFACE SHORT Corner 90° One Plane | A338-24-00-   NT   WT |
| TRACK 48V SURFACE SHORT T-Joint              | A338-25-00-   NT      |
| TRACK 48V SURFACE SHORT X-Joint              | A338-26-00-   NT      |



## Complementary track accessories

Use end caps, joiners, and gap covers to connect, close, and cleanly finish your track setup.

|                       |   |
|-----------------------|---|
| Short End 48V         |  |
| A338-00-18-   NT   WT |   |

|                             |   |
|-----------------------------|---|
| Surface Straight Joiner 48V |  |
| A338-00-11                  |   |

|                       |   |
|-----------------------|---|
| Short End Feed 48V    |  |
| A338-00-19-   NT   WT |   |

|                     |   |
|---------------------|---|
| Cover Gap 1m 48V    |  |
| A338-00-30-   N   W |   |

COLOUR | NT ■ RAL 9005 | WT □ RAL 9016 | N ■ RAL 9005 |



## Connector options

Connectors are required to provide electrical continuity between tracks, ensuring an uninterrupted 48V flow.

### Live-End Connector 48V

A338-00-01- | N |



### Central Connector 48V

A338-00-02- | N |



### T-Joint Connector 48V

A450-00-07- | N |



### Wireless Control 48V

0434-01-31- | N | W |

Casambi



### Corner 90° Connector One Plane 48V

A338-00-24- | N | W |



### L-Joint Connector 48V

A338-00-12- | N |



### X-Joint Connector 48V

A450-00-08- | N |



## Power Supply Options

Select the appropriate power feed to deliver 48V to the system based on your track layout and installation type.

### For all tracks

#### Constant Voltage LED POWER SUPPLY

|                     | P    | V   | D (A x B x C)   |
|---------------------|------|-----|-----------------|
| 0434-01-61*   N   W | 100W | 48V | 298 x 19 x 16mm |
| 0434-01-62          | 150W | 48V | 350 x 30 x 18mm |
| 0434-01-80          | 250W | 48V | 400 x 40 x 22mm |

220 V~ / 240 V~ | \*To be installed inside the track.



#### DROP VOLTAGE TABLE

| POWER (W) | CABLE SECTION (mm <sup>2</sup> ) | CABLE LENGTH (m) |    |    |    |
|-----------|----------------------------------|------------------|----|----|----|
|           |                                  | 5                | 10 | 20 | 30 |
| 100       | 0,75                             | 50               | 50 | X  | X  |
|           | 1,5                              | 50               | 50 | 40 | 25 |
| 150       | 0,75                             | 40               | 15 | X  | X  |
|           | 1,5                              | 50               | 40 | 20 | X  |
| 250       | 0,75                             | 20               | X  | X  | X  |
|           | 1,5                              | 35               | 20 | X  | X  |

## Connection diagrams:

### Surface



### Suspension



COLOUR | N ■ RAL 9005 |

## Other accessories

### Suspension components

For a suspended configuration, use surface components together with the following accessories:

|   |         |  |  |
|---|---------|--|--|
| <b>SURFACE Suspension Kit (2 units) 48V</b> |         |  |  |
| A338-00-15-                                 | NT   WT |  |  |



For suspension aside box installation replace the power supply:

|                                    |         |      |        |
|------------------------------------|---------|------|--------|
| <b>Wired Power Supply Case 48V</b> |         |      |        |
| A338-00-25-                        | NT   WT | 150W | NO DIM |
| A338-00-26-                        | NT   WT | 150W | DIM    |

220  
240 V~  INCL



Required for remote or integrated driver installation:

|                                |       |  |        |
|--------------------------------|-------|--|--------|
| <b>Suspension Feed Kit 48V</b> |       |  |        |
| A338-00-16-                    | N   W |  | NO DIM |
| A338-00-17-                    | N   W |  | DIM    |

For remote power supply



|             |       |  |        |
|-------------|-------|--|--------|
| A338-00-27- | N   W |  | NO DIM |
| A338-00-28- | N   W |  | DIM    |

For power supply inside the track

### Wire trimless accessories

For installing the suspension system cleanly and discreetly – with no visible ceiling boxes or mounting elements.

#### FEED

|                        |       |  |        |
|------------------------|-------|--|--------|
| <b>Mains Trimless*</b> |       |  |        |
| A023-00-01-            | W   N |  | NO DIM |

|                              |       |  |     |
|------------------------------|-------|--|-----|
| <b>Mains Thick Trimless*</b> |       |  |     |
| A023-00-02-                  | W   N |  | DIM |



#### FASTENING


|                              |       |  |  |
|------------------------------|-------|--|--|
| <b>Steel Cable Trimless*</b> |       |  |  |
| A023-00-05-                  | W   N |  |  |



\* As many pieces as needed according to your product

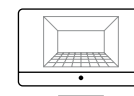
### Alternative surface installation

For aside box installation replace the power supply:

|                              |   |   |  |
|------------------------------|---|---|--|
| <b>Power Supply Case 48V</b> |   |   |  |
| A338-00-29-                  | NT   WT   | 150W                                      |  |
| 220<br>240 V~                |  | *To be installed aside 48V Surface Tracks |  |



COLOUR | NT ■ RAL 9005 | WT □ RAL 9016 | N ■ RAL 9005 | W □ RAL 9016 |



#### PRODUCT CONFIGURATOR

Use our online configurator to design your own custom product layout. The tool will guide you through the process and automatically calculate the required drivers and accessories.

[Start your configuration ->](#)



Fuente de luz (LED) reemplazable por un profesional autorizado  
 Replaceable (LED only) light source by an authorized professional.  
 Source lumineuse (LED) remplaçable par un professionnel agréé  
 Sorgente luminosa (LED) sostituibile da parte di un professionista autorizzato  
 Austauschbare (LED) Lichtquelle durch einen autorisierten Fachmann



Equipo de control reemplazable por un profesional autorizado  
 Replaceable control gear by an authorized professional  
 Dispositif de commande remplaçable par un professionnel agréé  
 Alimentatore sostituibile da parte di un professionista autorizzato  
 Auswechselbares Betriebsgerät durch autorisierten Fachmann

## Instrucciones para el final de vida y la eliminación de los componentes:

### Instructions on end-of-life and component disposal:

### Instructions pour la gestion des composants en fin de vie et leur mise au rebut :

### Istruzioni per il fine vita e lo smaltimento dei componenti:

### Anweisungen zur entsorgung der Leuchtenkomponenten:



Interrumpir la alimentación del aparato  
 Cut the power supply to the luminaire  
 Couper l'alimentation du luminaire  
 Interrompere l'alimentazione dell'apparecchio  
 Stromversorgung der Leuchte unterbrechen



Quitar la(s) fuente(s) de luz para el desecho  
 Remove light source(s) for disposal  
 Retirer la (les) source(s) lumineuse(s) pour l'élimination  
 Rimuovere la/le sorgente/e di luce per lo smaltimento  
 Lichtquelle(n) zur Entsorgung entfernen



Quitar la batería para el desecho  
 Remove the battery for decommissioning  
 Retirer la batterie pour sa mise au rebut  
 Rimuovere la batteria per la dismissione  
 Die Batterie ordnungsgemäß entsorgen



Quitar el equipo de control para el desecho  
 Remove control gear for disposal  
 Retirer le dispositif de commande pour l'élimination  
 Rimuovere l'alimentatore per lo smaltimento  
 Betriebsgerät zur Entsorgung ausbauen



Enviar los materiales a un centro de recogida RAEE  
 Send the materials to a WEEE collection centre  
 Envoyer les matériaux dans une déchetterie DEEE  
 Inviare i materiali ad un centro di raccolta RAEE  
 Die Materialien in einem WEEE-Zentrum entsorgen

