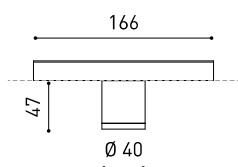




Dimensiones



Accesorios



ANTI-GLARE HONEYCOMB LOUVER



BEAM MIXER DIFFUSER



HIGH CHROMATIC LED



TRACK 48V OPTIONS

Premios



PRODUCTO

| | |
|------------|--|
| Nombre | TOP MINI 48V SHORT DIM DALI 20° 3000K WT |
| Referencia | A3400211WT-S |
| Color | Blanco Texturado |
| RAL | 9016 |
| Categoría | TRACK LIGHTS |

FUENTE DE LUZ

| | |
|----------------------------------|------------------|
| Tipo | LED |
| Flujo luminoso | 640 lm |
| Temperatura de color | 3000 K |
| Estabilidad cromática | MacAdam Step 2 |
| Índice de reproducción cromática | CRI > 90 |
| Potencia | 6,5 W |
| Corriente | 700 mA |
| Eficacia | 98 lm/W |
| Horas de vida del LED | L90B10 > 55.000h |
| Eficiencia energética | F |

LUMINARIA | DATOS FOTOMÉTRICOS

| | |
|-----------------------|-----|
| Eficiencia lumínica | 92% |
| Ángulo del haz de luz | 20° |

LUMINARIA | DATOS ELÉCTRICOS

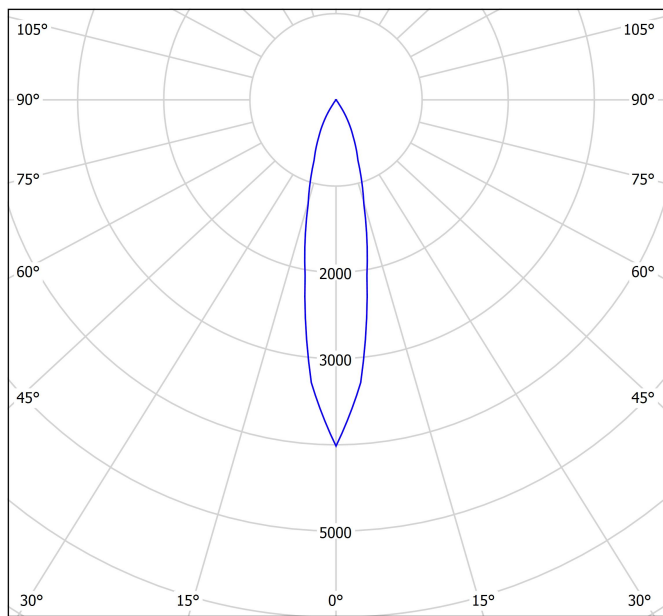
| | |
|------------------------------|--------|
| Potencia del sistema | 7,96 W |
| Tensión | 48Vdc |
| Regulación | DALI |
| Clase de seguridad eléctrica | ⚡ |

OTROS DATOS

| | |
|-----------------------|--------------------------|
| Estanqueidad | IP20 |
| Control inalámbrico | Consultar |
| Tipo de carril | Track 48V |
| Peso | 95 g |
| Peso con embalaje | 165 g |
| Dimensiones embalaje | 188 x 163 x 53 mm |
| Unidades por embalaje | 1 |
| Materiales | Aluminio / Policarbonato |

Top 48V es una luminaria miniaturizada que cumple la función de downlight para sistemas de carril de bajo voltaje. Su compacto tamaño hace de Top una solución idónea para instalarse en proyectos donde se persigue una presencia discreta de la luminaria en la escena. Formalmente es un diseño de líneas puras y estética arquitectural. Lumínicamente, Top ofrece una distribución cónica, con tres posibles ángulos de apertura (flood, medium y spot).

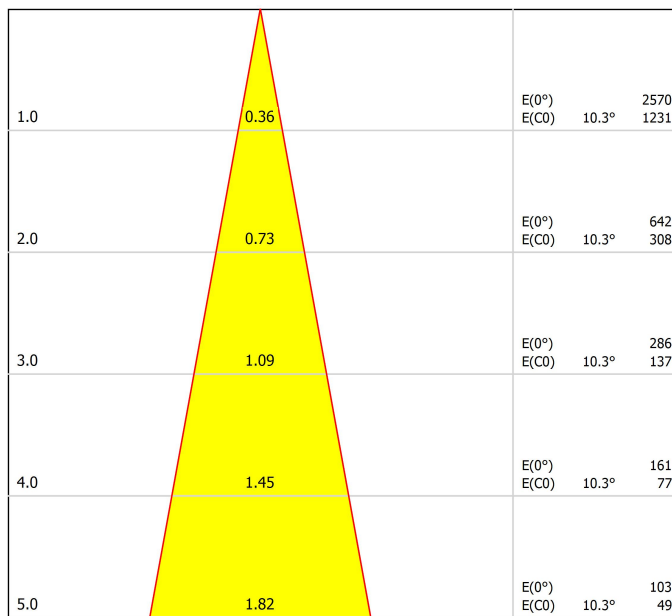
Diagrama polar



cd/klm
 — C0 - C180 — C90 - C270

$\eta = 92\%$

Diagrama cónico



Distance [m] Cone Diameter [m]
 — C0 - C180 (Half-value Angle: 20.6°)

Illuminance [lx]



| PRODUCT | |
|-----------|------------------------------|
| Model | Anti-glare Honeycomb Louver |
| Reference | 08070000WT |
| Colour | WT □ Textured white |
| Category | Accessories |

NO SE VENDE POR SEPARADO



Rejilla tipo panal antideslumbrante

Accesorio compuesto por una rejilla en forma de panal que controla el haz de luz, reduce el deslumbramiento y protege la visión directa de la fuente luminosa.



| | PRODUCT |
|-----------|---------------------|
| Model | Beam Mixer Diffuser |
| Reference | 08050100 |
| Category | Accessories |

NO SE VENDE POR SEPARADO.

Difusor para homogeneizar el haz de luz

El difusor homogeneizador del haz de luz mezcla y suaviza las irregularidades causadas por lentes parabólicas, Fresnel o colimadores TIR, logrando una distribución más uniforme sin alargar significativamente el haz.

| Vivid Model Colour Temperature | 2700K | 3000K | 3500K | 4000K | Light Pink |
|---|-------|-------|-------|-------|------------|
|  Reading | | | • | • | |
|  Fruits & Vegetables | | • | • | | |
|  Bakery | • | | | | |
|  Retail | | • | • | | |
|  Cosmetics | | | • | • | |
|  Meat | | | | | • |
|  Fish | | | | • | |
|  Seafood | | | | • | • |

LED de alta cromaticidad

Para presentación comercial de producto.

Arkosligh ofrece en algunos de sus productos la posibilidad de incorporar un LED especial, orientado a potenciar la promoción visual de bienes y productos con fines comerciales.

Se trata de un LED de alta cromaticidad, seleccionado para realzar los tonos que favorecen una percepción psicológica positiva del objeto iluminado.

Esta fuente de luz proporciona una paleta cromática más atractiva e intensa que la de un LED convencional. Esto se logra mediante una configuración específica del LED bajo un "parámetro especial de saturación", que permite que los colores y texturas de los objetos se perciban de forma más viva dentro del espectro visible.

Para ello, se eligen cuidadosamente el diodo y su fósforo de recubrimiento en función de cada aplicación.

Track 48V Surface Short

ARKOSLIGHT

48V track lighting systems are low-voltage lighting solutions based on electrified tracks. The track serves both as a physical structure and as a power carrier, allowing light modules to be placed and repositioned as needed, offering flexibility, safety, and energy efficiency. Ideal for projects that demand minimalist design, high performance, and adaptability. To configure your 48V system, you'll need to combine the following components:

1. Tracks - Available in surface, trimless, surface short, suspended (using suspension accessories with the surface track), and indirect light versions. They form the structural and electrical base of the system.
2. Connectors & Power Supply - Ensure electrical continuity between track sections and provide the 48V power input.
3. Accessories - Including end caps, joiners, mounting elements, and optional installation accessories to complete and secure the setup.



Track Options

Choose the track version required for your project configuration.

| | |
|----------------------------|-----------------------|
| TRACK 48V SURFACE SHORT 1m | A338-21-00- NT WT |
| TRACK 48V SURFACE SHORT 2m | A338-22-00- NT WT |
| TRACK 48V SURFACE SHORT 3m | A338-23-00- NT WT |

| | |
|--|-----------------------|
| TRACK 48V SURFACE SHORT Corner 90° One Plane | A338-24-00- NT WT |
| TRACK 48V SURFACE SHORT T-Joint | A338-25-00- NT |
| TRACK 48V SURFACE SHORT X-Joint | A338-26-00- NT |



Complementary track accessories

Use end caps, joiners, and gap covers to connect, close, and cleanly finish your track setup.

| | |
|-----------------------|--|
| Short End 48V | |
| A338-00-18- NT WT | |

| | |
|-----------------------------|--|
| Surface Straight Joiner 48V | |
| A338-00-11 | |

| | |
|-----------------------|--|
| Short End Feed 48V | |
| A338-00-19- NT WT | |

| | |
|---------------------|--|
| Cover Gap 1m 48V | |
| A338-00-30- N W | |

COLOUR | NT ■ RAL 9005 | WT □ RAL 9016 | N ■ RAL 9005 |

Connector options

Connectors are required to provide electrical continuity between tracks, ensuring an uninterrupted 48V flow.

Live-End Connector 48V

A338-00-01- | N |



Central Connector 48V

A338-00-02- | N |



T-Joint Connector 48V

A450-00-07- | N |



Wireless Control 48V

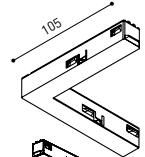
0434-01-31- | N | W |

Casambi



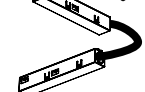
Corner 90° Connector One Plane 48V

A338-00-24- | N | W |



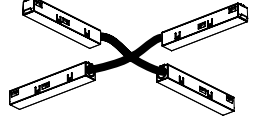
L-Joint Connector 48V

A338-00-12- | N |



X-Joint Connector 48V

A450-00-08- | N |



Power Supply Options

Select the appropriate power feed to deliver 48V to the system based on your track layout and installation type.

For all tracks

Constant Voltage LED POWER SUPPLY

| | P | V | D (A x B x C) |
|---------------------|------|-----|-----------------|
| 0434-01-61* N W | 100W | 48V | 298 x 19 x 16mm |
| 0434-01-62 | 150W | 48V | 350 x 30 x 18mm |
| 0434-01-80 | 250W | 48V | 400 x 40 x 22mm |

220 V~ / 240 V~ | *To be installed inside the track.



DROP VOLTAGE TABLE

| POWER (W) | CABLE SECTION (mm ²) | CABLE LENGTH (m) | | | |
|-----------|----------------------------------|------------------|----|----|----|
| | | 5 | 10 | 20 | 30 |
| 100 | 0,75 | 50 | 50 | X | X |
| | 1,5 | 50 | 50 | 40 | 25 |
| 150 | 0,75 | 40 | 15 | X | X |
| | 1,5 | 50 | 40 | 20 | X |
| 250 | 0,75 | 20 | X | X | X |
| | 1,5 | 35 | 20 | X | X |

Connection diagrams:

Surface



Remote driver installation

Integrated driver installation

Suspension



Aside box

Remote driver installation

Integrated driver installation

COLOUR | N ■ RAL 9005 |

Other accessories

Suspension components

For a suspended configuration, use surface components together with the following accessories:

| | | | |
|---|---------|--|--|
| SURFACE Suspension Kit (2 units) 48V | | | |
| A338-00-15- | NT WT | | |



For suspension aside box installation replace the power supply:

| | | | |
|------------------------------------|---------|------|--------|
| Wired Power Supply Case 48V | | | |
| A338-00-25- | NT WT | 150W | NO DIM |
| A338-00-26- | NT WT | 150W | DIM |

220
240 V~ INCL



Required for remote or integrated driver installation:

| | | | |
|--------------------------------|-------|--|--------|
| Suspension Feed Kit 48V | | | |
| A338-00-16- | N W | | NO DIM |
| A338-00-17- | N W | | DIM |

For remote power supply



| | | | |
|-------------|-------|--|--------|
| A338-00-27- | N W | | NO DIM |
| A338-00-28- | N W | | DIM |

For power supply inside the track

Wire trimless accessories

For installing the suspension system cleanly and discreetly – with no visible ceiling boxes or mounting elements.

FEED

| | | | |
|------------------------|-------|--|--------|
| Mains Trimless* | | | |
| A023-00-01- | W N | | NO DIM |

| | | | |
|------------------------------|-------|--|-----|
| Mains Thick Trimless* | | | |
| A023-00-02- | W N | | DIM |



PRODUCT CONFIGURATOR

Use our online configurator to design your own custom product layout. The tool will guide you through the process and automatically calculate the required drivers and accessories.

[Start your configuration ->](#)

FASTENING

| | | | |
|------------------------------|-------|--|--|
| Steel Cable Trimless* | | | |
| A023-00-05- | W N | | |



* As many pieces as needed according to your product

COLOUR | NT ■ RAL 9005 | WT □ RAL 9016 | N ■ RAL 9005 | W □ RAL 9016 |



Fuente de luz (LED) reemplazable por un profesional autorizado
 Replaceable (LED only) light source by an authorized professional.
 Source lumineuse (LED) remplaçable par un professionnel agréé
 Sorgente luminosa (LED) sostituibile da parte di un professionista autorizzato
 Austauschbare (LED) Lichtquelle durch einen autorisierten Fachmann



Equipo de control reemplazable por un profesional autorizado
 Replaceable control gear by an authorized professional
 Dispositif de commande remplaçable par un professionnel agréé
 Alimentatore sostituibile da parte di un professionista autorizzato
 Auswechselbares Betriebsgerät durch autorisierten Fachmann

Instrucciones para el final de vida y la eliminación de los componentes:

Instructions on end-of-life and component disposal:

Instructions pour la gestion des composants en fin de vie et leur mise au rebut :

Istruzioni per il fine vita e lo smaltimento dei componenti:

Anweisungen zur entsorgung der Leuchtenkomponenten:



Interrumpir la alimentación del aparato
 Cut the power supply to the luminaire
 Couper l'alimentation du luminaire
 Interrompere l'alimentazione dell'apparecchio
 Stromversorgung der Leuchte unterbrechen



Quitar la(s) fuente(s) de luz para el desecho
 Remove light source(s) for disposal
 Retirer la (les) source(s) lumineuse(s) pour l'élimination
 Rimuovere la/le sorgente/e di luce per lo smaltimento
 Lichtquelle(n) zur Entsorgung entfernen



Quitar la batería para el desecho
 Remove the battery for decommissioning
 Retirer la batterie pour sa mise au rebut
 Rimuovere la batteria per la dismissione
 Die Batterie ordnungsgemäß entsorgen



Quitar el equipo de control para el desecho
 Remove control gear for disposal
 Retirer le dispositif de commande pour l'élimination
 Rimuovere l'alimentatore per lo smaltimento
 Betriebsgerät zur Entsorgung ausbauen



Enviar los materiales a un centro de recogida RAEE
 Send the materials to a WEEE collection centre
 Envoyer les matériaux dans une déchetterie DEEE
 Inviare i materiali ad un centro di raccolta RAEE
 Die Materialien in einem WEEE-Zentrum entsorgen

