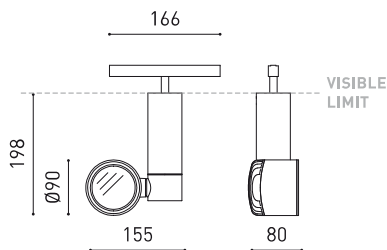




## DIMENSIONES



## ACCESORIOS



HIGH CHROMATIC LED



ANTI-GLARE HONEYCOMB LOUVER



ELLIPTICAL REFRACTOR | BEAM MIXER DIFFUSER



TRACK 48V OPTIONS

## PREMIOS



## PRODUCTO

|            |                              |
|------------|------------------------------|
| Nombre     | ZEN TUBE 48V 3 42° 2700K WTW |
| Referencia | A3411330WTW                  |
| Color      | Textured white - White track |
| RAL        | 9016                         |
| Categoría  | TRACK LIGHTS                 |

## FUENTE DE LUZ

|                                  |                  |
|----------------------------------|------------------|
| Tipo                             | LED              |
| Flujo Luminoso                   | 3070 lm          |
| Temperatura de color             | 2700 K           |
| Estabilidad cromática            | MacAdam Step 2   |
| Índice de reproducción cromática | CRI > 90         |
| Potencia                         | 23 W             |
| Corriente                        | 700 mA           |
| Eficacia                         | 133 lm/W         |
| Horas de Vida del LED            | L90B10 > 55.000h |

## LUMINARIA | DATOS FOTOMÉTRICOS

|                       |     |
|-----------------------|-----|
| Eficiencia Lumínica   | 90% |
| Ángulo del haz de luz | 42° |

## LUMINARIA | DATOS ELÉCTRICOS

|                              |          |
|------------------------------|----------|
| Driver                       | Included |
| Potencia del sistema         | 24,55 W  |
| Tensión                      | 48Vdc    |
| Regulación                   | No Dim   |
| Clase de seguridad eléctrica | II       |

## OTROS DATOS

|                       |                         |
|-----------------------|-------------------------|
| Estanqueidad          | IP20                    |
| Control inalámbrico   | Please Consult          |
| Ángulo de basculación | 270°                    |
| Ángulo de giro        | 360°                    |
| Tipo de carril        | Track 48V               |
| Peso                  | 835 g                   |
| Peso con embalaje     | 1005 g                  |
| Dimensiones embalaje  | 274 x 228 x 98 mm       |
| Unidades por embalaje | 1                       |
| Materiales            | Aluminium / Glass-Trans |

DIAGRAMA POLAR

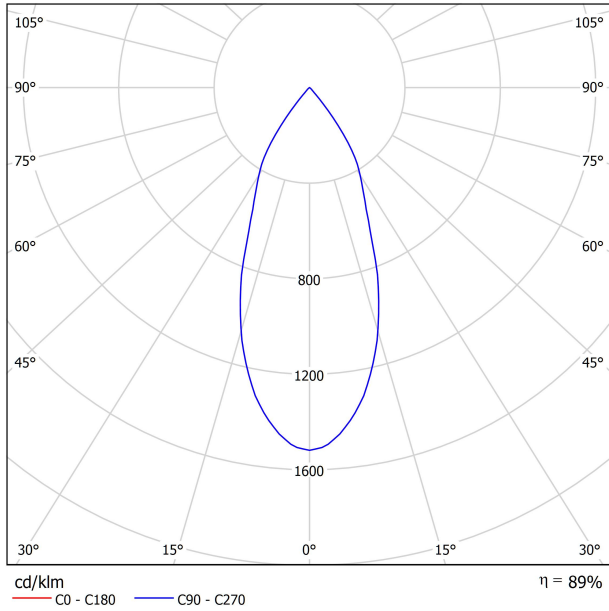
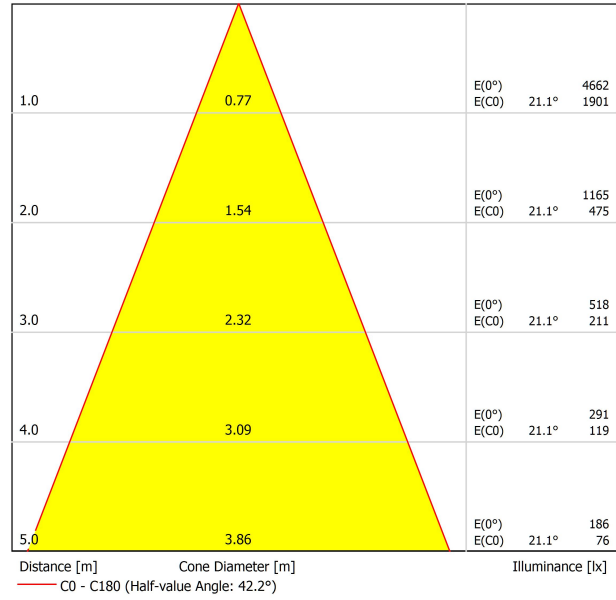


DIAGRAMA CÓNICO



| Vivid Model<br>Colour Temperature | 2700K | 3000K | 3500K | 4000K | Light Pink |
|-----------------------------------|-------|-------|-------|-------|------------|
| 📖 Reading                         |       |       | •     | •     |            |
| 🥬 Fruits & Vegetables             |       | •     | •     |       |            |
| 🍞 Bakery                          | •     |       |       |       |            |
| 👤 Retail                          |       | •     | •     |       |            |
| 💄 Cosmetics                       |       |       | •     | •     |            |
| 🥩 Meat                            |       |       |       |       | •          |
| 🐟 Fish                            |       |       |       | •     |            |
| 🐠 Seafood                         |       |       |       | •     | •          |



For some of its products, Arkoslight offers the possibility to provide them with a special LED, designed to create an illumination focused on visually promoting goods or products for commercial purposes. It is a high chromaticity LED, capable of identifying the colour shades that produce a positive psychological perception of the illuminated object.

This special LED lighting source offers a much more attractive and intense colour range than a conventional LED, besides being much wider. Technically, this is possible thanks to a special LED setting that includes a «special saturation parameter», capable of highlighting the objects colours and materials in such a way that they seem more attractive within the visible light spectrum. To achieve this performance, in each case, the appropriate diode and specific phosphor coating are carefully selected.



|           | PRODUCT                     |
|-----------|-----------------------------|
| Model     | Anti-glare Honeycomb Louver |
| Reference | 07020200                    |
| Category  | Accessories                 |

NOT SOLD SEPARATELY.



Accessory made up of louvers in the shape of a honeycomb panel to reduce glare and the effects of direct rays of vision.



|           | PRODUCT              |
|-----------|----------------------|
| Model     | Elliptical Refractor |
| Reference | 07000800             |
| Category  | Accessories          |

NOT SOLD SEPARATELY.

Lens that modifies the light beam to achieve an elliptical shape through light refraction in its optical glass.



|           | PRODUCT             |
|-----------|---------------------|
| Model     | Beam Mixer Diffuser |
| Reference | 08050200            |
| Category  | Accessories         |

NOT SOLD SEPARATELY.

The Beam Mixer Diffuser is used to smooth beam artifacts caused by parabolic, Fresnel, or TIR lens collimators without significant broadening.

The unique mixing design provides superior far-field smoothing and color mixing with high on-axis brightness. Compared with traditional diffusers, it maintains higher central beam candlepower (CBCP), and produce less undesirable "field light" at higher angles.



## TRACK 48V TRIMLESS

|  |                      |
|--|----------------------|
| TRACK 48V TRIMLESS 1m                    | A338-01-00-   N   WT |
| TRACK 48V TRIMLESS 2m                    | A338-02-00-   N   WT |
| TRACK 48V TRIMLESS 3m                    | A338-03-00-   N   WT |
| TRACK 48V TRIMLESS Corner 90° One Plane  | A338-06-00-   N   WT |
| TRACK 48V TRIMLESS Corner 90° Two Planes | A338-07-00-   N   WT |

PLASTERBOARD CEILING, MANDATORY THICKNESS 12,5mm.  
RECOMMENDED FOR INSTALLATIONS WHERE THE PROFILE CAN BE  
INSTALLED BEFORE THE FALSE PLASTERBOARD CEILING.



TRIMLESS INSTALLATION GUIDE  
<https://youtu.be/tgGsQdaYe-w>



## TRACK 48V SURFACE

|  |                       |
|--|-----------------------|
| TRACK 48V SURFACE 1m                   | A338-11-00-   NT   WT |
| TRACK 48V SURFACE 2m                   | A338-12-00-   NT   WT |
| TRACK 48V SURFACE 3m                   | A338-13-00-   NT   WT |
| TRACK 48V SURFACE Corner 90° One Plane | A338-14-00-   NT   WT |
| TRACK 48V SURFACE T-Joint              | A338-15-00-   NT      |
| TRACK 48V SURFACE X-Joint              | A338-16-00-   NT      |



## TRACK 48V SURFACE SHORT

|  |                       |
|--|-----------------------|
| TRACK 48V SURFACE SHORT 1m                   | A338-21-00-   NT   WT |
| TRACK 48V SURFACE SHORT 2m                   | A338-22-00-   NT   WT |
| TRACK 48V SURFACE SHORT 3m                   | A338-23-00-   NT   WT |
| TRACK 48V SURFACE SHORT Corner 90° One Plane | A338-24-00-   NT   WT |
| TRACK 48V SURFACE SHORT T-Joint              | A338-25-00-   NT      |
| TRACK 48V SURFACE SHORT X-Joint              | A338-26-00-   NT      |



COLOUR | N ■ RAL 9005 | NT ■ RAL 9005 | WT □ RAL 9016 |

### TRACK 48V TRIMLESS Corner 90° One Plane



\*Electrical connection not included

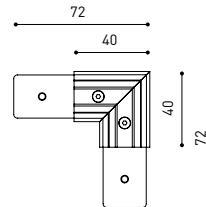
### TRACK 48V TRIMLESS Corner 90° Two Planes



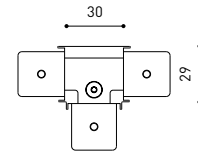
\*Electrical connection not included



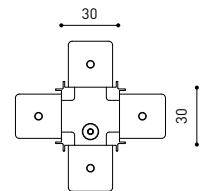
### TRACK 48V SURFACE Corner 90° One Plane



### T-Joint

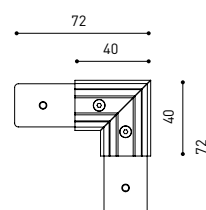


### X-Joint

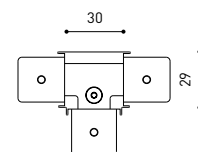


Electrical connection not included | Straight joiner included

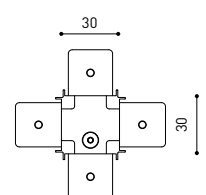
### TRACK 48V SURFACE SHORT Corner 90° One Plane



### T-Joint



### X-Joint



Electrical connection not included | Straight joiner included



CONSTANT VOLTAGE  
LED POWER SUPPLY

|                     | P    | V   | D (A x B x C)   |
|---------------------|------|-----|-----------------|
| 0434-01-61*   N   W | 100W | 48V | 298 x 19 x 16mm |
| 0434-01-69*   N   W | 250W | 48V | 268 x 22 x 44mm |
| 0434-01-62          | 150W | 48V | 350 x 30 x 18mm |
| 0434-01-80          | 250W | 48V | 400 x 40 x 22mm |

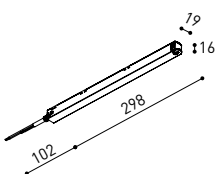
220  
240 V~ | \*To be installed inside the track.

**i** » 282

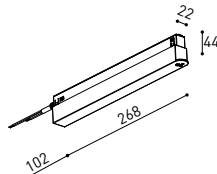
DROP VOLTAGE TABLE

| POWER (W) | CABLE SECTION (mm <sup>2</sup> ) | CABLE LENGTH (m) |    |    |    |
|-----------|----------------------------------|------------------|----|----|----|
|           |                                  | 5                | 10 | 20 | 30 |
| 100       | 0,75                             | 50               | 50 | X  | X  |
|           | 1,5                              | 50               | 50 | 40 | 25 |
| 150       | 0,75                             | 40               | 15 | X  | X  |
|           | 1,5                              | 50               | 40 | 20 | X  |
| 250       | 0,75                             | 20               | X  | X  | X  |
|           | 1,5                              | 35               | 20 | X  | X  |

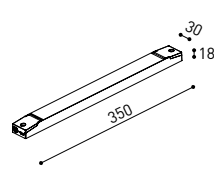
LED POWER SUPPLY  
0434-01-61



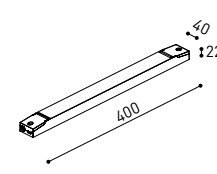
LED POWER SUPPLY  
0434-01-69 \*\*



LED POWER SUPPLY  
0434-01-62



LED POWER SUPPLY  
0434-01-80



\*\*Not recommended for Track 48V Surface Short



ALL 48V TRACK



Live-End Connector 48V  
A338-00-01- | N | W |

L-Joint Connector 48V  
A338-00-12- | N | W |

T-Joint Connector 48V  
A450-00-07- | N |

Wireless Control 48V  
0434-01-31- | N | W | Casambi/AAG Stucchi App

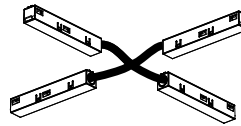


Central Connector 48V  
A338-00-02- | N | W |



Corner 90° Connector One Plane 48V  
A338-00-24- | N | W |

\*Not suitable for trimless version

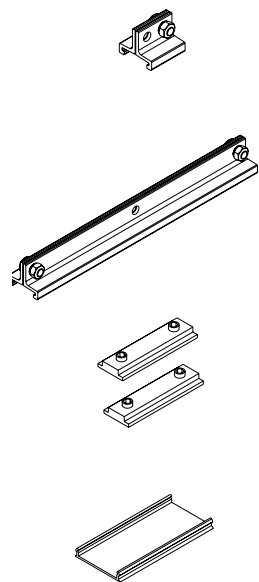


X-Joint Connector 48V  
A450-00-08- | N |



Cover Gap 1m 48V  
A338-00-30- | N | W |

TRIMLESS 48V



Trimless T-Bracket 48V  
A338-00-03

Trimless Long T-Bracket 48V  
A338-00-04

Trimless Straight Joiner 48V (2 Units)  
A338-00-05- | N | WT |

Trimless Plaster Installation Guard 1m 48V  
A338-00-21



Trimless Clamp for M6 ROD 48V  
A338-00-09

\*See accessories quantities



Trimless Track Clamp 48V  
A338-00-10

\*See accessories quantities



Trimless Suspension Kit 48V  
A338-00-08

\*See accessories quantities

\* SUGGESTED MOUNTING ACCESSORIES QUANTITIES

- 1000mm - 2 Pcs.
- 2000mm - 3 Pcs.
- 3000mm - 4 Pcs.

COLOUR | N ■ RAL 9005 | W □ RAL 9016 | NT ■ RAL 9005 | WT □ RAL 9016 |

## TRIMLESS, SURFACE & SUSPENSION 48V



**End 48V**  
A338-00-06- | NT | WT |



**End feed 48V**  
A338-00-07- | NT | WT |

## SURFACE & SUSPENSION SHORT 48V



**Short End 48V**  
A338-00-18- | NT | WT |



**Short End feed 48V**  
A338-00-19- | NT | WT |

## SURFACE & SURFACE SHORT 48V



**Power Supply Case 48V**  
A338-00-29- | NT | WT | 150 W

220 V ~ 240 V ~ To be installed aside 48V Surface Tracks  
INCL



**Surface Straight Joiner 48V**  
A338-00-11

## SUSPENSION & SUSPENSION SHORT 48V



**Wired Power Supply Case 48V**

A338-00-25- | NT | WT | 150 W NO DIM  
A338-00-26- | NT | WT | 150 W DIM

220 V ~ 240 V ~ INCL



**Suspension Kit 48V (2 units)**  
A338-00-15- | NT | WT |



**Suspension Feed Kit 48V**

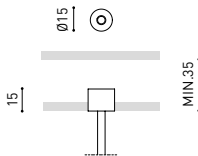
A338-00-16- | N | W | NO DIM  
A338-00-17- | N | W | DIM

For remote power supply

A338-00-27- | N | W | NO DIM  
A338-00-28- | N | W | DIM

For power supply inside the track

## WIRE TRIMLESS ACCESSORIES

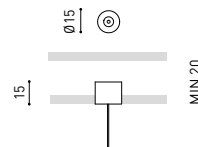


**FEED**

**MAINS TRIMLESS\***  
A023-00-01- | W | N | NO DIM

**MAINS THICK TRIMLESS\***  
A023-00-02- | W | N | DIM


REMOTE INCL Ø20



**FASTENING**

**STEEL CABLE TRIMLESS\***  
A023-00-05- | W | N |

INCL Ø20



\* AS MANY PIECES AS NEEDED ACCORDING TO YOUR PRODUCT

COLOUR | N ■ RAL 9005 | W □ RAL 9016 | NT ■ RAL 9005 | WT □ RAL 9016 |



Fuente de luz (LED) reemplazable por un profesional autorizado

Replaceable (LED only) light source by an authorized professional.

Source lumineuse (LED) remplaçable par un professionnel agréé

Sorgente luminosa (LED) sostituibile da parte di un professionista autorizzato

Austauschbare (LED) Lichtquelle durch einen autorisierten Fachmann



Equipo de control reemplazable por un profesional autorizado

Replaceable control gear by an authorized professional

Dispositif de commande remplaçable par un professionnel agréé

Alimentatore sostituibile da parte di un professionista autorizzato

Auswechselbares Betriebsgerät durch autorisierten Fachmann

INSTRUCCIONES PARA EL FINAL DE VIDA Y LA ELIMINACIÓN LOS COMPONENTES  
 INSTRUCTIONS ON END-OF-LIFE AND COMPONENT DISPOSAL  
 INSTRUCTIONS POUR LA GESTION DES COMPOSANTS EN FIN DE VIE ET LEUR MISE AU REBUT  
 ISTRUZIONI PER IL FINE VITA E LO SMALTIMENTO DEI COMPONENTI  
 ANWEISUNGEN ZUR ENTSORGUNG DER LEUCHTENKOMPONENTEN



Interrumpir la alimentación del aparato  
 Cut the power supply to the luminaire  
 Couper l'alimentation du luminaire  
 Interrompere l'alimentazione dell'apparecchio  
 Stromversorgung der Leuchte unterbrechen



Quitar la(s) fuente(s) de luz para el desecho  
 Remove light source(s) for disposal  
 Retirer la (les) source(s) lumineuse(s) pour l'élimination  
 Rimuovere la/le sorgente/e di luce per lo smaltimento  
 Lichtquelle(n) zur Entsorgung entfernen



Quitar la batería para el desecho  
 Remove the battery for decommissioning  
 Retirer la batterie pour sa mise au rebut  
 Rimuovere la batteria per la dismissione  
 Die Batterie ordnungsgemäß entsorgen



Quitar el equipo de control para el desecho  
 Remove control gear for disposal  
 Retirer le dispositif de commande pour l'élimination  
 Rimuovere l'alimentatore per lo smaltimento  
 Betriebsgerät zur Entsorgung ausbauen



Enviar los materiales a un centro de recogida RAEE  
 Send the materials to a WEEE collection centre  
 Envoyer les matériaux dans une déchetterie DEEE  
 Inviare i materiali ad un centro di raccolta RAEE  
 Die Materialien in einem WEEE-Zentrum entsorgen

