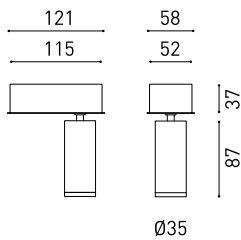




## Dimensions



## Accessories



ANTI-GLARE HONEYCOMB  
LOUVER

Name	FIT 35 SURFACE SPOT DIM PH.CUT 3000K WT
Reference	A3453511WT
Colour	Textured white
Base Finishing	Textured white
RAL	9016
Category	SURFACE

## PRODUCT

Type	LED
Gross luminous flux	660 lm
Colour temperature	3000 K
Chromatic stability	MacAdam Step 2
Colour Rendering Index	CRI>90
Power	5,5 W
Current	500 mA
Efficacy	115 lm/W
LED lifespan	L90B10 >108.000h
Energy efficiency class	F

## LIGHT SOURCE

Lighting efficiency	85%
Light beam angle	20°

## LIGHTING FIXTURE | PHOTOMETRIC DATA

Driver	Included
Power values of the system	7,59 W
Frequency	50/60 Hz
Dimming	Phase Cut - Other DIM, please consult
Electrical insulation class	<input type="checkbox"/>

## LIGHTING FIXTURE | ELECTRICAL DATA

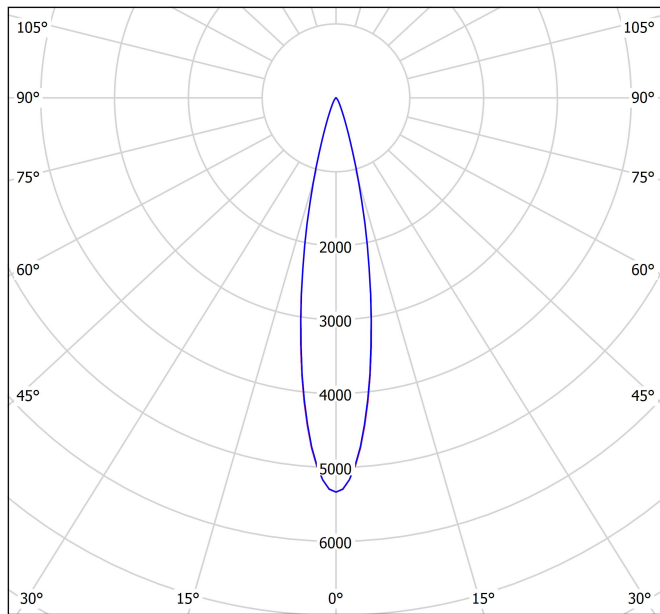
Sealing	IP20
Swivel angle	90°
Rotation angle	355°
Weight	470 g
Packaged weight	555 g
Packaging dimensions	168 x 160 x 68 mm
Units per package	1
Materials	Aluminium / Polycarbonate

## OTHER DATA



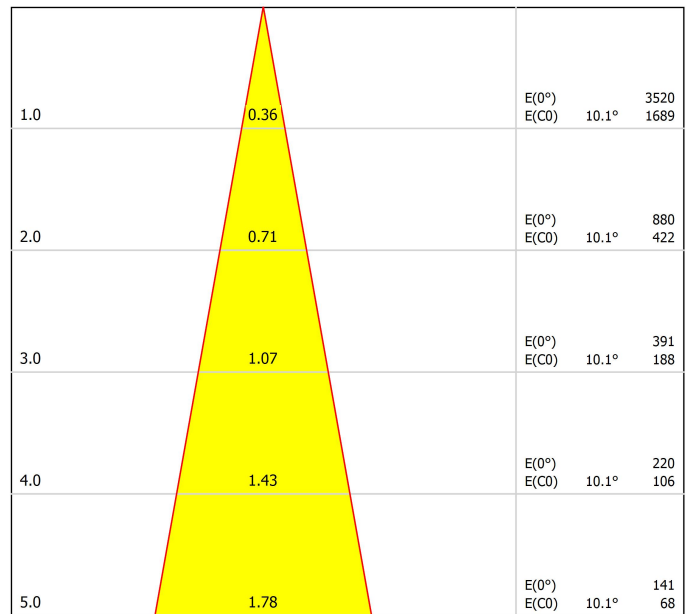
Fit 35 Surface is a multipurpose surface projector with rational geometry. Its range of movement enables illuminating spaces while maintaining a contemporary and minimalist aesthetic.

## Polar diagram



cd/klm — C0 - C180 — C90 - C270 η = 85%

## Conical diagram



Distance [m] Cone Diameter [m] Illuminance [lx]  
— C0 - C180 (Half-value Angle: 20.2°)

## UGR

Glare Evaluation According to UGR											
p Ceiling		70	70	50	50	30	70	70	50	50	30
p Walls		50	30	50	30	30	50	30	50	30	30
p Floor		20	20	20	20	20	20	20	20	20	20
Room Size X	Y	Viewing direction at right angles to lamp axis					Viewing direction parallel to lamp axis				
2H	2H	7.3	8.0	7.6	8.2	8.4	8.7	9.3	8.9	9.5	9.7
	3H	9.2	9.8	9.5	10.1	10.3	9.5	10.1	9.8	10.4	10.6
	4H	11.0	11.6	11.3	11.8	12.1	11.3	11.8	11.6	12.1	12.3
	6H	11.9	12.4	12.2	12.7	13.0	11.8	12.3	12.1	12.6	12.8
	8H	12.0	12.5	12.3	12.8	13.1	11.8	12.3	12.2	12.6	12.9
12H	12.1	12.6	12.4	12.9	13.2	13.0	13.5	13.4	13.8	14.1	
4H	2H	8.1	8.7	8.4	8.9	9.2	9.1	9.7	9.4	10.0	10.2
	3H	9.8	10.3	10.2	10.6	10.9	10.0	10.5	10.4	10.8	11.1
	4H	11.8	12.2	12.2	12.6	12.9	11.9	12.3	12.3	12.6	13.0
	6H	13.0	13.3	13.4	13.7	14.0	12.6	13.0	13.0	13.3	13.7
	8H	13.1	13.4	13.5	13.8	14.2	12.8	13.1	13.2	13.4	13.8
12H	13.3	13.5	13.7	13.9	14.3	14.3	14.6	14.7	15.0	15.4	
8H	4H	12.3	12.6	12.8	13.0	13.4	12.4	12.7	12.8	13.1	13.5
	6H	13.4	13.6	13.9	14.1	14.5	13.1	13.3	13.6	13.8	14.2
	8H	13.6	13.8	14.1	14.2	14.7	13.4	13.6	13.8	14.0	14.5
	12H	14.0	14.1	14.4	14.6	15.1	15.3	15.5	15.8	15.9	16.4
	4H	12.3	12.6	12.8	13.0	13.4	12.4	12.6	12.8	13.0	13.5
6H	13.4	13.6	13.9	14.1	14.5	13.2	13.3	13.6	13.8	14.2	
8H	13.7	13.9	14.2	14.3	14.8	13.6	13.7	14.0	14.2	14.7	
Variation of the observer position for the luminaire distances S											
S = 1.0H		+1.7 / -0.8					+1.4 / -0.7				
S = 1.5H		+3.4 / -1.4					+2.9 / -1.1				
S = 2.0H		+5.1 / -2.0					+4.5 / -2.4				
Standard table		BK03					BK04				
Correction Summand							-1.5				
Corrected Glare Indices referring to 630lm Total Luminous Flux											



## DRIVER

0000-94-44	DRIVER PHASE CUT 7W 500mA
------------	---------------------------

## PHASE CUT DIMMERS TESTED FOR COMPATIBILITY:

Brand / Manufacturer	Model number	Dimming Type
Busch-Jaeger	6523 U-102	Trailing edge
Busch-Jaeger	6523 UR-103	Trailing edge
Niko	310-0190X	Trailing edge
Jung	LB-Management	Trailing edge
HZC Electric	AU-P3	Trailing edge
Philips	SED-200A	Trailing edge
Merten/Schneider	SBD315RC	Trailing edge
Etman	ETM327	Trailing edge
Etman	ETM329	Trailing edge
Etman (EGANT)	U321V2	Trailing edge
Casambi	CBU-TED	Trailing edge

THE PARTICULAR CONDITIONS OF EACH INSTALLATION AND THE SPECIFICATIONS AND CONDITIONS OF USE OF EACH REGULATOR, MAY DIFFER FROM THOSE CONSIDERED IN THE COMPATIBILITY TESTING, AND AFFECT ITS PERFORMANCE IN SAID INSTALLATION.



	PRODUCT
Model	Anti-glare Honeycomb Louver
Reference	A3450000
Category	Accessories

NOT SOLD SEPARATELY.



## Anti-glare Honeycomb Louver

Accessory featuring a honeycomb structure designed to control the light beam, reduce glare, and prevent direct exposure to the light source.



Fuente de luz (LED) reemplazable por un profesional autorizado

Replaceable (LED only) light source by an authorized professional.

Source lumineuse (LED) remplaçable par un professionnel agréé

Sorgente luminosa (LED) sostituibile da parte di un professionista autorizzato

Austauschbare (LED) Lichtquelle durch einen autorisierten Fachmann



Equipo de control reemplazable por un profesional autorizado

Replaceable control gear by an authorized professional

Dispositif de commande remplaçable par un professionnel agréé

Alimentatore sostituibile da parte di un professionista autorizzato

Auswechselbares Betriebsgerät durch autorisierten Fachmann

## Instrucciones para el final de vida y la eliminación de los componentes:

### Instructions on end-of-life and component disposal:

### Instructions pour la gestion des composants en fin de vie et leur mise au rebut :

### Istruzioni per il fine vita e lo smaltimento dei componenti:

### Anweisungen zur entsorgung der Leuchtenkomponenten:



Interrumpir la alimentación del aparato  
Cut the power supply to the luminaire  
Couper l'alimentation du luminaire  
Interrompere l'alimentazione dell'apparecchio  
Stromversorgung der Leuchte unterbrechen



Quitar la(s) fuente(s) de luz para el desecho  
Remove light source(s) for disposal  
Retirer la (les) source(s) lumineuse(s) pour l'élimination  
Rimuovere la/le sorgente/e di luce per lo smaltimento  
Lichtquelle(n) zur Entsorgung entfernen



Quitar la batería para el desecho  
Remove the battery for decommissioning  
Retirer la batterie pour sa mise au rebut  
Rimuovere la batteria per la dismissione  
Die Batterie ordnungsgemäß entsorgen



Quitar el equipo de control para el desecho  
Remove control gear for disposal  
Retirer le dispositif de commande pour l'élimination  
Rimuovere l'alimentatore per lo smaltimento  
Betriebsgerät zur Entsorgung ausbauen



Enviar los materiales a un centro de recogida RAEE  
Send the materials to a WEEE collection centre  
Envoyer les matériaux dans une déchetterie DEEE  
Inviare i materiali ad un centro di raccolta RAEE  
Die Materialien in einem WEEE-Zentrum entsorgen

