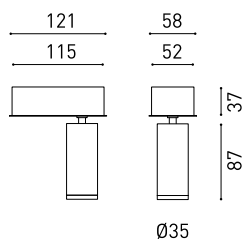




## DIMENSIONES



## ACCESORIOS

ANTI-GLARE HONEYCOMB  
LOUVER

Nombre	FIT 35 SURFACE SPOT DIM PH.CUT 4000K NT
Referencia	A3453512NT
Color	Textured black
Color Base	Textured black
RAL	9005
Categoría	SURFACE

## FUENTE DE LUZ

Tipo	LED
Flujo Luminoso	710 lm
Temperatura de color	4000 K
Estabilidad cromática	MacAdam Step 2
Índice de reproducción cromática	CRI > 90
Potencia	5,5 W
Corriente	500 mA
Eficacia	127 lm/W
Horas de Vida del LED	L90B10 > 108.000h

## LUMINARIA | DATOS FOTOMÉTRICOS

Eficiencia Lumínica	85%
Ángulo del haz de luz	20°

## LUMINARIA | DATOS ELÉCTRICOS

Driver	Included
Potencia del sistema	7,59 W
Tensión	220V/240V
Frecuencia	50/60 Hz
Regulación	Phase Cut - Other DIM, please consult
Clase de seguridad eléctrica	<input type="checkbox"/>

## OTROS DATOS

Estanqueidad	IP20
Ángulo de basculación	90°
Ángulo de giro	355°
Peso	470 g
Peso con embalaje	555 g
Dimensiones embalaje	168 x 160 x 68 mm
Unidades por embalaje	1
Materiales	Aluminium / Polycarbonate



Fit 35 Surface is a multipurpose surface projector with rational geometry. Its range of movement enables illuminating spaces while maintaining a contemporary and minimalist aesthetic.

DIAGRAMA POLAR

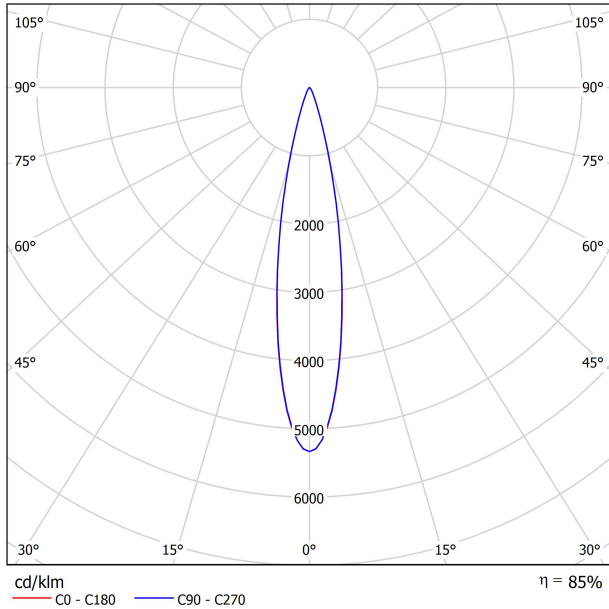
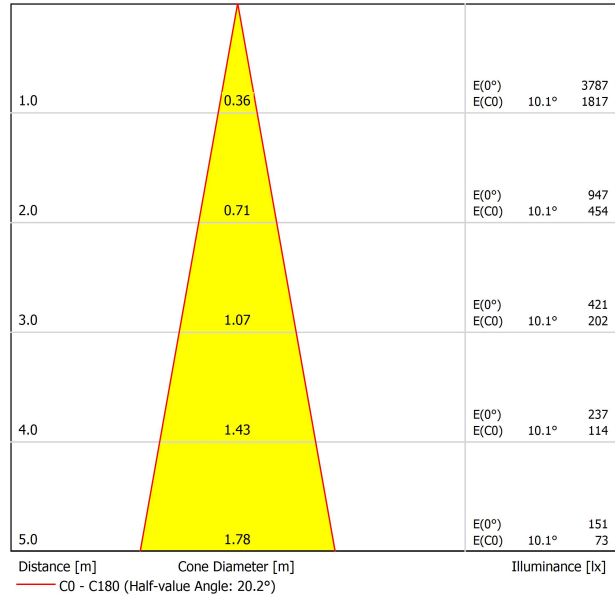


DIAGRAMA CÓNICO



UGR

Glare Evaluation According to UGR											
ρ Ceiling		70	70	50	50	30	70	70	50	50	30
ρ Walls		50	30	50	30	30	50	30	50	30	30
ρ Floor		20	20	20	20	20	20	20	20	20	20
Room Size X Y		Viewing direction at right angles to lamp axis					Viewing direction parallel to lamp axis				
2H	2H	7.7	8.4	8.0	8.6	8.8	9.0	9.7	9.3	9.9	10.1
	3H	9.6	10.2	9.9	10.4	10.7	9.9	10.5	10.2	10.7	11.0
	4H	11.4	11.9	11.7	12.2	12.4	11.6	12.2	11.9	12.4	12.7
	6H	12.3	12.8	12.6	13.1	13.4	12.1	12.6	12.4	12.9	13.2
	8H	12.4	12.9	12.7	13.2	13.5	12.2	12.7	12.5	13.0	13.3
4H	12H	12.5	12.9	12.8	13.2	13.6	13.4	13.9	13.7	14.2	14.5
	2H	8.5	9.1	8.8	9.3	9.6	9.5	10.1	9.8	10.3	10.6
	3H	10.2	10.7	10.5	11.0	11.3	10.4	10.9	10.7	11.2	11.5
	4H	12.2	12.6	12.6	12.9	13.3	12.3	12.7	12.6	13.0	13.3
	6H	13.3	13.7	13.7	14.0	14.4	13.0	13.3	13.4	13.7	14.1
8H	8H	13.5	13.7	13.9	14.1	14.5	13.1	13.4	13.5	13.8	14.2
	12H	13.6	13.9	14.1	14.3	14.7	14.7	14.9	15.1	15.3	15.7
	4H	12.7	13.0	13.1	13.4	13.8	12.7	13.0	13.2	13.4	13.8
	6H	13.8	14.0	14.2	14.4	14.9	13.5	13.7	13.9	14.1	14.6
	8H	14.0	14.2	14.4	14.6	15.1	13.8	13.9	14.2	14.4	14.8
12H	12H	14.3	14.5	14.8	14.9	15.4	15.7	15.8	16.2	16.3	16.8
	4H	12.7	13.0	13.1	13.4	13.8	12.8	13.0	13.2	13.4	13.8
	6H	13.8	14.0	14.3	14.4	14.9	13.5	13.7	14.0	14.1	14.6
8H	14.1	14.2	14.6	14.7	15.2	13.9	14.1	14.4	14.5	15.0	
Variation of the observer position for the luminaire distances S											
S = 1.0H		+1.7 / -0.8					+1.4 / -0.7				
S = 1.5H		+3.4 / -1.4					+2.9 / -1.1				
S = 2.0H		+5.1 / -2.0					+4.5 / -2.4				
Standard table		BK03					BK04				
Correction Summand		-2.3					-1.5				
Corrected Glare Indices referring to 700lm Total Luminous Flux											



## DRIVER

0000-94-44	DRIVER PHASE CUT 7W 500mA
------------	---------------------------

## PHASE CUT DIMMERS TESTED FOR COMPATIBILITY:

Brand / Manufacturer	Model number	Dimming Type
Busch-Jaeger	6523 U-102	Trailing edge
Busch-Jaeger	6523 UR-103	Trailing edge
Niko	310-0190X	Trailing edge
Jung	LB-Management	Trailing edge
HZC Electric	AU-P3	Trailing edge
Philips	SED-200A	Trailing edge
Merten/Schneider	SBD315RC	Trailing edge
Etman	ETM327	Trailing edge
Etman	ETM329	Trailing edge
Etman (EGANT)	U321V2	Trailing edge
Casambi	CBU-TED	Trailing edge

THE PARTICULAR CONDITIONS OF EACH INSTALLATION AND THE SPECIFICATIONS AND CONDITIONS OF USE OF EACH REGULATOR, MAY DIFFER FROM THOSE CONSIDERED IN THE COMPATIBILITY TESTING, AND AFFECT ITS PERFORMANCE IN SAID INSTALLATION.



	PRODUCT
Model	Anti-glare Honeycomb Louver
Reference	A345-00-00
Category	Accessories

NOT SOLD SEPARATELY.



Accessory made up of louver in the shape of a honeycomb panel to reduce glare and the effects of direct rays of vision.



Fuente de luz (LED) reemplazable por un profesional autorizado

Replaceable (LED only) light source by an authorized professional.

Source lumineuse (LED) remplaçable par un professionnel agréé

Sorgente luminosa (LED) sostituibile da parte di un professionista autorizzato

Austauschbare (LED) Lichtquelle durch einen autorisierten Fachmann



Equipo de control reemplazable por un profesional autorizado

Replaceable control gear by an authorized professional

Dispositif de commande remplaçable par un professionnel agréé

Alimentatore sostituibile da parte di un professionista autorizzato

Auswechselbares Betriebsgerät durch autorisierten Fachmann

INSTRUCCIONES PARA EL FINAL DE VIDA Y LA ELIMINACIÓN LOS COMPONENTES  
 INSTRUCTIONS ON END-OF-LIFE AND COMPONENT DISPOSAL  
 INSTRUCTIONS POUR LA GESTION DES COMPOSANTS EN FIN DE VIE ET LEUR MISE AU REBUT  
 ISTRUZIONI PER IL FINE VITA E LO SMALTIMENTO DEI COMPONENTI  
 ANWEISUNGEN ZUR ENTSORGUNG DER LEUCHTENKOMPONENTEN



Interrumpir la alimentación del aparato  
 Cut the power supply to the luminaire  
 Couper l'alimentation du luminaire  
 Interrompere l'alimentazione dell'apparecchio  
 Stromversorgung der Leuchte unterbrechen



Quitar la(s) fuente(s) de luz para el desecho  
 Remove light source(s) for disposal  
 Retirer la (les) source(s) lumineuse(s) pour l'élimination  
 Rimuovere la/le sorgente/e di luce per lo smaltimento  
 Lichtquelle(n) zur Entsorgung entfernen



Quitar la batería para el desecho  
 Remove the battery for decommissioning  
 Retirer la batterie pour sa mise au rebut  
 Rimuovere la batteria per la dismissione  
 Die Batterie ordnungsgemäß entsorgen



Quitar el equipo de control para el desecho  
 Remove control gear for disposal  
 Retirer le dispositif de commande pour l'élimination  
 Rimuovere l'alimentatore per lo smaltimento  
 Betriebsgerät zur Entsorgung ausbauen



Enviar los materiales a un centro de recogida RAEE  
 Send the materials to a WEEE collection centre  
 Envoyer les matériaux dans une déchetterie DEEE  
 Inviare i materiali ad un centro di raccolta RAEE  
 Die Materialien in einem WEEE-Zentrum entsorgen

