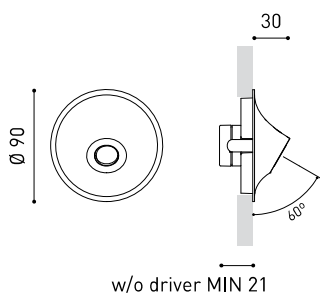




DIMENSIONES



ACCESORIOS



DRIVER OPTIONS



CONCRETE BOX ACCESSORY

PREMIOS



PRODUCTO

Nombre	RHINO W/O EQ 2700K NT
Referencia	A3510000NT
Color	Textured black
RAL	9005
Categoría	WALL, FLOOR & PORTABLE

FUENTE DE LUZ

Tipo	LED
Flujo Luminoso	105 / 190 / 255 lm
Temperatura de color	2700 K
Estabilidad cromática	MacAdam Step 3
Índice de reproducción cromática	CRI > 90
Potencia	1 / 2 / 3 W
Eficacia	105 / 95 / 85 lm/W
Horas de Vida del LED	L90B10 > 102.000h

LUMINARIA | DATOS FOTOMÉTRICOS

Eficiencia Lumínica	90%
Ángulo del haz de luz	35°

LUMINARIA | DATOS ELÉCTRICOS

Driver	Excluded: Must be placed on remote
Regulación	No Dim / DALI / Push
Clase de seguridad eléctrica	⚡

OTROS DATOS

Estanqueidad	IP20
Control inalámbrico	Please Consult
Medidas de empotramiento	Ø79 mm
Peso	149 g
Peso con embalaje	190 g
Dimensiones embalaje	110 x 100 x 72 mm
Unidades por embalaje	1
Materiales	Aluminium / Polycarbonate



Rhino is a floor wash light that stands out slightly from the wall, cleanly and directly projecting the light obliquely. By doing so, it breaks away from the two design dogmas of this type of luminaire: it relinquishes absolute recessed installation and avoids directing the beam to the exterior, availing itself of rebound surfaces. With this, it has the advantage of being a luminaire with outstanding light efficiency –among its alternatives – defining it from the aesthetic viewpoint.

DIAGRAMA POLAR

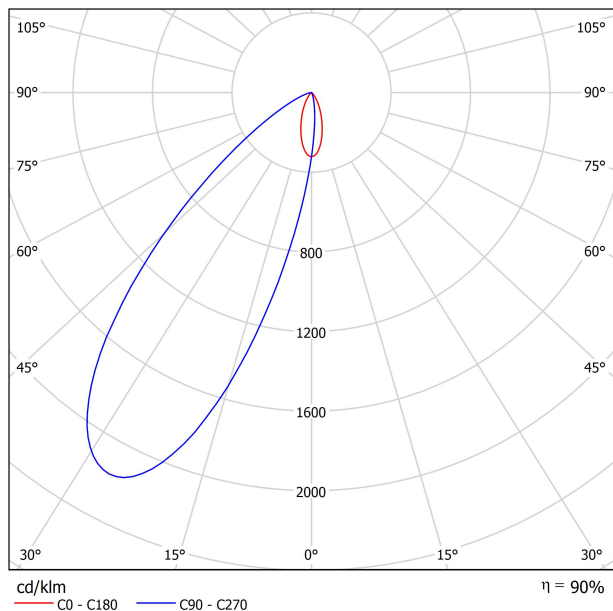
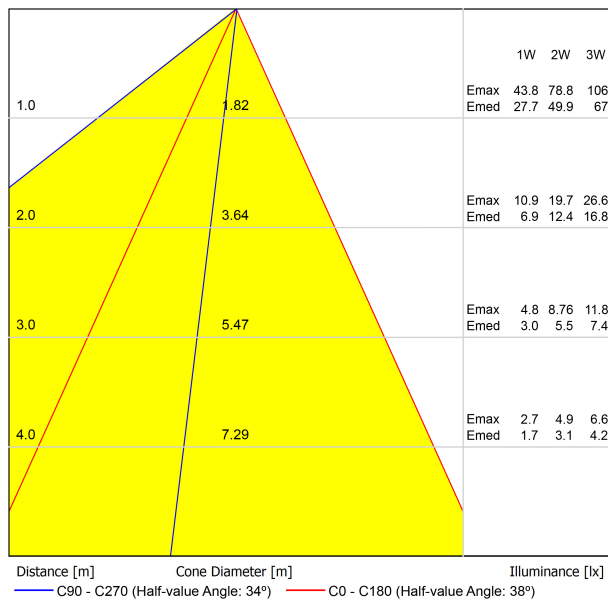
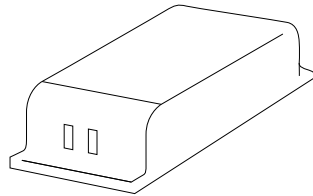


DIAGRAMA CÓNICO

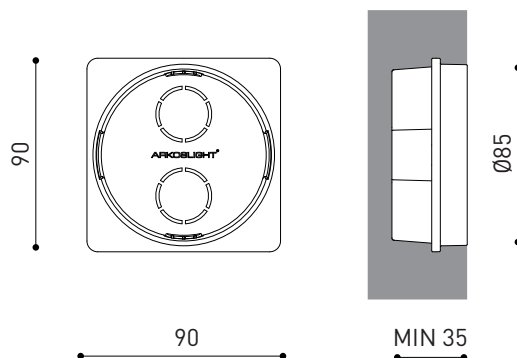




DRIVER OPTIONS*		P	I	
 NO DIM	0434-00-39	1W	350mA	1 to 12 RHINO
	0434-00-40	2W	700mA	1 to 12 RHINO
	0434-00-41	3W	1050mA	1 to 11 RHINO
 DALI / PUSH	0434-01-23	1W	350mA	1 to 20 RHINO
	0434-01-25	2W	700mA	1 to 20 RHINO
	0434-01-26	3W	1050mA	1 to 16 RHINO

220
240 V~

Driver must be placed on remote



	PRODUCT
Model	Rhino Concrete box Accessory
Reference	A351-90-00
Category	Accessories



Rhino's auxiliary box allows it to be installed inside concrete walls. (It is not needed when installed in cardboard or plaster walls).

This accessory can be purchased independently, for the subsequent placement of Rhino once the works have been finished.



Fuente de luz (LED) reemplazable por un profesional autorizado

Replaceable (LED only) light source by an authorized professional.

Source lumineuse (LED) remplaçable par un professionnel agréé

Sorgente luminosa (LED) sostituibile da parte di un professionista autorizzato

Austauschbare (LED) Lichtquelle durch einen autorisierten Fachmann



Equipo de control reemplazable por un profesional autorizado

Replaceable control gear by an authorized professional

Dispositif de commande remplaçable par un professionnel agréé

Alimentatore sostituibile da parte di un professionista autorizzato

Auswechselbares Betriebsgerät durch autorisierten Fachmann

INSTRUCCIONES PARA EL FINAL DE VIDA Y LA ELIMINACIÓN LOS COMPONENTES
 INSTRUCTIONS ON END-OF-LIFE AND COMPONENT DISPOSAL
 INSTRUCTIONS POUR LA GESTION DES COMPOSANTS EN FIN DE VIE ET LEUR MISE AU REBUT
 ISTRUZIONI PER IL FINE VITA E LO SMALTIMENTO DEI COMPONENTI
 ANWEISUNGEN ZUR ENTSORGUNG DER LEUCHTENKOMPONENTEN



Interrumpir la alimentación del aparato
 Cut the power supply to the luminaire
 Couper l'alimentation du luminaire
 Interrompere l'alimentazione dell'apparecchio
 Stromversorgung der Leuchte unterbrechen



Quitar la(s) fuente(s) de luz para el desecho
 Remove light source(s) for disposal
 Retirer la (les) source(s) lumineuse(s) pour l'élimination
 Rimuovere la/le sorgente/e di luce per lo smaltimento
 Lichtquelle(n) zur Entsorgung entfernen



Quitar la batería para el desecho
 Remove the battery for decommissioning
 Retirer la batterie pour sa mise au rebut
 Rimuovere la batteria per la dismissione
 Die Batterie ordnungsgemäß entsorgen



Quitar el equipo de control para el desecho
 Remove control gear for disposal
 Retirer le dispositif de commande pour l'élimination
 Rimuovere l'alimentatore per lo smaltimento
 Betriebsgerät zur Entsorgung ausbauen



Enviar los materiales a un centro de recogida RAEE
 Send the materials to a WEEE collection centre
 Envoyer les matériaux dans une déchetterie DEEE
 Inviare i materiali ad un centro di raccolta RAEE
 Die Materialien in einem WEEE-Zentrum entsorgen

