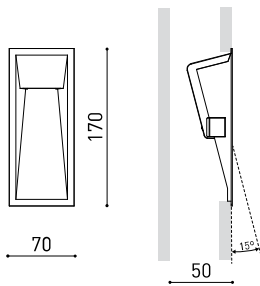




DIMENSIONS



ACCESSORIES



DRIVER OPTIONS



CONCRETE BOX ACCESSORY

PRODUCT

Name	WALLY W/O EQ 4000K N
Reference	A3530002N
Color	Black
RAL	Colour in the mass looks alike RAL 9005
Category	WALL, FLOOR & PORTABLE

LIGHT SOURCE

Type	LED
Gross luminous flux	290 / 390 lm
Colour temperature	4000 K
Chromatic stability	MacAdam Step 2
Colour Rendering Index	CRI > 90
Power	2,1 / 3 W
Current	250 / 350 mA
Efficacy	138 / 130 lm/W
LED lifespan	L90B10 > 55.000h

LIGHTING FIXTURE | PHOTOMETRIC DATA

Lighting efficiency	6%
Light beam angle	73°

LIGHTING FIXTURE | ELECTRICAL DATA

Driver	Excluded: Must be placed on remote
Dimming	No Dim / DALI
Electrical insulation class	III

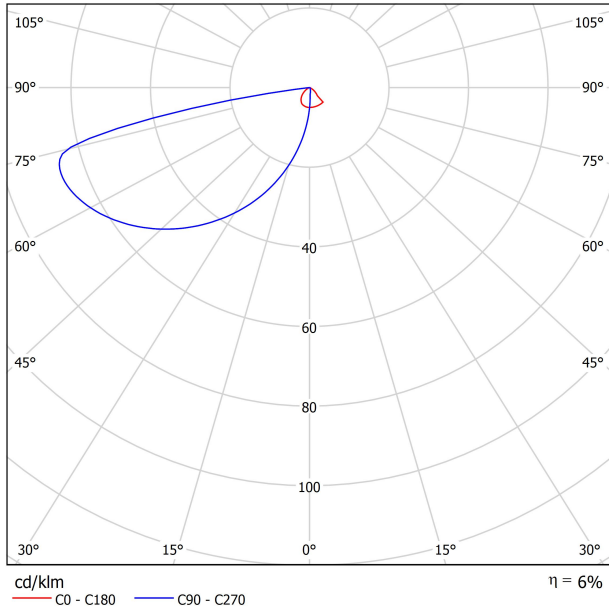
OTHER DATA

Sealing	IP20
Wireless control	Please Consult
Recess measurements	62 x 162 mm
Weight	160 g
Packaged weight	190 g
Packaging dimensions	180 x 78 x 55 mm
Units per package	1
Materials	Aluminium / Polycarbonate

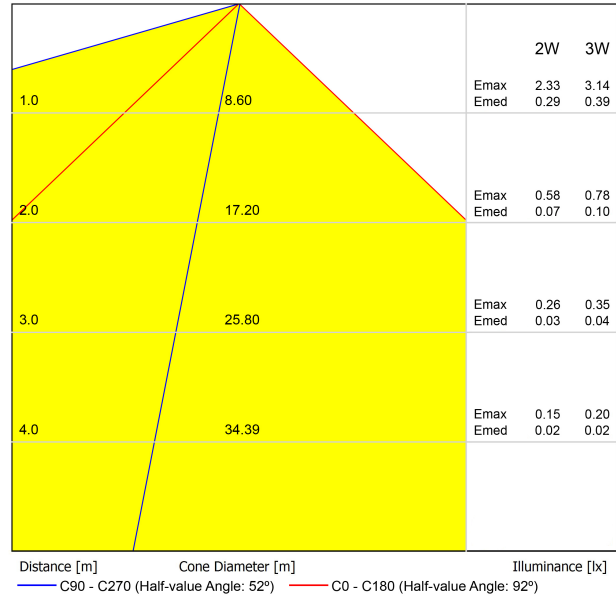


Wally is a floor wash light with geometrical and architectural shapes. It has been designed in one single piece so that it fits perfectly in the wall, with a clean visual transition between planes, with no division lines. Its ultrafine frame helps it to blend visually with the installation surface, illuminating corridors, stairs and transit areas with total discretion.

POLAR DIAGRAM



CONICAL DIAGRAM

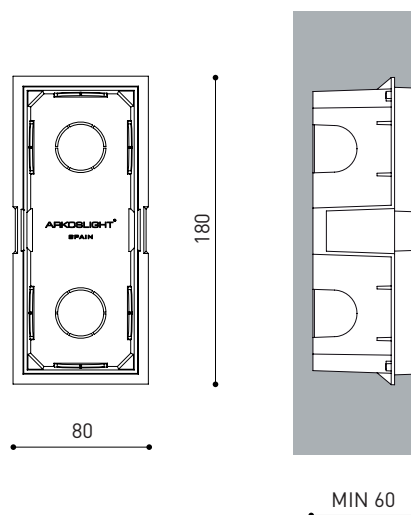




DRIVER OPTIONS*		P	I	
NO DIM	0434-01-30	2,1W	250mA	1 to 3 WALLY
	0486-04-35	3W	350mA	1 WALLY
	0434-00-39	3W	350mA	1 to 4 WALLY
DIM DALI	0434-01-29	2,1W	250mA	1 to 3 WALLY
	0434-00-79	3W	350mA	1 to 4 WALLY

220
240 V~

Driver must be placed on remote



PRODUCT	
Model	Wally Concrete box Accessory
Reference	A353-90-00
Category	Accessories



185 X 85

Wally's auxiliary box allows it to be installed inside concrete walls. (It is not needed when installed in cardboard or plaster walls).
 This accessory can be purchased independently, for the subsequent placement of Wally once the works have been finished.



Fuente de luz (LED) reemplazable por un profesional autorizado

Replaceable (LED only) light source by an authorized professional.

Source lumineuse (LED) remplaçable par un professionnel agréé

Sorgente luminosa (LED) sostituibile da parte di un professionista autorizzato

Austauschbare (LED) Lichtquelle durch einen autorisierten Fachmann



Equipo de control reemplazable por un profesional autorizado

Replaceable control gear by an authorized professional

Dispositif de commande remplaçable par un professionnel agréé

Alimentatore sostituibile da parte di un professionista autorizzato

Auswechselbares Betriebsgerät durch autorisierten Fachmann

INSTRUCCIONES PARA EL FINAL DE VIDA Y LA ELIMINACIÓN LOS COMPONENTES
 INSTRUCTIONS ON END-OF-LIFE AND COMPONENT DISPOSAL
 INSTRUCTIONS POUR LA GESTION DES COMPOSANTS EN FIN DE VIE ET LEUR MISE AU REBUT
 ISTRUZIONI PER IL FINE VITA E LO SMALTIMENTO DEI COMPONENTI
 ANWEISUNGEN ZUR ENTSORGUNG DER LEUCHTENKOMPONENTEN



Interrumpir la alimentación del aparato
 Cut the power supply to the luminaire
 Couper l'alimentation du luminaire
 Interrompere l'alimentazione dell'apparecchio
 Stromversorgung der Leuchte unterbrechen



Quitar la(s) fuente(s) de luz para el desecho
 Remove light source(s) for disposal
 Retirer la (les) source(s) lumineuse(s) pour l'élimination
 Rimuovere la/le sorgente/e di luce per lo smaltimento
 Lichtquelle(n) zur Entsorgung entfernen



Quitar la batería para el desecho
 Remove the battery for decommissioning
 Retirer la batterie pour sa mise au rebut
 Rimuovere la batteria per la dismissione
 Die Batterie ordnungsgemäß entsorgen



Quitar el equipo de control para el desecho
 Remove control gear for disposal
 Retirer le dispositif de commande pour l'élimination
 Rimuovere l'alimentatore per lo smaltimento
 Betriebsgerät zur Entsorgung ausbauen



Enviar los materiales a un centro de recogida RAEE
 Send the materials to a WEEE collection centre
 Envoyer les matériaux dans une déchetterie DEEE
 Inviare i materiali ad un centro di raccolta RAEE
 Die Materialien in einem WEEE-Zentrum entsorgen

