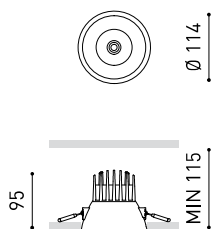




DIMENSIONS



ACCESSORIES



HIGH CHROMATIC LED

AWARDS



Name	LEX MINI 2 DIM DALI 3000K G
Reference	A3780221G
Color	Gold
RAL	1036
Category	CEILING RECESSED

Type	LED
Gross luminous flux	1460 lm
Colour temperature	3000 K
Chromatic stability	MacAdam Step 2
Colour Rendering Index	CRI>90
Power	12 W
Current	350 mA
Efficacy	122 lm/W
LED lifespan	L90B10 >55.000h

Lighting efficiency	67%
Light beam angle	70°

Driver	Included
Power values of the system	14,39 W
Frequency	50/60 Hz
Dimming	DALI - Other DIM, please consult
Electrical insulation class	<input type="checkbox"/>

Sealing	IP20
Wireless control	Please Consult
Emergency power supply	Please Consult
Recess measurements	Ø105 mm
Weight	366 g
Packaged weight	511 g
Packaging dimensions	194 x 163 x 119 mm
Units per package	1
Materials	Aluminium / Polycarbonate

PRODUCT

LIGHT SOURCE

LIGHTING FIXTURE | PHOTOMETRIC DATA

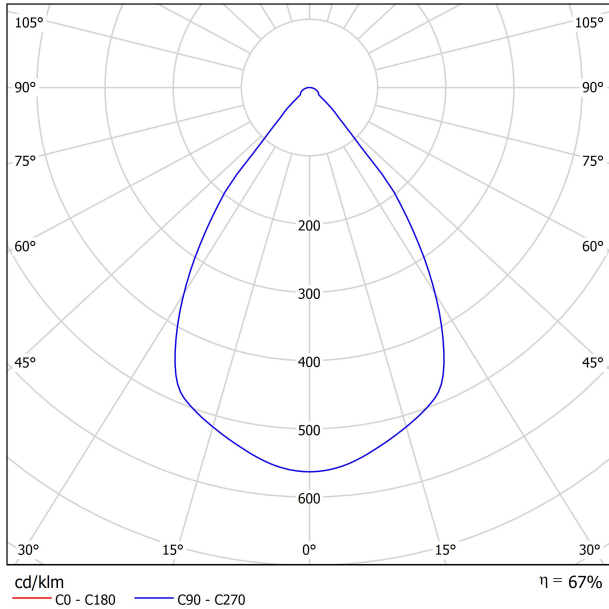
LIGHTING FIXTURE | ELECTRICAL DATA

OTHER DATA

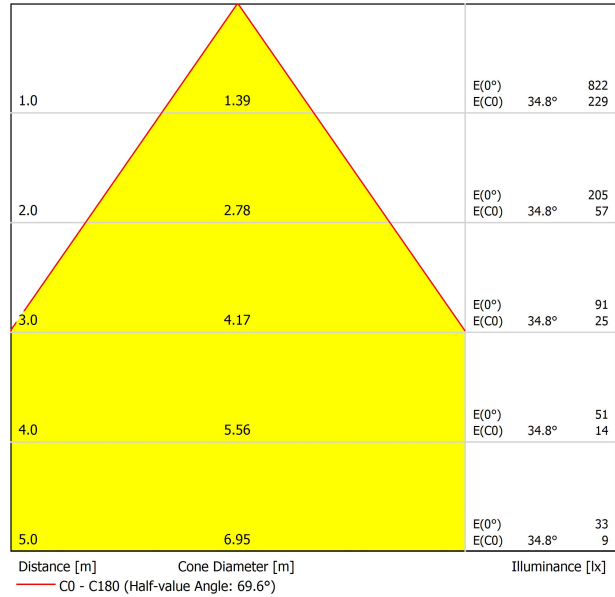


Lex Mini is the smaller version of Lex. Like its big brother, it offers high visual comfort thanks to the double setback of its LED which is located further back in the luminaire, and housed, too, at the end of a second screen. Its mini size is coherent with its proportions, harmonious in relation to its power and flux.

POLAR DIAGRAM



CONICAL DIAGRAM



UGR

Glare Evaluation According to UGR												
		70	70	50	50	30	70	70	50	50	30	30
ρ Ceiling		50	30	50	30	30	50	30	50	30	30	30
ρ Walls		20	20	20	20	20	20	20	20	20	20	20
ρ Floor		20	20	20	20	20	20	20	20	20	20	20
Room Size	Viewing direction at right angles to lamp axis	Viewing direction parallel to lamp axis										
X	Y											
2H	2H	11.3	12.0	11.5	12.2	12.4	11.3	12.0	11.5	12.2	12.4	12.4
	3H	13.5	14.2	13.8	14.4	14.7	13.5	14.2	13.8	14.4	14.7	14.7
	4H	14.4	15.1	14.7	15.4	15.6	14.4	15.1	14.7	15.4	15.6	15.6
	6H	15.2	15.8	15.6	16.1	16.4	15.2	15.8	15.6	16.1	16.4	16.4
	8H	15.6	16.1	15.9	16.4	16.7	15.6	16.1	15.9	16.4	16.7	16.7
4H	2H	12.0	12.7	12.3	12.9	13.2	12.0	12.7	12.3	12.9	13.2	13.2
	3H	14.5	15.0	14.8	15.3	15.6	14.5	15.0	14.8	15.3	15.6	15.6
	4H	15.6	16.0	15.9	16.4	16.7	15.6	16.0	15.9	16.4	16.7	16.7
	6H	16.5	16.9	16.9	17.3	17.6	16.5	16.9	16.9	17.3	17.6	17.6
	8H	16.9	17.3	17.3	17.6	18.0	16.9	17.3	17.3	17.6	18.0	18.0
8H	2H	17.2	17.5	17.7	17.9	18.4	17.2	17.5	17.7	17.9	18.4	18.4
	4H	16.0	16.3	16.4	16.7	17.1	16.0	16.3	16.4	16.7	17.1	17.1
	6H	17.1	17.4	17.5	17.8	18.2	17.1	17.4	17.5	17.8	18.2	18.2
	8H	17.6	17.8	18.1	18.3	18.7	17.6	17.8	18.1	18.3	18.7	18.7
	12H	18.0	18.2	18.5	18.7	19.2	18.0	18.2	18.5	18.7	19.2	19.2
12H	4H	16.0	16.3	16.5	16.7	17.2	16.0	16.3	16.5	16.7	17.2	17.2
	6H	17.2	17.4	17.7	17.9	18.3	17.2	17.4	17.7	17.9	18.3	18.3
	8H	17.8	18.0	18.3	18.4	18.9	17.8	18.0	18.3	18.4	18.9	18.9
Variation of the observer position for the luminaire distances S												
S = 1.0H		+2.7 / -2.0					+2.7 / -2.0					
S = 1.5H		+4.9 / -2.2					+4.9 / -2.2					
S = 2.0H		+6.8 / -2.5					+6.8 / -2.5					
Standard table		BK02					BK02					
Correction Summand		-1.1					-1.1					
Corrected Glare Indices referring to 1460lm Total Luminous Flux												

Vivid Model Colour Temperature	2700K	3000K	3500K	4000K	Light Pink
📖 Reading			•	•	
🥬 Fruits & Vegetables		•	•		
🍞 Bakery	•				
👤 Retail		•	•		
💄 Cosmetics			•	•	
🥩 Meat					•
🐟 Fish				•	
🐠 Seafood				•	•



For some of its products, Arkoslight offers the possibility to provide them with a special LED, designed to create an illumination focused on visually promoting goods or products for commercial purposes. It is a high chromaticity LED, capable of identifying the colour shades that produce a positive psychological perception of the illuminated object.

This special LED lighting source offers a much more attractive and intense colour range than a conventional LED, besides being much wider. Technically, this is possible thanks to a special LED setting that includes a «special saturation parameter», capable of highlighting the objects colours and materials in such a way that they seem more attractive within the visible light spectrum. To achieve this performance, in each case, the appropriate diode and specific phosphor coating are carefully selected.



Fuente de luz (LED) reemplazable por un profesional autorizado

Replaceable (LED only) light source by an authorized professional.

Source lumineuse (LED) remplaçable par un professionnel agréé

Sorgente luminosa (LED) sostituibile da parte di un professionista autorizzato

Austauschbare (LED) Lichtquelle durch einen autorisierten Fachmann



Equipo de control reemplazable por un profesional autorizado

Replaceable control gear by an authorized professional

Dispositif de commande remplaçable par un professionnel agréé

Alimentatore sostituibile da parte di un professionista autorizzato

Auswechselbares Betriebsgerät durch autorisierten Fachmann

INSTRUCCIONES PARA EL FINAL DE VIDA Y LA ELIMINACIÓN LOS COMPONENTES
 INSTRUCTIONS ON END-OF-LIFE AND COMPONENT DISPOSAL
 INSTRUCTIONS POUR LA GESTION DES COMPOSANTS EN FIN DE VIE ET LEUR MISE AU REBUT
 ISTRUZIONI PER IL FINE VITA E LO SMALTIMENTO DEI COMPONENTI
 ANWEISUNGEN ZUR ENTSORGUNG DER LEUCHTENKOMPONENTEN



Interrumpir la alimentación del aparato
 Cut the power supply to the luminaire
 Couper l'alimentation du luminaire
 Interrompere l'alimentazione dell'apparecchio
 Stromversorgung der Leuchte unterbrechen



Quitar la(s) fuente(s) de luz para el desecho
 Remove light source(s) for disposal
 Retirer la (les) source(s) lumineuse(s) pour l'élimination
 Rimuovere la/le sorgente/e di luce per lo smaltimento
 Lichtquelle(n) zur Entsorgung entfernen



Quitar la batería para el desecho
 Remove the battery for decommissioning
 Retirer la batterie pour sa mise au rebut
 Rimuovere la batteria per la dismissione
 Die Batterie ordnungsgemäß entsorgen



Quitar el equipo de control para el desecho
 Remove control gear for disposal
 Retirer le dispositif de commande pour l'élimination
 Rimuovere l'alimentatore per lo smaltimento
 Betriebsgerät zur Entsorgung ausbauen



Enviar los materiales a un centro de recogida RAEE
 Send the materials to a WEEE collection centre
 Envoyer les matériaux dans une déchetterie DEEE
 Inviare i materiali ad un centro di raccolta RAEE
 Die Materialien in einem WEEE-Zentrum entsorgen

