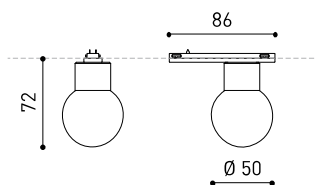




GRÖÖE



ZUBEHÖR



MINIMAL TRACK OPTIONS

PREISE



reddot winner 2020
innovative product
& lighting design



Bronze Delta
ADI Awards 2020



HONORABLE MENTION
EUROPEAN
PRODUCT
DESIGN
AWARD



WINNER
2020



archiproducts
DESIGN AWARDS
WINNER 2020



ORO

PRODUKT

Name	ALASKA 24V 3000K
Artikelnummer	A3850001N
Farbe	Schwarz
RAL	Anodised, bath colour, looks alike RAL 9005
Kategorie	TRACK LIGHTS

LICHTQUELLE

Typ	LED
Bruttolichtstrom	410 lm
Farbtemperatur	3000 K
Farbstabilität	MacAdam Step 2
Farbwiedergabeindex	CRI > 90
Leistung	3,5 W
Stromstärke	400 mA
Lichtausbeute	117 lm/W
Nutzlebensdauer der LED in Betriebsstunden	L90B10 > 55.000h

LEUCHTE | PHOTOMETRISCHE DATEN

Leuchtenwirkungsgrad (LOR)	30%
Abstrahlwinkel	21°

LEUCHTE | ELEKTRISCHE DATEN

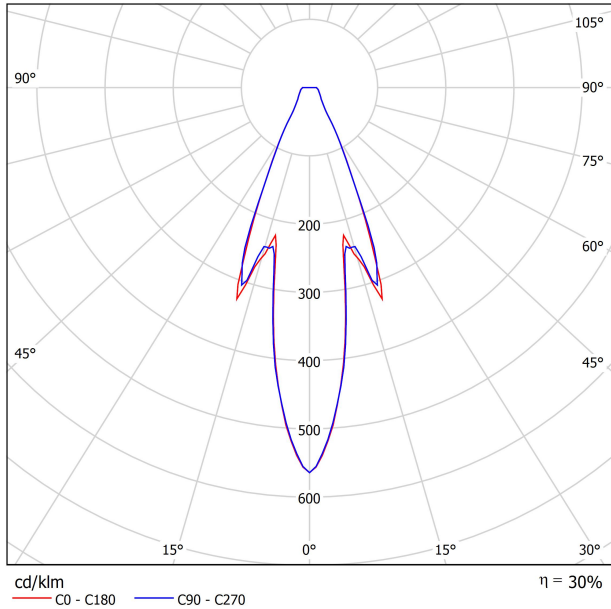
Driver	Inklusiv
Leistungswerte des Systems	4,12 W
Spannung	24Vdc
Helligkeitssteuerung	DIM-Optionen
Schutzklasse	II

ANDERE DATEN

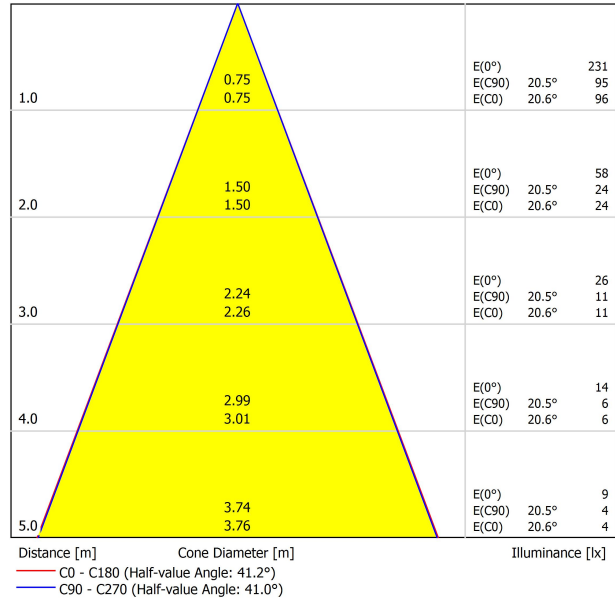
Dichtigkeit	IP20
Wireless control	Bitte anfragen
Schiementyp	Minimal Track
Gewicht	200 g
Gewicht inkl. Verpackung	250 g
Abmessungen der Verpackung	115 x 101 x 62 mm
Stück pro Verpackung	1
Materialien	Aluminium / Optical Glas

Alaska ist die zeitgenössische Neuinterpretation der klassischen Glühbirne mit Glühfaden. Alaska besteht aus einer Kugel aus massivem optischem Glas als Symbol für die Glasbirne der herkömmlichen Glühlampe. Der kompakte Körper aus einem Guss wird wie ein Schmuckstück von Hand geformt und poliert. Jede der Leuchten wird nach traditionellen Methoden gefertigt und besitzt darum den Wert eines einzigartigen Dekorationsobjekts.

POLAR-KOORDINATEN DIAGRAMM



KEGELDIAGRAMM



UGR

Glare Evaluation According to UGR																
		70	70	50	50	30	70	70	50	50	30	30				
p Ceiling		50	30	50	30	30	50	30	50	30	30	30				
p Walls		20	20	20	20	20	20	20	20	20	20	20				
p Floor		Viewing direction at right angles to lamp axis					Viewing direction parallel to lamp axis									
Room Size	X Y															
2H	2H	15.8	16.7	16.0	16.9	17.1	15.7	16.7	16.0	16.9	17.1	15.7	16.7	16.0	16.9	17.1
	3H	18.5	19.4	18.8	19.6	19.9	18.4	19.3	18.7	19.6	19.8	18.4	19.3	18.7	19.6	19.8
	4H	20.0	20.8	20.3	21.1	21.4	19.9	20.8	20.2	21.0	21.3	19.9	20.8	20.2	21.0	21.3
	6H	21.6	22.4	22.0	22.7	23.0	21.5	22.3	21.9	22.6	22.9	21.5	22.3	21.9	22.6	22.9
	8H	22.5	23.3	22.8	23.6	23.9	22.4	23.2	22.8	23.5	23.8	22.4	23.2	22.8	23.5	23.8
12H	23.5	24.2	23.8	24.5	24.8	23.4	24.1	23.8	24.4	24.8	23.4	24.1	23.8	24.4	24.8	
4H	2H	16.6	17.4	16.9	17.7	18.0	16.6	17.4	16.9	17.7	18.0	16.6	17.4	16.9	17.7	18.0
	3H	19.6	20.4	20.0	20.7	21.0	19.6	20.3	19.9	20.6	21.0	19.6	20.3	19.9	20.6	21.0
	4H	21.3	22.0	21.7	22.3	22.7	21.3	21.9	21.7	22.3	22.6	21.3	21.9	21.7	22.3	22.6
	6H	23.2	23.7	23.6	24.1	24.5	23.1	23.7	23.5	24.0	24.4	23.1	23.7	23.5	24.0	24.4
	8H	24.1	24.7	24.6	25.1	25.5	24.1	24.6	24.5	25.0	25.4	24.1	24.6	24.5	25.0	25.4
12H	25.2	25.7	25.7	26.1	26.5	25.2	25.7	25.6	26.1	26.5	25.2	25.7	25.6	26.1	26.5	
8H	4H	22.0	22.6	22.5	23.0	23.4	22.0	22.5	22.4	22.9	23.3	22.0	22.5	22.4	22.9	23.3
	6H	24.2	24.6	24.6	25.0	25.5	24.1	24.5	24.6	25.0	25.4	24.1	24.5	24.6	25.0	25.4
	8H	25.3	25.7	25.8	26.1	26.6	25.3	25.6	25.7	26.1	26.6	25.3	25.6	25.7	26.1	26.6
	12H	26.6	27.0	27.1	27.4	27.9	26.6	26.9	27.1	27.4	27.9	26.6	26.9	27.1	27.4	27.9
12H	4H	22.2	22.7	22.7	23.1	23.5	22.2	22.7	22.6	23.1	23.5	22.2	22.7	22.6	23.1	23.5
	6H	24.5	24.8	24.9	25.3	25.8	24.4	24.8	24.9	25.2	25.7	24.4	24.8	24.9	25.2	25.7
	8H	25.7	26.1	26.2	26.5	27.0	25.7	26.0	26.2	26.5	27.0	25.7	26.0	26.2	26.5	27.0
Variation of the observer position for the luminaire distances S																
S = 1.0H		+0.1 / -0.1					+0.1 / -0.1									
S = 1.5H		+0.3 / -0.3					+0.3 / -0.3									
S = 2.0H		+0.4 / -0.5					+0.4 / -0.5									
Standard table		BK12					BK12									
Correction Summand		8.3					8.3									
Corrected Glare Indices referring to 410lm Total Luminous Flux																

INSTALLATIONSANLEITUNG



<https://youtu.be/KnedjbKp7oo>



MINIMAL TRACK 24V Profile 2m A384-02-00- | N | WT |



MINIMAL TRACK 24V Rubber Cable n x 1m A384-00-01- | N |

n = Total Length of System.

24V | Max. 4A

MINIMAL TRACK 24V Corner 90° 1 Plane

A384-00-02- | N | WT |

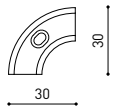
Cable Length = 35mm.



MINIMAL TRACK 24V Corner 90° 1 Plane Rounded

A384-00-03- | N | WT |

Cable Length = 35mm.



MINIMAL TRACK 24V Corner 90° 2 Planes

A384-00-04- | N | WT |

Cable Length = 100mm.



MINIMAL TRACK 24V End Cap

A384-00-05- | N | WT |



MINIMAL TRACK 24V Connection Box

A384-00-06- | N | WT |



			P	V	D (A x B x C)
MINIMAL TRACK 24V Power Supply Box	ON/OFF	A384-00-07- NT WT	40W	24V	280 x 30 x 24mm
		A384-00-08- NT WT	100W	24V	280 x 30 x 24mm

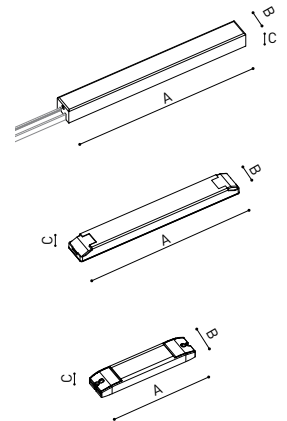
220
240 V~ | Included ON/OFF 24Vdc Power Supply.

MINIMAL TRACK 24V Remote Power Supply	ON/OFF	0434-01-37	60W	24V	180 x 52 x 30mm
		0433-10-22	100W	24V	295 x 43 x 30mm

220
240 V~

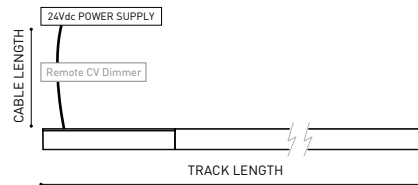
MINIMAL TRACK 24V Remote Constant Voltage Dimmer					
		0433-01-32	DALI / Push	24V	181 x 42 x 20mm
		0433-01-35	CASAMBI	24V	72,6 x 30 x 18mm
		0434-01-64	WIFI	24V	105 x 44 x 23mm

24V



DROP VOLTAGE TABLE

POWER [W]	CABLE SECTION [mm ²]	CABLE LENGTH [m]			
		<5	<10	<20	<30
40	0,75	30	30	30	30
	1,5	30	30	30	30
60	0,75	30	30	20	10
	1,5	30	30	30	20
100	0,75	20	10	X	X
	1,5	20	20	10	X



COLOUR | N ■ | NT ■ | WT □ |

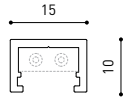
DIM OPTIONS PLEASE CONSULT

INSTALLATION GUIDE
<https://youtu.be/KnedJbKp7oo>



MINIMAL TRACK SUSPENSION

ARKOSLIGHT



MINIMAL TRACK 24V Suspension

Profile 2m

A384-02-00- | N | WT |

Profile 2m Initial feed kit

A400-02-10- | N | WT |

Profile 2m Middle feed kit*

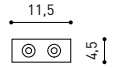
A400-02-20- | N | WT |

* Unidirectional Middle Feed.

MINIMAL TRACK 24V Suspension Corner 90°

A400-00-03- | N | WT |

Cable Length = 85mm.



MINIMAL TRACK 24V Suspension

Rubber Cable n x 1m

A400-00-01- | N |

n = Total Length of System.

24V | Max. 4A

MINIMAL TRACK 24V Suspension Straight Joiner

A400-00-02- | N | WT |

MINIMAL TRACK 24V Suspension Kit

A400-02-04- | N | WT |

Max distance between suspension kits = 100 cm.

MINIMAL TRACK 24V Suspension End Caps

A400-00-05- | N | WT |

Two End Caps Included.



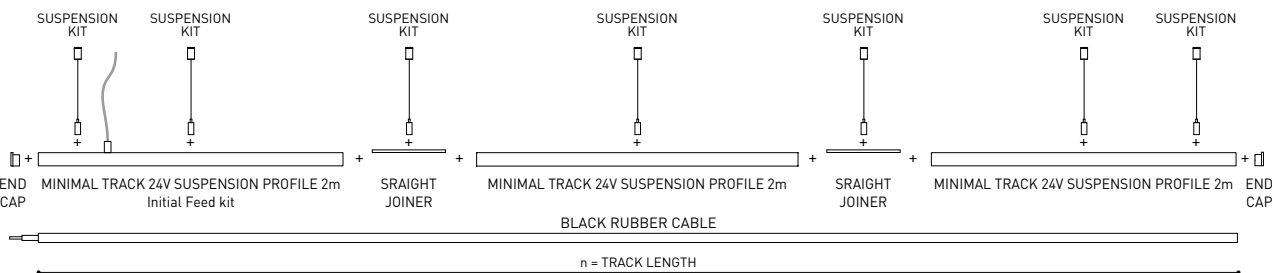
			P	V	D (A x B x C)
MINIMAL TRACK 24V Suspension Power Supply Box	ON/OFF	A400-00-06- NT WT	40W	24V	280 x 30 x 36mm
		A400-00-07- NT WT	100W	24V	280 x 30 x 36mm
220 V~ Included ON/OFF 24Vdc Power Supply.					
MINIMAL TRACK 24V Remote Power Supply	ON/OFF	0434-01-37	60W	24V	180 x 52 x 30mm
		0433-10-22	100W	24V	295 x 43 x 30mm
220 V~					
MINIMAL TRACK 24V Remote Constant Voltage Dimmer		0433-01-32	DALI / Push	24V	181 x 42 x 20mm
		0433-01-35	CASAMBI	24V	72,6 x 30 x 18mm
		0434-01-64	WIFI	24V	105 x 44 x 23mm



24V

DROP VOLTAGE TABLE

POWER (W)	CABLE SECTION (mm²)	CABLE LENGTH (m)			
		<5	<10	<20	<30
40	0,75	30	30	30	30
	1,5	30	30	30	30
60	0,75	30	30	20	10
	1,5	30	30	30	20
100	0,75	20	10	X	X
	1,5	20	20	10	X



COLOUR | N ■ | NT ■ | WT □ |

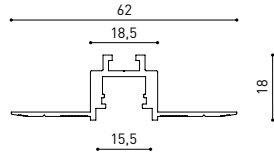
DIM OPTIONS PLEASE CONSULT

Calle N · Pol. Ind. EL OLIVERAL
46394 Ribarroja del Turia · Valencia (Spain)
Tel. +34 961 667 207 · Fax +34 961 667 054
info@arkoslight.com · www.arkoslight.com



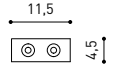
MINIMAL TRACK TRIMLESS

ARKOSLIGHT



MINIMAL TRACK 24V Trimless

Profile 2m A467-02-00- | N |



MINIMAL TRACK 24V Trimless

Rubber Cable n x 1m A467-00-01- | N |

n = Total Length of System.

24V | Max. 4A

MINIMAL TRACK 24V Trimless

Corner 90° 1 Plane

A467-00-02- | N |

Cable Length = 140mm.



MINIMAL TRACK 24V Trimless

Corner 90° 1 Plane Connector

A467-00-03- | N |

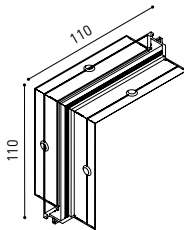


MINIMAL TRACK 24V Trimless

Corner 90° 2 Planes

A467-00-04- | N |

Cable Length = 200mm.



MINIMAL TRACK 24V Trimless

End Caps

A467-00-05- | N |

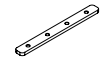
Two End Caps Included



MINIMAL TRACK 24V Trimless

Straight Joiner

A467-00-06



MINIMAL TRACK 24V Trimless

Connection Box

A467-00-07- | N |

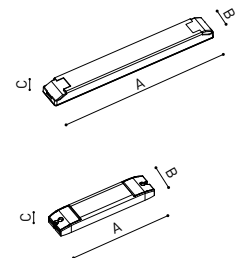


	ON/OFF		P	V	D (A x B x C)
MINIMAL TRACK 24V Remote Power Supply		0434-01-37	60W	24V	180 x 52 x 30mm
		0433-10-22	100W	24V	295 x 43 x 30mm

220 V~
240 V~

MINIMAL TRACK 24V Remote Constant Voltage Dimmer		0433-01-32	DALI / Push	24V	181 x 42 x 20mm
		0433-01-35	CASAMBI	24V	72,6 x 30 x 18mm
		0434-01-64	WIFI	24V	105 x 44 x 23mm

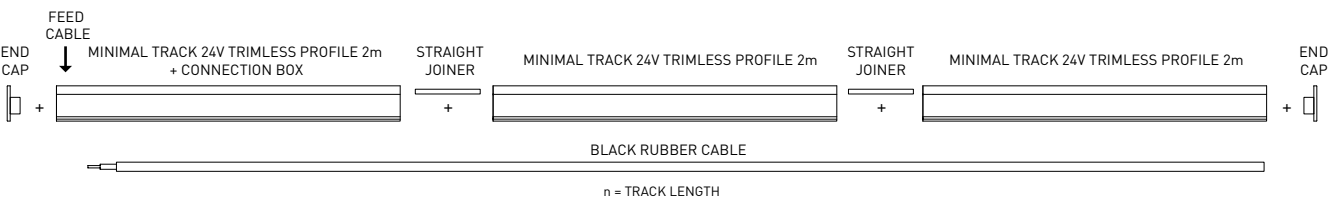
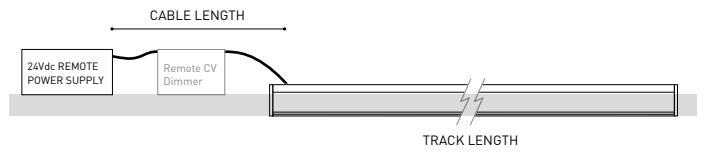
24V



DROP VOLTAGE TABLE

POWER (W)	CABLE SECTION (mm ²)	CABLE LENGTH (m)			
		<5	<10	<20	<30
60	0,75	30	30	20	10
	1,5	30	30	30	20
100	0,75	20	10	X	X
	1,5	20	20	10	X

Reduce 5 meters per each 'Corner 90° 1 Plane CONNECTOR' used.



COLOUR | N ■ |

DIM OPTIONS PLEASE CONSULT

INSTALLATION GUIDE
<https://youtu.be/KnedJbKp7oo>



Calle N · Pol. Ind. EL OLIVERAL
46394 Ribarroja del Turia · Valencia (Spain)
Tel. +34 961 667 207 · Fax +34 961 667 054
info@arkoslight.com · www.arkoslight.com



WIRE TRIMLESS ACCESSORY

ARKOSLIGHT®

MINIMAL TRACK SUSPENSION



Model	Coaxial Trimless
Reference	A023-00-03- W N
Colour	W <input type="checkbox"/> RAL 9016 N <input type="checkbox"/> RAL 9005
Category	Accessories

PRODUCT

Coaxial Trimless

A023-00-03- | W | N |

W RAL 9016 | N RAL 9005

Accessories

Fasteners not available



DIMENSIONAL DRAWING



Wire Trimless Accessory umfasst eine Reihe von Zubehörteilen, um Spanner und Kabel der Arkoslight Pendelleuchten direkt an der Decke ohne sichtbare Deckendosen oder Befestigungselemente zu installieren. Dadurch wird eine minimalistische und optisch saubere Umsetzung im Raum erzielt.

Mit Wire Trimless Accessory werden die an der Decke anliegenden Elemente des Standardprodukts (Deckendosen, Befestigungselemente, Treiberboxen...) durch eine einfache Einbauanwendung verborgen.

Wire Trimless Accessory sorgt für unauffällige Installation und eine äußerst minimalistische Ästhetik. Die Kabel kommen als Teil der Struktur aus der Decke. Dieses Detail sorgt für ein besonders nüchternes und essentielles Erscheinungsbild, insbesondere bei Kombinationen von mehreren Elementen.

Calle N · Pol. Ind. EL OLIVERAL
46394 Ribarroja del Turia · Valencia (Spain)
Tel. +34 961 667 207 · Fax +34 961 667 054
info@arkoslight.com · www.arkoslight.com





Fuente de luz (LED) reemplazable por un profesional autorizado
 Replaceable (LED only) light source by an authorized professional.
 Source lumineuse (LED) remplaçable par un professionnel agréé
 Sorgente luminosa (LED) sostituibile da parte di un professionista autorizzato
 Austauschbare (LED) Lichtquelle durch einen autorisierten Fachmann



Equipo de control reemplazable por un profesional autorizado
 Replaceable control gear by an authorized professional
 Dispositif de commande remplaçable par un professionnel agréé
 Alimentatore sostituibile da parte di un professionista autorizzato
 Auswechselbares Betriebsgerät durch autorisierten Fachmann

INSTRUCCIONES PARA EL FINAL DE VIDA Y LA ELIMINACIÓN LOS COMPONENTES
 INSTRUCTIONS ON END-OF-LIFE AND COMPONENT DISPOSAL
 INSTRUCTIONS POUR LA GESTION DES COMPOSANTS EN FIN DE VIE ET LEUR MISE AU REBUT
 ISTRUZIONI PER IL FINE VITA E LO SMALTIMENTO DEI COMPONENTI
 ANWEISUNGEN ZUR ENTSORGUNG DER LEUCHTENKOMPONENTEN



Interrumpir la alimentación del aparato
 Cut the power supply to the luminaire
 Couper l'alimentation du luminaire
 Interrompere l'alimentazione dell'apparecchio
 Stromversorgung der Leuchte unterbrechen



Quitar la(s) fuente(s) de luz para el desecho
 Remove light source(s) for disposal
 Retirer la (les) source(s) lumineuse(s) pour l'élimination
 Rimuovere la/le sorgente/e di luce per lo smaltimento
 Lichtquelle(n) zur Entsorgung entfernen



Quitar la batería para el desecho
 Remove the battery for decommissioning
 Retirer la batterie pour sa mise au rebut
 Rimuovere la batteria per la dismissione
 Die Batterie ordnungsgemäß entsorgen



Quitar el equipo de control para el desecho
 Remove control gear for disposal
 Retirer le dispositif de commande pour l'élimination
 Rimuovere l'alimentatore per lo smaltimento
 Betriebsgerät zur Entsorgung ausbauen

Enviar los materiales a un centro de recogida RAEE
 Send the materials to a WEEE collection centre
 Envoyer les matériaux dans une déchetterie DEEE
 Inviare i materiali ad un centro di raccolta RAEE
 Die Materialien in einem WEEE-Zentrum entsorgen

