



## GRÖÖE



## ZUBEHÖR



MINIMAL TRACK OPTIONS

## PREISE



reddot winner 2020  
innovative product  
& lighting design



Bronze Delta  
ADI Awards 2020



HONORABLE MENTION  
EUROPEAN  
PRODUCT  
DESIGN  
AWARD



WINNER  
2020



archiproducts  
DESIGN AWARDS  
WINNER 2020



ORO

## PRODUKT

|               |                            |
|---------------|----------------------------|
| Name          | FIT 20 24V MEDIUM 3000K NT |
| Artikelnummer | A3860021NT                 |
| Farbe         | Schwarz strukturiert       |
| RAL           | 9005                       |
| Kategorie     | TRACK LIGHTS               |

## LICHTQUELLE

|                                            |                  |
|--------------------------------------------|------------------|
| Typ                                        | LED              |
| Bruttolichtstrom                           | 150 lm           |
| Farbtemperatur                             | 3000 K           |
| Farbstabilität                             | MacAdam Step 3   |
| Farbwiedergabeindex                        | CRI > 90         |
| Leistung                                   | 2,1 W            |
| Stromstärke                                | 700 mA           |
| Lichtausbeute                              | 71 lm/W          |
| Nutzlebensdauer der LED in Betriebsstunden | L80B10 > 50.000h |

## LEUCHTE | PHOTOMETRISCHE DATEN

|                            |     |
|----------------------------|-----|
| Leuchtenwirkungsgrad (LOR) | 88% |
| Abstrahlwinkel             | 30° |

## LEUCHTE | ELEKTRISCHE DATEN

|                            |              |
|----------------------------|--------------|
| Driver                     | Inklusiv     |
| Leistungswerte des Systems | 2,87 W       |
| Spannung                   | 24Vdc        |
| Helligkeitssteuerung       | DIM-Optionen |
| Schutzklasse               | II           |

## ANDERE DATEN

|                            |                          |
|----------------------------|--------------------------|
| Dichtigkeit                | IP20                     |
| Wireless control           | Bitte anfragen           |
| Schwenkwinkel              | 90°                      |
| Drehwinkel                 | 355°                     |
| Schiementyp                | Minimal Track            |
| Gewicht                    | 45 g                     |
| Gewicht inkl. Verpackung   | 75 g                     |
| Abmessungen der Verpackung | 112 x 90 x 26 mm         |
| Stück pro Verpackung       | 1                        |
| Materialien                | Aluminium / Polycarbonat |

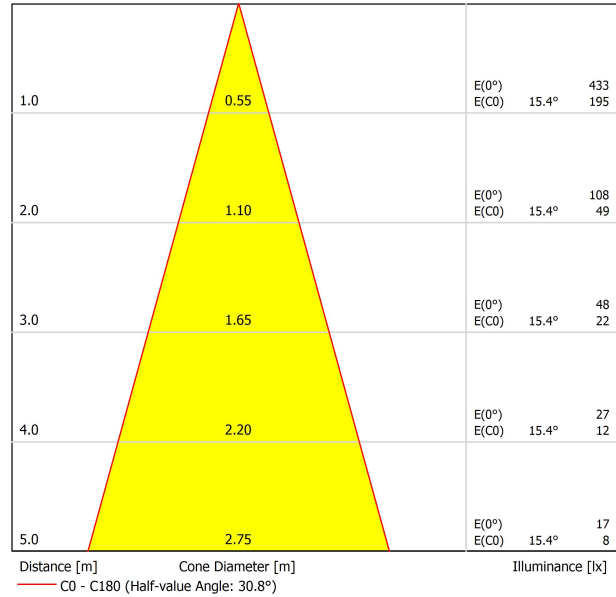


Fit 20 24V ist ein Strahler für das Minimal Track System. Die zylindrische Geometrie und die wesentlichen Formen zeichnen sich durch ästhetischen Minimalismus und Funktionalität aus, da sie in alle Richtungen ausgerichtet werden können. Der Umfang des Randes in Schwarz betont seine blendfreie Berufung.

POLAR-KOORDINATEN DIAGRAMM



KEGELDIAGRAMM



INSTALLATIONSANLEITUNG



<https://youtu.be/KnedjbKp7oo>



**MINIMAL TRACK 24V Profile 2m** A384-02-00- | N | WT |



**MINIMAL TRACK 24V Rubber Cable n x 1m** A384-00-01- | N |

n = Total Length of System.

24V | Max. 4A

**MINIMAL TRACK 24V Corner 90° 1 Plane**

A384-00-02- | N | WT |

Cable Length = 35mm.



**MINIMAL TRACK 24V Corner 90° 1 Plane Rounded**

A384-00-03- | N | WT |

Cable Length = 35mm.



**MINIMAL TRACK 24V Corner 90° 2 Planes**

A384-00-04- | N | WT |

Cable Length = 100mm.



**MINIMAL TRACK 24V End Cap**

A384-00-05- | N | WT |



**MINIMAL TRACK 24V Connection Box**

A384-00-06- | N | WT |



|                                           |        |                       | P    | V   | D [A x B x C]   |
|-------------------------------------------|--------|-----------------------|------|-----|-----------------|
| <b>MINIMAL TRACK 24V Power Supply Box</b> | ON/OFF | A384-00-07-   NT   WT | 40W  | 24V | 280 x 30 x 24mm |
|                                           |        | A384-00-08-   NT   WT | 100W | 24V | 280 x 30 x 24mm |

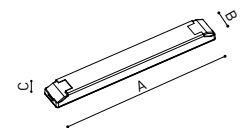
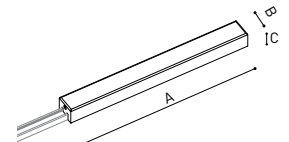
220  
240 V~ | Included ON/OFF 24Vdc Power Supply.

|                                              |        |            |      |     |                 |
|----------------------------------------------|--------|------------|------|-----|-----------------|
| <b>MINIMAL TRACK 24V Remote Power Supply</b> | ON/OFF | 0434-01-37 | 60W  | 24V | 180 x 52 x 30mm |
|                                              |        | 0433-10-22 | 100W | 24V | 295 x 43 x 30mm |

220  
240 V~

|                                                         |  |            |             |     |                  |
|---------------------------------------------------------|--|------------|-------------|-----|------------------|
| <b>MINIMAL TRACK 24V Remote Constant Voltage Dimmer</b> |  | 0433-01-32 | DALI / Push | 24V | 181 x 42 x 20mm  |
|                                                         |  | 0433-01-35 | CASAMBI     | 24V | 72,6 x 30 x 18mm |
|                                                         |  | 0434-01-64 | WIFI        | 24V | 105 x 44 x 23mm  |

24V



**DROP VOLTAGE TABLE**

| POWER [W] | CABLE SECTION [mm <sup>2</sup> ] | CABLE LENGTH [m] |     |     |     |
|-----------|----------------------------------|------------------|-----|-----|-----|
|           |                                  | <5               | <10 | <20 | <30 |
| 40        | 0,75                             | 30               | 30  | 30  | 30  |
|           | 1,5                              | 30               | 30  | 30  | 30  |
| 60        | 0,75                             | 30               | 30  | 20  | 10  |
|           | 1,5                              | 30               | 30  | 30  | 20  |
| 100       | 0,75                             | 20               | 10  | X   | X   |
|           | 1,5                              | 20               | 20  | 10  | X   |



COLOUR | N ■ | NT ■ | WT □ |

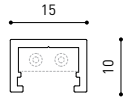
DIM OPTIONS PLEASE CONSULT

INSTALLATION GUIDE  
<https://youtu.be/KnedJbKp7oo>



# MINIMAL TRACK SUSPENSION

**ARKOSLIGHT**



## MINIMAL TRACK 24V Suspension

Profile 2m

A384-02-00- | N | WT |

Profile 2m Initial feed kit

A400-02-10- | N | WT |

Profile 2m Middle feed kit\*

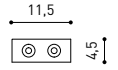
A400-02-20- | N | WT |

\* Unidirectional Middle Feed.

## MINIMAL TRACK 24V Suspension Corner 90°

A400-00-03- | N | WT |

Cable Length = 85mm.



## MINIMAL TRACK 24V Suspension

Rubber Cable n x 1m

A400-00-01- | N |

n = Total Length of System.

24V | Max. 4A

## MINIMAL TRACK 24V Suspension Straight Joiner

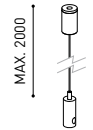
A400-00-02- | N | WT |



## MINIMAL TRACK 24V Suspension Kit

A400-02-04- | N | WT |

Max distance between suspension kits = 100 cm.



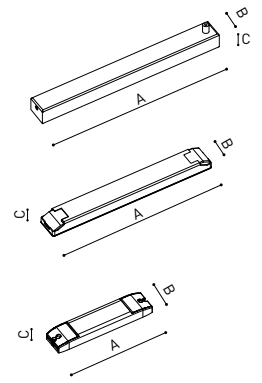
## MINIMAL TRACK 24V Suspension End Caps

A400-00-05- | N | WT |

Two End Caps Included.



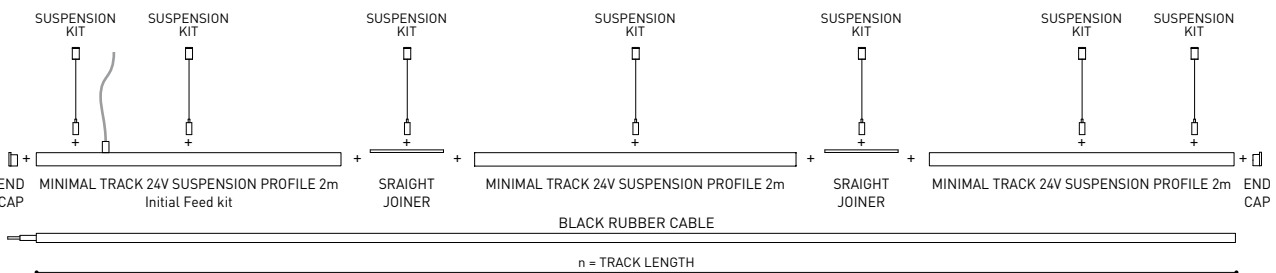
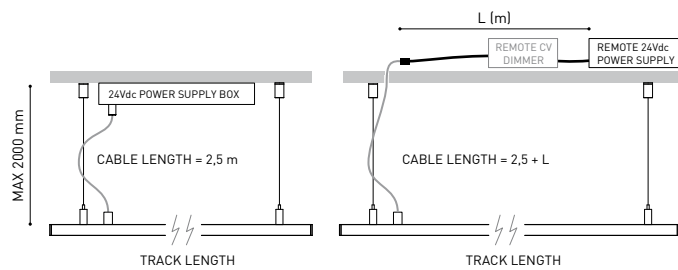
|                                                  |        |                       | P           | V   | D (A x B x C)    |
|--------------------------------------------------|--------|-----------------------|-------------|-----|------------------|
| MINIMAL TRACK 24V Suspension Power Supply Box    | ON/OFF | A400-00-06-   NT   WT | 40W         | 24V | 280 x 30 x 36mm  |
|                                                  |        | A400-00-07-   NT   WT | 100W        | 24V | 280 x 30 x 36mm  |
| 220 V~   Included ON/OFF 24Vdc Power Supply.     |        |                       |             |     |                  |
| MINIMAL TRACK 24V Remote Power Supply            | ON/OFF | 0434-01-37            | 60W         | 24V | 180 x 52 x 30mm  |
|                                                  |        | 0433-10-22            | 100W        | 24V | 295 x 43 x 30mm  |
| 220 V~                                           |        |                       |             |     |                  |
| MINIMAL TRACK 24V Remote Constant Voltage Dimmer |        | 0433-01-32            | DALI / Push | 24V | 181 x 42 x 20mm  |
|                                                  |        | 0433-01-35            | CASAMBI     | 24V | 72,6 x 30 x 18mm |
|                                                  |        | 0434-01-64            | WIFI        | 24V | 105 x 44 x 23mm  |



24V

## DROP VOLTAGE TABLE

| POWER (W) | CABLE SECTION (mm²) | CABLE LENGTH (m) |     |     |     |
|-----------|---------------------|------------------|-----|-----|-----|
|           |                     | <5               | <10 | <20 | <30 |
| 40        | 0,75                | 30               | 30  | 30  | 30  |
|           | 1,5                 | 30               | 30  | 30  | 30  |
| 60        | 0,75                | 30               | 30  | 20  | 10  |
|           | 1,5                 | 30               | 30  | 30  | 20  |
| 100       | 0,75                | 20               | 10  | X   | X   |
|           | 1,5                 | 20               | 20  | 10  | X   |



COLOUR | N ■ | NT ■ | WT □ |

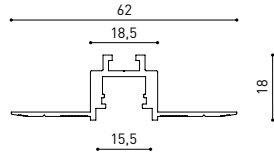
DIM OPTIONS PLEASE CONSULT

Calle N · Pol. Ind. EL OLIVERAL  
46394 Ribarroja del Turia · Valencia (Spain)  
Tel. +34 961 667 207 · Fax +34 961 667 054  
info@arkoslight.com · www.arkoslight.com



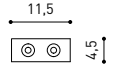
# MINIMAL TRACK TRIMLESS

ARKOSLIGHT



## MINIMAL TRACK 24V Trimless

Profile 2m A467-02-00- | N |



## MINIMAL TRACK 24V Trimless

Rubber Cable n x 1m A467-00-01- | N |

n = Total Length of System.

24V | Max. 4A

## MINIMAL TRACK 24V Trimless

### Corner 90° 1 Plane

A467-00-02- | N |

Cable Length = 140mm.



## MINIMAL TRACK 24V Trimless

### Corner 90° 1 Plane Connector

A467-00-03- | N |

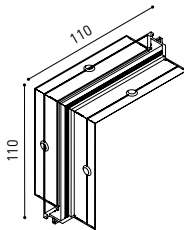


## MINIMAL TRACK 24V Trimless

### Corner 90° 2 Planes

A467-00-04- | N |

Cable Length = 200mm.



## MINIMAL TRACK 24V Trimless

### End Caps

A467-00-05- | N |

Two End Caps Included



## MINIMAL TRACK 24V Trimless

### Straight Joiner

A467-00-06



## MINIMAL TRACK 24V Trimless

### Connection Box

A467-00-07- | N |

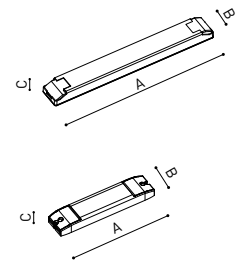


|                                       |        | P          | V    | D (A x B x C) |                 |
|---------------------------------------|--------|------------|------|---------------|-----------------|
| MINIMAL TRACK 24V Remote Power Supply | ON/OFF | 0434-01-37 | 60W  | 24V           | 180 x 52 x 30mm |
|                                       |        | 0433-10-22 | 100W | 24V           | 295 x 43 x 30mm |

220 V~  
240 V~

| MINIMAL TRACK 24V Remote Constant Voltage Dimmer |  | 0433-01-32 | DALI / Push | 24V | 181 x 42 x 20mm  |
|--------------------------------------------------|--|------------|-------------|-----|------------------|
|                                                  |  | 0433-01-35 | CASAMBI     | 24V | 72,6 x 30 x 18mm |
|                                                  |  | 0434-01-64 | WIFI        | 24V | 105 x 44 x 23mm  |

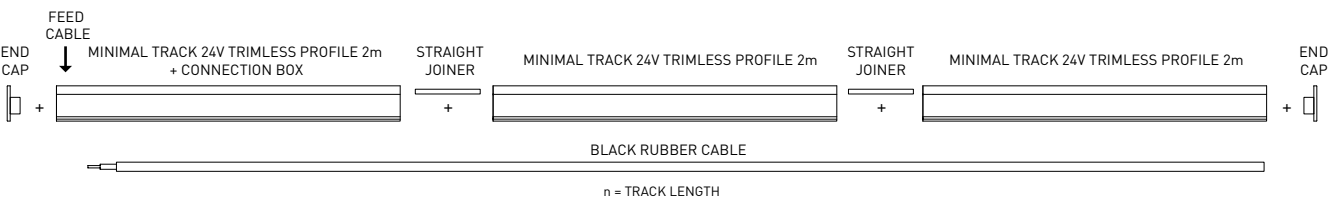
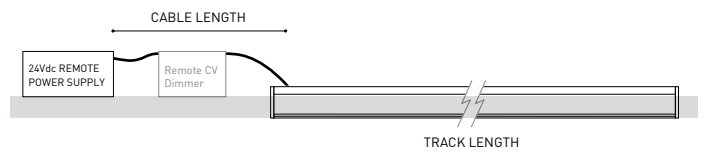
24V



## DROP VOLTAGE TABLE

| POWER (W) | CABLE SECTION (mm <sup>2</sup> ) | CABLE LENGTH (m) |     |     |     |
|-----------|----------------------------------|------------------|-----|-----|-----|
|           |                                  | <5               | <10 | <20 | <30 |
| 60        | 0,75                             | 30               | 30  | 20  | 10  |
|           | 1,5                              | 30               | 30  | 30  | 20  |
| 100       | 0,75                             | 20               | 10  | X   | X   |
|           | 1,5                              | 20               | 20  | 10  | X   |

Reduce 5 meters per each 'Corner 90° 1 Plane CONNECTOR' used.



COLOUR | N ■ |

DIM OPTIONS PLEASE CONSULT

INSTALLATION GUIDE  
<https://youtu.be/KnedJbKp7oo>



Calle N · Pol. Ind. EL OLIVERAL  
46394 Ribarroja del Turia · Valencia (Spain)  
Tel. +34 961 667 207 · Fax +34 961 667 054  
info@arkoslight.com · www.arkoslight.com

**5Year**  
GUARANTEE

# WIRE TRIMLESS ACCESSORY

ARKOSLIGHT®

## MINIMAL TRACK SUSPENSION



|                  |                                                                           |
|------------------|---------------------------------------------------------------------------|
| <b>Model</b>     | Coaxial Trimless                                                          |
| <b>Reference</b> | A023-00-03-   W   N                                                       |
| <b>Colour</b>    | W <input type="checkbox"/> RAL 9016   N <input type="checkbox"/> RAL 9005 |
| <b>Category</b>  | Accessories                                                               |

### PRODUCT

Coaxial Trimless

A023-00-03- | W | N |

W  RAL 9016 | N  RAL 9005

Accessories

Fasteners not available



### DIMENSIONAL DRAWING



Wire Trimless Accessory umfasst eine Reihe von Zubehörteilen, um Spanner und Kabel der Arkoslight Pendelleuchten direkt an der Decke ohne sichtbare Deckendosen oder Befestigungselemente zu installieren. Dadurch wird eine minimalistische und optisch saubere Umsetzung im Raum erzielt.

Mit Wire Trimless Accessory werden die an der Decke anliegenden Elemente des Standardprodukts (Deckendosen, Befestigungselemente, Treiberboxen...) durch eine einfache Einbauanwendung verborgen.

Wire Trimless Accessory sorgt für unauffällige Installation und eine äußerst minimalistische Ästhetik. Die Kabel kommen als Teil der Struktur aus der Decke. Dieses Detail sorgt für ein besonders nüchternes und essentielles Erscheinungsbild, insbesondere bei Kombinationen von mehreren Elementen.



Fuente de luz (LED) reemplazable por un profesional autorizado  
 Replaceable (LED only) light source by an authorized professional.  
 Source lumineuse (LED) remplaçable par un professionnel agréé  
 Sorgente luminosa (LED) sostituibile da parte di un professionista autorizzato  
 Austauschbare (LED) Lichtquelle durch einen autorisierten Fachmann



Equipo de control reemplazable por un profesional autorizado  
 Replaceable control gear by an authorized professional  
 Dispositif de commande remplaçable par un professionnel agréé  
 Alimentatore sostituibile da parte di un professionista autorizzato  
 Auswechselbares Betriebsgerät durch autorisierten Fachmann

INSTRUCCIONES PARA EL FINAL DE VIDA Y LA ELIMINACIÓN LOS COMPONENTES  
 INSTRUCTIONS ON END-OF-LIFE AND COMPONENT DISPOSAL  
 INSTRUCTIONS POUR LA GESTION DES COMPOSANTS EN FIN DE VIE ET LEUR MISE AU REBUT  
 ISTRUZIONI PER IL FINE VITA E LO SMALTIMENTO DEI COMPONENTI  
 ANWEISUNGEN ZUR ENTSORGUNG DER LEUCHTENKOMPONENTEN



Interrumpir la alimentación del aparato  
 Cut the power supply to the luminaire  
 Couper l'alimentation du luminaire  
 Interrompere l'alimentazione dell'apparecchio  
 Stromversorgung der Leuchte unterbrechen



Quitar la(s) fuente(s) de luz para el desecho  
 Remove light source(s) for disposal  
 Retirer la (les) source(s) lumineuse(s) pour l'élimination  
 Rimuovere la/le sorgente/e di luce per lo smaltimento  
 Lichtquelle(n) zur Entsorgung entfernen



Quitar la batería para el desecho  
 Remove the battery for decommissioning  
 Retirer la batterie pour sa mise au rebut  
 Rimuovere la batteria per la dismissione  
 Die Batterie ordnungsgemäß entsorgen



Quitar el equipo de control para el desecho  
 Remove control gear for disposal  
 Retirer le dispositif de commande pour l'élimination  
 Rimuovere l'alimentatore per lo smaltimento  
 Betriebsgerät zur Entsorgung ausbauen

Enviar los materiales a un centro de recogida RAEE  
 Send the materials to a WEEE collection centre  
 Envoyer les matériaux dans une déchetterie DEEE  
 Inviare i materiali ad un centro di raccolta RAEE  
 Die Materialien in einem WEEE-Zentrum entsorgen

