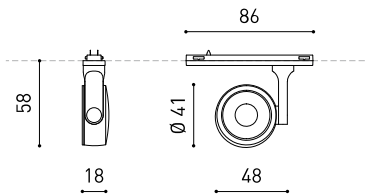




DIMENSIONS



ACCESSORIES



HIGH CHROMATIC LED



MINIMAL TRACK OPTIONS

AWARDS



reddot winner 2020
innovative product
& lighting design



Bronze Delta
ADI Awards 2020



HONORABLE MENTION
EUROPEAN
PRODUCT
DESIGN
AWARD



WINNER
2020



archiproducts
DESIGN AWARDS
WINNER 2020



PREMIO
ADCV
2022
ORO

PRODUCT

Name SIX XS 24V 23° 4000K WT

Reference A3890022WT

Color Textured white

RAL 9016

Category TRACK LIGHTS

LIGHT SOURCE

Type LED

Gross luminous flux 450 lm

Colour temperature 4000 K

Chromatic stability MacAdam Step 2

Colour Rendering Index CRI >90

Power 3,5 W

Current 400 mA

Efficacy 129 lm/W

LED lifespan L90B10 >55.000h

LIGHTING FIXTURE | PHOTOMETRIC DATA

Lighting efficiency 86%

Light beam angle 23°

LIGHTING FIXTURE | ELECTRICAL DATA

Driver Included

Power values of the system 4,12 W

Dimming DIM options

Electrical insulation class II

OTHER DATA

Sealing IP20

Wireless control Please Consult

Swivel angle 310°

Rotation angle 355°

Track type Minimal Track

Weight 55 g

Packaged weight 85 g

Packaging dimensions 112 x 89 x 26 mm

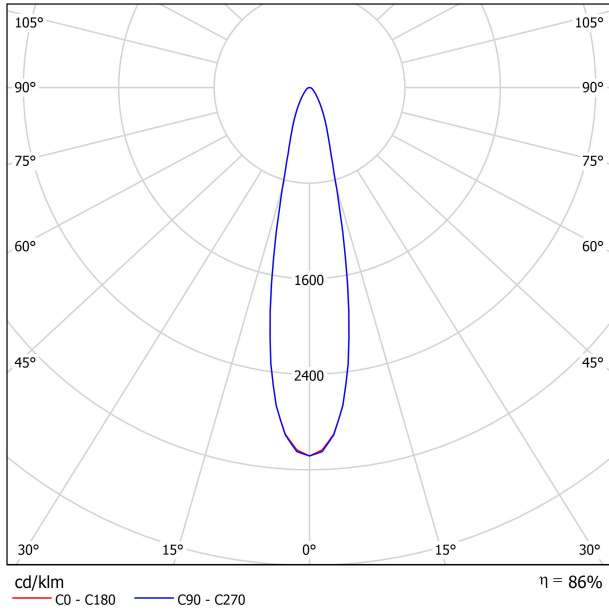
Units per package 1

Materials Aluminium / Polycarbonate

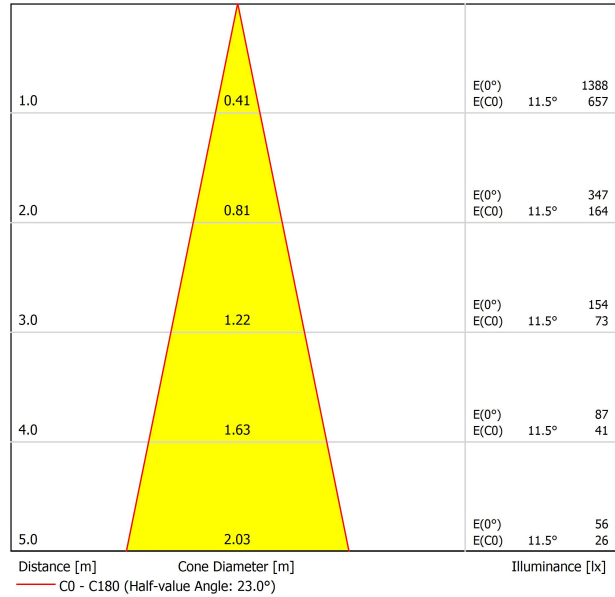


Six XS 24V is a projector for the Minimal Track system that stands out for its lightness and elegance. Its body; disk looking, rounded shaped, encloses an innovative combination of reflector and lens. The combined action of both, allows Six to direct light rays with the maximum uniformity in a very small distance that, at the same time, has made possible its differential design-reduced and minimalist-

POLAR DIAGRAM



CONICAL DIAGRAM



INSTALLATION GUIDE



<https://youtu.be/KnedjbKp7oo>

Vivid Model Colour Temperature	2700K	3000K	3500K	4000K	Light Pink
📖 Reading			•	•	
🥬 Fruits & Vegetables		•	•		
🍞 Bakery	•				
👤 Retail		•	•		
💄 Cosmetics			•	•	
🥩 Meat					•
🐟 Fish				•	
🐠 Seafood				•	•



For some of its products, Arkoslight offers the possibility to provide them with a special LED, designed to create an illumination focused on visually promoting goods or products for commercial purposes. It is a high chromaticity LED, capable of identifying the colour shades that produce a positive psychological perception of the illuminated object.

This special LED lighting source offers a much more attractive and intense colour range than a conventional LED, besides being much wider. Technically, this is possible thanks to a special LED setting that includes a «special saturation parameter», capable of highlighting the objects colours and materials in such a way that they seem more attractive within the visible light spectrum. To achieve this performance, in each case, the appropriate diode and specific phosphor coating are carefully selected.



MINIMAL TRACK 24V Profile 2m A384-02-00- | N | WT |



MINIMAL TRACK 24V Rubber Cable n x 1m A384-00-01- | N |

n = Total Length of System.

24V | Max. 4A

MINIMAL TRACK 24V Corner 90° 1 Plane

A384-00-02- | N | WT |

Cable Length = 35mm.



MINIMAL TRACK 24V Corner 90° 1 Plane Rounded

A384-00-03- | N | WT |

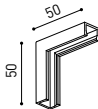
Cable Length = 35mm.



MINIMAL TRACK 24V Corner 90° 2 Planes

A384-00-04- | N | WT |

Cable Length = 100mm.



MINIMAL TRACK 24V End Cap

A384-00-05- | N | WT |



MINIMAL TRACK 24V Connection Box

A384-00-06- | N | WT |



			P	V	D [A x B x C]
MINIMAL TRACK 24V Power Supply Box	ON/OFF	A384-00-07- NT WT	40W	24V	280 x 30 x 24mm
		A384-00-08- NT WT	100W	24V	280 x 30 x 24mm

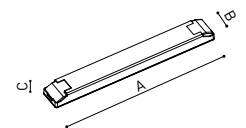
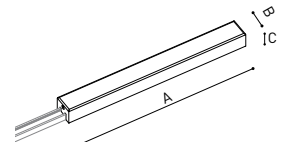
220
240 V~ | Included ON/OFF 24Vdc Power Supply.

MINIMAL TRACK 24V Remote Power Supply	ON/OFF	0434-01-37	60W	24V	180 x 52 x 30mm
		0433-10-22	100W	24V	295 x 43 x 30mm

220
240 V~

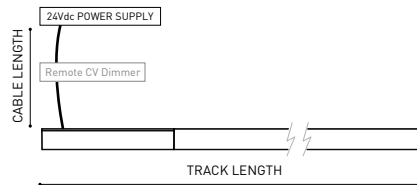
MINIMAL TRACK 24V Remote Constant Voltage Dimmer		0433-01-32	DALI / Push	24V	181 x 42 x 20mm
		0433-01-35	CASAMBI	24V	72,6 x 30 x 18mm
		0434-01-64	WIFI	24V	105 x 44 x 23mm

24V



DROP VOLTAGE TABLE

POWER [W]	CABLE SECTION [mm ²]	CABLE LENGTH [m]			
		<5	<10	<20	<30
40	0,75	30	30	30	30
	1,5	30	30	30	30
60	0,75	30	30	20	10
	1,5	30	30	30	20
100	0,75	20	10	X	X
	1,5	20	20	10	X



COLOUR | N ■ | NT ■ | WT □ |

DIM OPTIONS PLEASE CONSULT

INSTALLATION GUIDE
<https://youtu.be/KnedJbKp7oo>





MINIMAL TRACK 24V Suspension

Profile 2m

A384-02-00- | N | WT |

Profile 2m Initial feed kit

A400-02-10- | N | WT |

Profile 2m Middle feed kit*

A400-02-20- | N | WT |

* Unidirectional Middle Feed.

MINIMAL TRACK 24V Suspension **Corner 90°**

A400-00-03- | N | WT |

Cable Length = 85mm.



MINIMAL TRACK 24V Suspension

Rubber Cable n x 1m

A400-00-01- | N |

n = Total Length of System.

24V | Max. 4A

MINIMAL TRACK 24V Suspension **Straight Joiner**

A400-00-02- | N | WT |



MINIMAL TRACK 24V Suspension **Kit**

A400-02-04- | N | WT |

Max distance between suspension kits = 100 cm.



MINIMAL TRACK 24V Suspension **End Caps**

A400-00-05- | N | WT |

Two End Caps Included.



			P	V	D (A x B x C)
MINIMAL TRACK 24V Suspension Power Supply Box	ON/OFF	A400-00-06- NT WT	40W	24V	280 x 30 x 36mm
		A400-00-07- NT WT	100W	24V	280 x 30 x 36mm
220 V~ Included ON/OFF 24Vdc Power Supply.					
MINIMAL TRACK 24V Remote Power Supply	ON/OFF	0434-01-37	60W	24V	180 x 52 x 30mm
		0433-10-22	100W	24V	295 x 43 x 30mm
220 V~					
MINIMAL TRACK 24V Remote Constant Voltage Dimmer		0433-01-32	DALI / Push	24V	181 x 42 x 20mm
		0433-01-35	CASAMBI	24V	72,6 x 30 x 18mm
		0434-01-64	WIFI	24V	105 x 44 x 23mm



24V

DROP VOLTAGE TABLE

POWER (W)	CABLE SECTION (mm ²)	CABLE LENGTH (m)			
		<5	<10	<20	<30
40	0,75	30	30	30	30
	1,5	30	30	30	30
60	0,75	30	30	20	10
	1,5	30	30	30	20
100	0,75	20	10	X	X
	1,5	20	20	10	X



COLOUR | N ■ | NT ■ | WT □ |

DIM OPTIONS PLEASE CONSULT

MINIMAL TRACK TRIMLESS

ARKOSLIGHT



MINIMAL TRACK 24V Trimless

Profile 2m A467-02-00- | N |



MINIMAL TRACK 24V Trimless

Rubber Cable n x 1m A467-00-01- | N |

n = Total Length of System.

24V | Max. 4A

MINIMAL TRACK 24V Trimless

Corner 90° 1 Plane

A467-00-02- | N |

Cable Length = 140mm.



MINIMAL TRACK 24V Trimless

Corner 90° 1 Plane Connector

A467-00-03- | N |

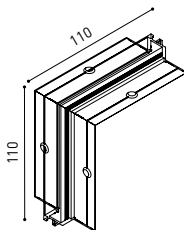


MINIMAL TRACK 24V Trimless

Corner 90° 2 Planes

A467-00-04- | N |

Cable Length = 200mm.



MINIMAL TRACK 24V Trimless

End Caps

A467-00-05- | N |

Two End Caps Included



MINIMAL TRACK 24V Trimless

Straight Joiner

A467-00-06



MINIMAL TRACK 24V Trimless

Connection Box

A467-00-07- | N |



		P	V	D (A x B x C)	
MINIMAL TRACK 24V Remote Power Supply	ON/OFF	0434-01-37	60W	24V	180 x 52 x 30mm
		0433-10-22	100W	24V	295 x 43 x 30mm

220 V~
240 V~

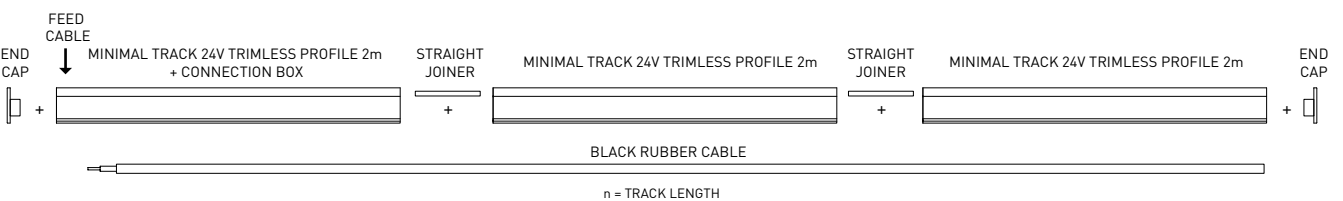
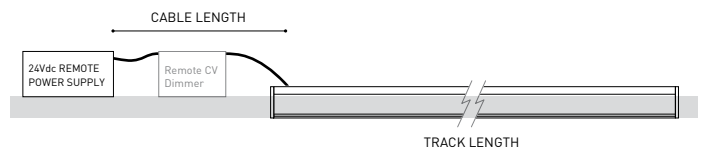
MINIMAL TRACK 24V Remote Constant Voltage Dimmer		0433-01-32	DALI / Push	24V	181 x 42 x 20mm
		0433-01-35	CASAMBI	24V	72,6 x 30 x 18mm
		0434-01-64	WIFI	24V	105 x 44 x 23mm

24V

DROP VOLTAGE TABLE

POWER (W)	CABLE SECTION (mm ²)	CABLE LENGTH (m)			
		<5	<10	<20	<30
60	0,75	30	30	20	10
	1,5	30	30	30	20
100	0,75	20	10	X	X
	1,5	20	20	10	X

Reduce 5 meters per each 'Corner 90° 1 Plane CONNECTOR' used.



COLOUR | N ■ |

DIM OPTIONS PLEASE CONSULT

INSTALLATION GUIDE
<https://youtu.be/KnedJbKp7oo>



Calle N · Pol. Ind. EL OLIVERAL
46394 Ribarroja del Turia · Valencia (Spain)
Tel. +34 961 667 207 · Fax +34 961 667 054
info@arkoslight.com · www.arkoslight.com





Model	Coaxial Trimless
Reference	A023-00-03- W N
Colour	W <input type="checkbox"/> RAL 9016 N <input type="checkbox"/> RAL 9005
Category	Accessories

PRODUCT

Coaxial Trimless

A023-00-03- | W | N |

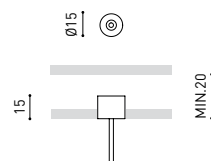
W RAL 9016 | N RAL 9005

Accessories

Fasteners not available



DIMENSIONAL DRAWING



Wire Trimless Accessory is a collection of accessories for fitting tensioners and cables to Arkoslight luminaires suspended directly from the ceiling with any visible ceiling rose or fixings. This achieves a minimalist application with a visually tidy finish.

With Wire Trimless Accessory the items adjacent to the ceiling of the standard product (ceiling roses, fixings, driver boxes, etc.) are concealed by a simple recessed application.

Wire Trimless Accessory reduces the visual impact of the installation leading to extremely minimalist aesthetics. The wires come out of the ceiling material as a part of the structure. This detail creates a much purer, more essential layout, particular when several luminaires are fitted in an arrangement.



Fuente de luz (LED) reemplazable por un profesional autorizado

Replaceable (LED only) light source by an authorized professional.

Source lumineuse (LED) remplaçable par un professionnel agréé

Sorgente luminosa (LED) sostituibile da parte di un professionista autorizzato

Austauschbare (LED) Lichtquelle durch einen autorisierten Fachmann



Equipo de control reemplazable por un profesional autorizado

Replaceable control gear by an authorized professional

Dispositif de commande remplaçable par un professionnel agréé

Alimentatore sostituibile da parte di un professionista autorizzato

Auswechselbares Betriebsgerät durch autorisierten Fachmann

INSTRUCCIONES PARA EL FINAL DE VIDA Y LA ELIMINACIÓN LOS COMPONENTES
 INSTRUCTIONS ON END-OF-LIFE AND COMPONENT DISPOSAL
 INSTRUCTIONS POUR LA GESTION DES COMPOSANTS EN FIN DE VIE ET LEUR MISE AU REBUT
 ISTRUZIONI PER IL FINE VITA E LO SMALTIMENTO DEI COMPONENTI
 ANWEISUNGEN ZUR ENTSORGUNG DER LEUCHTENKOMPONENTEN



Interrumpir la alimentación del aparato
 Cut the power supply to the luminaire
 Couper l'alimentation du luminaire
 Interrompere l'alimentazione dell'apparecchio
 Stromversorgung der Leuchte unterbrechen



Quitar la(s) fuente(s) de luz para el desecho
 Remove light source(s) for disposal
 Retirer la (les) source(s) lumineuse(s) pour l'élimination
 Rimuovere la/le sorgente/e di luce per lo smaltimento
 Lichtquelle(n) zur Entsorgung entfernen



Quitar la batería para el desecho
 Remove the battery for decommissioning
 Retirer la batterie pour sa mise au rebut
 Rimuovere la batteria per la dismissione
 Die Batterie ordnungsgemäß entsorgen



Quitar el equipo de control para el desecho
 Remove control gear for disposal
 Retirer le dispositif de commande pour l'élimination
 Rimuovere l'alimentatore per lo smaltimento
 Betriebsgerät zur Entsorgung ausbauen



Enviar los materiales a un centro de recogida RAEE
 Send the materials to a WEEE collection centre
 Envoyer les matériaux dans une déchetterie DEEE
 Inviare i materiali ad un centro di raccolta RAEE
 Die Materialien in einem WEEE-Zentrum entsorgen

