

GRÖÖE

ZUBEHÖR



MINIMAL TRACK OPTIONS

PREISE



reddot winner 2020
innovative product
& lighting design



Bronze Delta
ADI Awards 2020



HONORABLE MENTION
EUROPEAN
PRODUCT
DESIGN
AWARD



WINNER
2020



archiproducts
DESIGN AWARDS
WINNER 2020



PREMIO
ADCV
2022
ORO

PRODUKT

| | |
|---------------|---|
| Name | LINE MICRO 250 24V 2700K N |
| Artikelnummer | A3950000N |
| Farbe | Schwarz matt |
| RAL | Anodised, bath colour, looks alike RAL 9005 |
| Kategorie | TRACK LIGHTS |

LICHTQUELLE

| | |
|--|------------------|
| Typ | LED |
| Bruttolichtstrom | 330 lm |
| Farbtemperatur | 2700 K |
| Farbstabilität | MacAdam Step 2 |
| Farbwiedergabeindex | CRI > 90 |
| Leistung | 2 W |
| Stromstärke | 400 mA |
| Lichtausbeute | 165 lm/W |
| Nutzlebensdauer der LED in Betriebsstunden | L80B10 > 60.000h |

LEUCHE | PHOTOMETRISCHE DATEN

| | |
|----------------------------|------|
| Leuchtenwirkungsgrad (LOR) | 52% |
| Abstrahlwinkel | 113° |

LEUCHE | ELEKTRISCHE DATEN

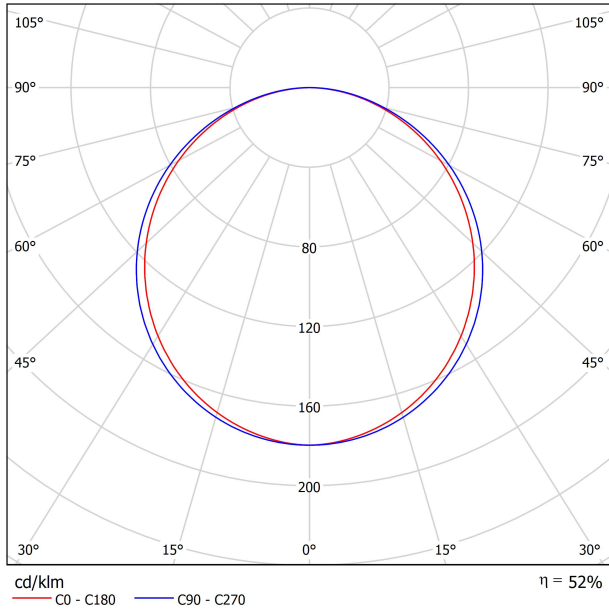
| | |
|----------------------------|--------------|
| Driver | Inklusiv |
| Leistungswerte des Systems | 2,52 W |
| Spannung | 24Vdc |
| Helligkeitssteuerung | DIM-Optionen |
| Schutzklasse | II |

ANDERE DATEN

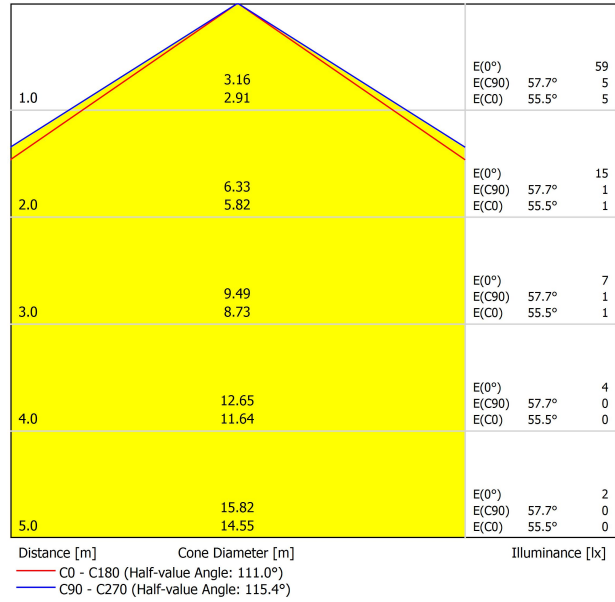
| | |
|----------------------------|--------------------------|
| Dichtigkeit | IP20 |
| Wireless control | Bitte anfragen |
| Schiennentyp | Minimal Track |
| Gewicht | 95 g |
| Gewicht inkl. Verpackung | 125 g |
| Abmessungen der Verpackung | 265 x 46 x 40 mm |
| Stück pro Verpackung | 1 |
| Materialien | Aluminium / Polycarbonat |

Die feinste lineare Leuchte mit diffusem Licht, die sich durch ihr kleines Format und ihre Diskretion auszeichnet. Diese Lösung überträgt auf dieses Schienensystem die Beleuchtungseigenschaften und die Vorteile der Längsbeleuchtung mit einem Diffusor für allgemeine Beleuchtungsanwendungen.

POLAR-KOORDINATEN DIAGRAMM



KEGELDIAGRAMM



UGR

| Glare Evaluation According to UGR | | | | | | | | | | | |
|--|--|---|------|------|------|------|-------------|------|------|------|------|
| | | 70 | 70 | 50 | 30 | 30 | 70 | 70 | 50 | 30 | 30 |
| p Ceiling | | 50 | 30 | 50 | 30 | 30 | 50 | 30 | 50 | 30 | 30 |
| p Walls | | 20 | 20 | 20 | 20 | 20 | 20 | 20 | 20 | 20 | 20 |
| p Floor | | 20 | 20 | 20 | 20 | 20 | 20 | 20 | 20 | 20 | 20 |
| Room Size | Viewing direction at right angles to lamp axis | Viewing direction parallel to lamp axis | | | | | | | | | |
| X Y | | | | | | | | | | | |
| 2H | 2H | 21.1 | 22.4 | 21.4 | 22.7 | 22.9 | 21.4 | 22.7 | 21.7 | 22.9 | 23.2 |
| | 3H | 22.9 | 24.1 | 23.3 | 24.4 | 24.7 | 23.2 | 24.5 | 23.6 | 24.7 | 25.0 |
| | 4H | 23.6 | 24.8 | 24.0 | 25.1 | 25.4 | 24.0 | 25.1 | 24.3 | 25.4 | 25.7 |
| | 6H | 24.2 | 25.3 | 24.6 | 25.6 | 25.9 | 24.5 | 25.6 | 24.9 | 25.9 | 26.2 |
| | 8H | 24.4 | 25.4 | 24.8 | 25.7 | 26.1 | 24.7 | 25.8 | 25.1 | 26.1 | 26.4 |
| | 12H | 24.5 | 25.5 | 24.9 | 25.8 | 26.2 | 24.9 | 25.9 | 25.3 | 26.2 | 26.5 |
| 4H | 2H | 21.7 | 22.9 | 22.0 | 23.1 | 23.4 | 21.9 | 23.1 | 22.3 | 23.4 | 23.6 |
| | 3H | 23.8 | 24.8 | 24.1 | 25.1 | 25.4 | 24.0 | 25.0 | 24.4 | 25.3 | 25.7 |
| | 4H | 24.6 | 25.5 | 25.0 | 25.9 | 26.2 | 24.9 | 25.8 | 25.3 | 26.1 | 26.5 |
| | 6H | 25.3 | 26.1 | 25.8 | 26.5 | 26.9 | 25.6 | 26.4 | 26.0 | 26.8 | 27.2 |
| | 8H | 25.6 | 26.3 | 26.0 | 26.7 | 27.1 | 25.9 | 26.6 | 26.3 | 27.0 | 27.4 |
| | 12H | 25.8 | 26.4 | 26.2 | 26.8 | 27.2 | 26.1 | 26.7 | 26.5 | 27.1 | 27.6 |
| 8H | 4H | 25.0 | 25.7 | 25.4 | 26.1 | 26.5 | 25.2 | 25.9 | 25.7 | 26.3 | 26.7 |
| | 6H | 25.8 | 26.4 | 26.3 | 26.8 | 27.3 | 26.1 | 26.7 | 26.6 | 27.1 | 27.6 |
| | 8H | 26.2 | 26.7 | 26.7 | 27.1 | 27.6 | 26.5 | 27.0 | 26.9 | 27.4 | 27.9 |
| | 12H | 26.4 | 26.9 | 26.9 | 27.3 | 27.8 | 26.8 | 27.2 | 27.2 | 27.7 | 28.2 |
| 12H | 4H | 25.0 | 25.7 | 25.5 | 26.1 | 26.5 | 25.3 | 25.9 | 25.7 | 26.3 | 26.7 |
| | 6H | 25.9 | 26.4 | 26.4 | 26.9 | 27.4 | 26.2 | 26.7 | 26.7 | 27.1 | 27.6 |
| | 8H | 26.3 | 26.8 | 26.8 | 27.2 | 27.7 | 26.6 | 27.0 | 27.1 | 27.5 | 28.0 |
| Variation of the observer position for the luminaire distances S | | | | | | | | | | | |
| S = 1.0H | | +0.1 / -0.1 | | | | | +0.1 / -0.1 | | | | |
| S = 1.5H | | +0.2 / -0.3 | | | | | +0.2 / -0.3 | | | | |
| S = 2.0H | | +0.3 / -0.6 | | | | | +0.3 / -0.6 | | | | |
| Standard table | | BK06 | | | | | BK06 | | | | |
| Correction Summand | | 10.5 | | | | | 10.8 | | | | |
| Corrected Glare Indices referring to 330lm Total Luminous Flux | | | | | | | | | | | |

INSTALLATIONSANLEITUNG



<https://youtu.be/KnedjbKp7oo>



MINIMAL TRACK 24V Profile 2m A384-02-00- | N | WT |



MINIMAL TRACK 24V Rubber Cable n x 1m A384-00-01- | N |

n = Total Length of System.

24V | Max. 4A

MINIMAL TRACK 24V Corner 90° 1 Plane

A384-00-02- | N | WT |

Cable Length = 35mm.



MINIMAL TRACK 24V Corner 90° 1 Plane Rounded

A384-00-03- | N | WT |

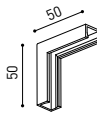
Cable Length = 35mm.



MINIMAL TRACK 24V Corner 90° 2 Planes

A384-00-04- | N | WT |

Cable Length = 100mm.



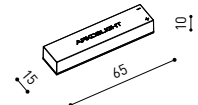
MINIMAL TRACK 24V End Cap

A384-00-05- | N | WT |



MINIMAL TRACK 24V Connection Box

A384-00-06- | N | WT |



| | | | P | V | D (A x B x C) |
|---|--------|-----------------------|------|-----|-----------------|
| MINIMAL TRACK 24V Power Supply Box | ON/OFF | A384-00-07- NT WT | 40W | 24V | 280 x 30 x 24mm |
| | | A384-00-08- NT WT | 100W | 24V | 280 x 30 x 24mm |

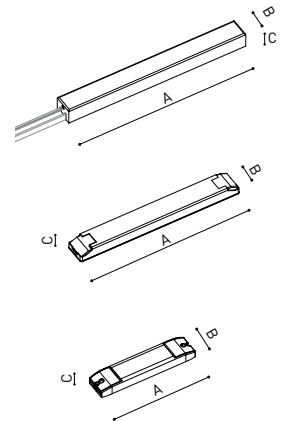
220
240 V~ | Included ON/OFF 24Vdc Power Supply.

| | | | | | |
|--|--------|------------|------|-----|-----------------|
| MINIMAL TRACK 24V Remote Power Supply | ON/OFF | 0434-01-37 | 60W | 24V | 180 x 52 x 30mm |
| | | 0433-10-22 | 100W | 24V | 295 x 43 x 30mm |

220
240 V~

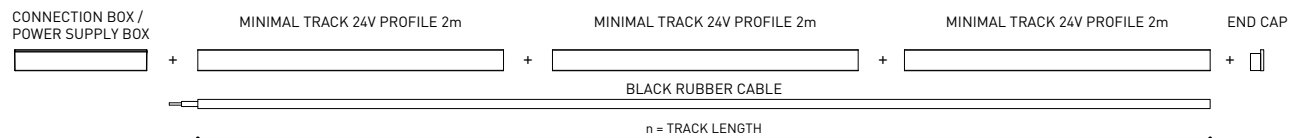
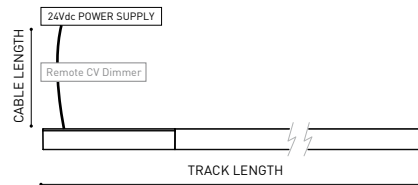
| | | | | | |
|---|--|------------|-------------|-----|------------------|
| MINIMAL TRACK 24V Remote Constant Voltage Dimmer | | 0433-01-32 | DALI / Push | 24V | 181 x 42 x 20mm |
| | | 0433-01-35 | CASAMBI | 24V | 72,6 x 30 x 18mm |
| | | 0434-01-64 | WIFI | 24V | 105 x 44 x 23mm |

24V



DROP VOLTAGE TABLE

| POWER [W] | CABLE SECTION [mm²] | CABLE LENGTH [m] | | | |
|-----------|---------------------|------------------|-----|-----|-----|
| | | <5 | <10 | <20 | <30 |
| 40 | 0,75 | 30 | 30 | 30 | 30 |
| | 1,5 | 30 | 30 | 30 | 30 |
| 60 | 0,75 | 30 | 30 | 20 | 10 |
| | 1,5 | 30 | 30 | 30 | 20 |
| 100 | 0,75 | 20 | 10 | X | X |
| | 1,5 | 20 | 20 | 10 | X |



COLOUR | N ■ | NT ■ | WT □ |

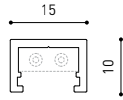
DIM OPTIONS PLEASE CONSULT

INSTALLATION GUIDE
<https://youtu.be/KnedJbKp7oo>



MINIMAL TRACK SUSPENSION

ARKOSLIGHT



MINIMAL TRACK 24V Suspension

Profile 2m

A384-02-00- | N | WT |

Profile 2m Initial feed kit

A400-02-10- | N | WT |

Profile 2m Middle feed kit*

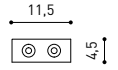
A400-02-20- | N | WT |

* Unidirectional Middle Feed.

MINIMAL TRACK 24V Suspension Corner 90°

A400-00-03- | N | WT |

Cable Length = 85mm.



MINIMAL TRACK 24V Suspension

Rubber Cable n x 1m

A400-00-01- | N |

n = Total Length of System.

24V | Max. 4A

MINIMAL TRACK 24V Suspension Straight Joiner

A400-00-02- | N | WT |

MINIMAL TRACK 24V Suspension Kit

A400-02-04- | N | WT |

Max distance between suspension kits = 100 cm.

MINIMAL TRACK 24V Suspension End Caps

A400-00-05- | N | WT |

Two End Caps Included.



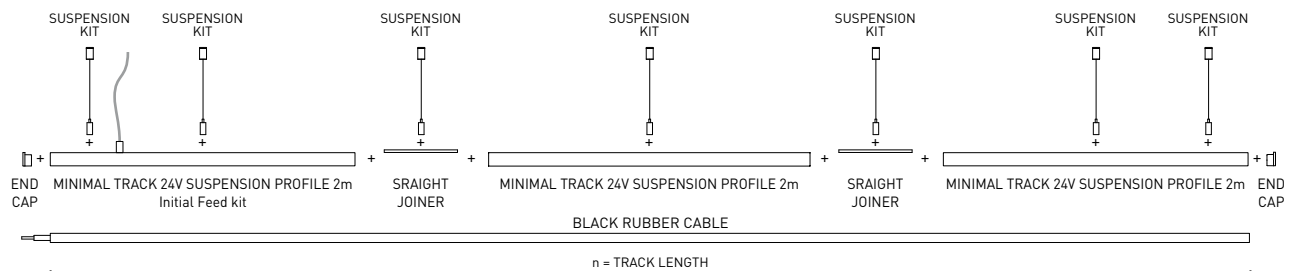
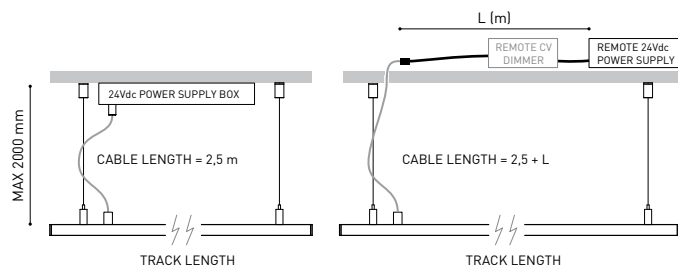
| | | | P | V | D (A x B x C) |
|--|--------|-----------------------|-------------|-----|------------------|
| MINIMAL TRACK 24V Suspension Power Supply Box | ON/OFF | A400-00-06- NT WT | 40W | 24V | 280 x 30 x 36mm |
| | | A400-00-07- NT WT | 100W | 24V | 280 x 30 x 36mm |
| 220 V~ Included ON/OFF 24Vdc Power Supply. | | | | | |
| MINIMAL TRACK 24V Remote Power Supply | ON/OFF | 0434-01-37 | 60W | 24V | 180 x 52 x 30mm |
| | | 0433-10-22 | 100W | 24V | 295 x 43 x 30mm |
| 220 V~ | | | | | |
| MINIMAL TRACK 24V Remote Constant Voltage Dimmer | | 0433-01-32 | DALI / Push | 24V | 181 x 42 x 20mm |
| | | 0433-01-35 | CASAMBI | 24V | 72,6 x 30 x 18mm |
| | | 0434-01-64 | WIFI | 24V | 105 x 44 x 23mm |



24V

DROP VOLTAGE TABLE

| POWER (W) | CABLE SECTION (mm ²) | CABLE LENGTH (m) | | | |
|-----------|----------------------------------|------------------|-----|-----|-----|
| | | <5 | <10 | <20 | <30 |
| 40 | 0,75 | 30 | 30 | 30 | 30 |
| | 1,5 | 30 | 30 | 30 | 30 |
| 60 | 0,75 | 30 | 30 | 20 | 10 |
| | 1,5 | 30 | 30 | 30 | 20 |
| 100 | 0,75 | 20 | 10 | X | X |
| | 1,5 | 20 | 20 | 10 | X |



COLOUR | N ■ | NT ■ | WT □ |

DIM OPTIONS PLEASE CONSULT

Calle N · Pol. Ind. EL OLIVERAL
46394 Ribarroja del Turia · Valencia (Spain)
Tel. +34 961 667 207 · Fax +34 961 667 054
info@arkoslight.com · www.arkoslight.com

5Year
GUARANTEE

WIRE TRIMLESS ACCESSORY

ARKOSLIGHT®

MINIMAL TRACK SUSPENSION



| | |
|------------------|---|
| Model | Coaxial Trimless |
| Reference | A023-00-03- W N |
| Colour | W <input type="checkbox"/> RAL 9016 N <input type="checkbox"/> RAL 9005 |
| Category | Accessories |

PRODUCT

Coaxial Trimless

A023-00-03- | W | N |

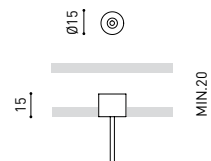
W RAL 9016 | N RAL 9005

Accessories

Fasteners not available



DIMENSIONAL DRAWING



Wire Trimless Accessory umfasst eine Reihe von Zubehörteilen, um Spanner und Kabel der Arkoslight Pendelleuchten direkt an der Decke ohne sichtbare Deckendosen oder Befestigungselemente zu installieren. Dadurch wird eine minimalistische und optisch saubere Umsetzung im Raum erzielt.

Mit Wire Trimless Accessory werden die an der Decke anliegenden Elemente des Standardprodukts (Deckendosen, Befestigungselemente, Treiberboxen...) durch eine einfache Einbauanwendung verborgen.

Wire Trimless Accessory sorgt für unauffällige Installation und eine äußerst minimalistische Ästhetik. Die Kabel kommen als Teil der Struktur aus der Decke. Dieses Detail sorgt für ein besonders nüchternes und essentielles Erscheinungsbild, insbesondere bei Kombinationen von mehreren Elementen.



Fuente de luz (LED) reemplazable por un profesional autorizado

Replaceable (LED only) light source by an authorized professional.

Source lumineuse (LED) remplaçable par un professionnel agréé

Sorgente luminosa (LED) sostituibile da parte di un professionista autorizzato

Austauschbare (LED) Lichtquelle durch einen autorisierten Fachmann



Equipo de control reemplazable por un profesional autorizado

Replaceable control gear by an authorized professional

Dispositif de commande remplaçable par un professionnel agréé

Alimentatore sostituibile da parte di un professionista autorizzato

Auswechselbares Betriebsgerät durch autorisierten Fachmann

INSTRUCCIONES PARA EL FINAL DE VIDA Y LA ELIMINACIÓN LOS COMPONENTES
 INSTRUCTIONS ON END-OF-LIFE AND COMPONENT DISPOSAL
 INSTRUCTIONS POUR LA GESTION DES COMPOSANTS EN FIN DE VIE ET LEUR MISE AU REBUT
 ISTRUZIONI PER IL FINE VITA E LO SMALTIMENTO DEI COMPONENTI
 ANWEISUNGEN ZUR ENTSORGUNG DER LEUCHTENKOMPONENTEN



Interrumpir la alimentación del aparato
 Cut the power supply to the luminaire
 Couper l'alimentation du luminaire
 Interrompere l'alimentazione dell'apparecchio
 Stromversorgung der Leuchte unterbrechen



Quitar la(s) fuente(s) de luz para el desecho
 Remove light source(s) for disposal
 Retirer la (les) source(s) lumineuse(s) pour l'élimination
 Rimuovere la/le sorgente/e di luce per lo smaltimento
 Lichtquelle(n) zur Entsorgung entfernen



Quitar la batería para el desecho
 Remove the battery for decommissioning
 Retirer la batterie pour sa mise au rebut
 Rimuovere la batteria per la dismissione
 Die Batterie ordnungsgemäß entsorgen



Quitar el equipo de control para el desecho
 Remove control gear for disposal
 Retirer le dispositif de commande pour l'élimination
 Rimuovere l'alimentatore per lo smaltimento
 Betriebsgerät zur Entsorgung ausbauen



Enviar los materiales a un centro de recogida RAEE
 Send the materials to a WEEE collection centre
 Envoyer les matériaux dans une déchetterie DEEE
 Inviare i materiali ad un centro di raccolta RAEE
 Die Materialien in einem WEEE-Zentrum entsorgen

