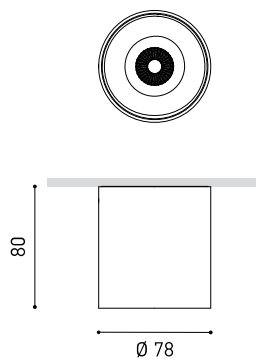




## DIMENSIONS



## ACCESSORIES



DRIVER OPTIONS

Name	SHOT LIGHT M SURFACE 2700K WTW
Reference	A3960010WTW
Color	Textured white - White - Other colours, please consult
RAL	9016
Category	SURFACE

## PRODUCT

Type	LED
Gross luminous flux	660 / 910 / 1470 lm
Colour temperature	2700 K
Chromatic stability	MacAdam Step 2
Colour Rendering Index	CRI > 90
Power	4,5 / 6,5 / 12,4 W
Current	140 / 200 / 350 mA
Efficacy	147 / 140 / 119 lm/W
LED lifespan	L90B10 > 55.000h

## LIGHT SOURCE

Lighting efficiency	84%
Light beam angle	38°

## LIGHTING FIXTURE | PHOTOMETRIC DATA

Driver	Excluded: Must be placed on remote
Dimming	No Dim / DALI
Electrical insulation class	III

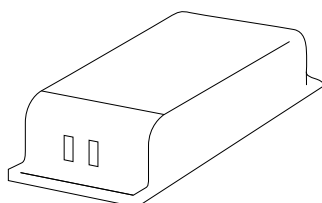
## LIGHTING FIXTURE | ELECTRICAL DATA


Sealing	IP20
Wireless control	Please Consult
Weight	285 g
Packaged weight	340 g
Packaging dimensions	114 x 103 x 89 mm
Units per package	1
Materials	Aluminium / Acrylonitrile Butadiene Styrene / Polycarbonate

## OTHER DATA



A surface luminaire conceived to be a discreet point of light in the ceiling that hides the illumination source from sight and aims to offer maximum visual comfort. In order to achieve this, it has an anti-glare screen and a specifically designed micro-reflector that generates a perfectly defined light beam.



DRIVER OPTIONS		I	P	K	Lm
ON / OFF	<b>0434-00-36</b>	140mA	4,5W	2700K	660
				3000K	690
				4000K	700
	<b>0434-00-37</b>	200mA	6,5W	2700K	910
				3000K	940
				4000K	960
	<b>0434-00-39</b>	350mA	12,4W	2700K	1470
				3000K	1530
				4000K	1550
 DALI	<b>0434-00-79</b>	350mA	12,4W	2700K	1470
				3000K	1530
				4000K	1550

220  
240 V~

Driver must be placed on remote



Fuente de luz (LED) reemplazable por un profesional autorizado

Replaceable (LED only) light source by an authorized professional.

Source lumineuse (LED) remplaçable par un professionnel agréé

Sorgente luminosa (LED) sostituibile da parte di un professionista autorizzato

Austauschbare (LED) Lichtquelle durch einen autorisierten Fachmann



Equipo de control reemplazable por un profesional autorizado

Replaceable control gear by an authorized professional

Dispositif de commande remplaçable par un professionnel agréé

Alimentatore sostituibile da parte di un professionista autorizzato

Auswechselbares Betriebsgerät durch autorisierten Fachmann

INSTRUCCIONES PARA EL FINAL DE VIDA Y LA ELIMINACIÓN LOS COMPONENTES  
 INSTRUCTIONS ON END-OF-LIFE AND COMPONENT DISPOSAL  
 INSTRUCTIONS POUR LA GESTION DES COMPOSANTS EN FIN DE VIE ET LEUR MISE AU REBUT  
 ISTRUZIONI PER IL FINE VITA E LO SMALTIMENTO DEI COMPONENTI  
 ANWEISUNGEN ZUR ENTSORGUNG DER LEUCHTENKOMPONENTEN



Interrumpir la alimentación del aparato  
 Cut the power supply to the luminaire  
 Couper l'alimentation du luminaire  
 Interrompere l'alimentazione dell'apparecchio  
 Stromversorgung der Leuchte unterbrechen



Quitar la(s) fuente(s) de luz para el desecho  
 Remove light source(s) for disposal  
 Retirer la (les) source(s) lumineuse(s) pour l'élimination  
 Rimuovere la/le sorgente/e di luce per lo smaltimento  
 Lichtquelle(n) zur Entsorgung entfernen



Quitar la batería para el desecho  
 Remove the battery for decommissioning  
 Retirer la batterie pour sa mise au rebut  
 Rimuovere la batteria per la dismissione  
 Die Batterie ordnungsgemäß entsorgen



Quitar el equipo de control para el desecho  
 Remove control gear for disposal  
 Retirer le dispositif de commande pour l'élimination  
 Rimuovere l'alimentatore per lo smaltimento  
 Betriebsgerät zur Entsorgung ausbauen



Enviar los materiales a un centro de recogida RAEE  
 Send the materials to a WEEE collection centre  
 Envoyer les matériaux dans une déchetterie DEEE  
 Inviare i materiali ad un centro di raccolta RAEE  
 Die Materialien in einem WEEE-Zentrum entsorgen

