



### DIMENSIONES



### ACCESORIOS



MINIMAL TRACK OPTIONS

### PREMIOS



### PRODUCTO

|            |                                     |
|------------|-------------------------------------|
| Nombre     | FIT 27 24V 2 SPOT 2700K G           |
| Referencia | A3991010G                           |
| Color      | Dorado                              |
| RAL        | Pintura de nanopartículas metálicas |
| Categoría  | TRACK LIGHTS                        |

### FUENTE DE LUZ

|                                  |                   |
|----------------------------------|-------------------|
| Tipo                             | LED               |
| Flujo Luminoso                   | 520 lm            |
| Temperatura de color             | 2700 K            |
| Estabilidad cromática            | MacAdam Step 2    |
| Índice de reproducción cromática | CRI > 90          |
| Potencia                         | 5,5 W             |
| Corriente                        | 500 mA            |
| Eficacia                         | 95 lm/W           |
| Horas de Vida del LED            | L90B10 > 108.000h |

### LUMINARIA | DATOS FOTOMÉTRICOS

|                       |     |
|-----------------------|-----|
| Eficiencia Lumínica   | 84% |
| Ángulo del haz de luz | 18° |

### LUMINARIA | DATOS ELÉCTRICOS

|                              |              |
|------------------------------|--------------|
| Driver                       | Incluido     |
| Potencia del sistema         | 6,34 W       |
| Tensión                      | 24Vdc        |
| Regulación                   | Opciones DIM |
| Clase de seguridad eléctrica | II           |

### OTROS DATOS

|                       |                          |
|-----------------------|--------------------------|
| Estanqueidad          | IP20                     |
| Control inalámbrico   | Consultar                |
| Ángulo de basculación | 90°                      |
| Ángulo de giro        | 355°                     |
| Tipo de carril        | Minimal Track            |
| Peso                  | 75 g                     |
| Peso con embalaje     | 115 g                    |
| Dimensiones embalaje  | 113 x 111 x 32 mm        |
| Unidades por embalaje | 1                        |
| Materiales            | Aluminio / Policarbonato |

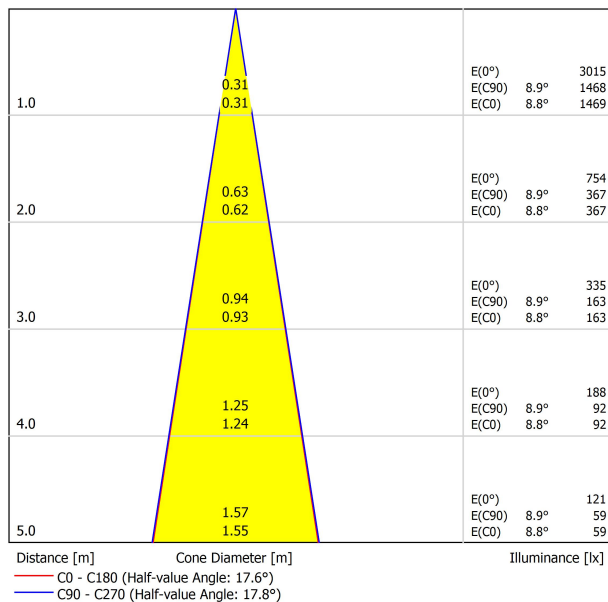


Fit 27 24V es un proyector para el sistema Minimal Track. De geometría cilíndrica y formas esenciales, destaca por su minimalismo estético y su funcionalidad, ya que puede orientarse en todas las direcciones. El perímetro de su boca en negro acentúa su vocación antideslumbramiento.

DIAGRAMA POLAR



DIAGRAMA CÓNICO



GUÍA DE INSTALACIÓN



<https://youtu.be/KnedjbKp7oo>



**MINIMAL TRACK 24V Profile 2m** A384-02-00- | N | WT |



**MINIMAL TRACK 24V Rubber Cable n x 1m** A384-00-01- | N |

n = Total Length of System.

24V | Max. 4A

**MINIMAL TRACK 24V Corner 90° 1 Plane**

A384-00-02- | N | WT |

Cable Length = 35mm.



**MINIMAL TRACK 24V Corner 90° 1 Plane Rounded**

A384-00-03- | N | WT |

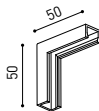
Cable Length = 35mm.



**MINIMAL TRACK 24V Corner 90° 2 Planes**

A384-00-04- | N | WT |

Cable Length = 100mm.



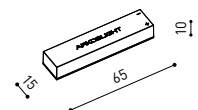
**MINIMAL TRACK 24V End Cap**

A384-00-05- | N | WT |



**MINIMAL TRACK 24V Connection Box**

A384-00-06- | N | WT |



|   |        |                       | P    | V   | D [A x B x C]   |
|---|--------|-----------------------|------|-----|-----------------|
| <b>MINIMAL TRACK 24V Power Supply Box</b> | ON/OFF | A384-00-07-   NT   WT | 40W  | 24V | 280 x 30 x 24mm |
|   |        | A384-00-08-   NT   WT | 100W | 24V | 280 x 30 x 24mm |

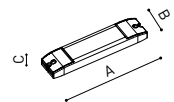
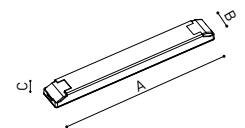
220  
240 V~ | Included ON/OFF 24Vdc Power Supply.

|  |        |            |      |     |                 |
|--|--------|------------|------|-----|-----------------|
| <b>MINIMAL TRACK 24V Remote Power Supply</b> | ON/OFF | 0434-01-37 | 60W  | 24V | 180 x 52 x 30mm |
|  |        | 0433-10-22 | 100W | 24V | 295 x 43 x 30mm |

220  
240 V~

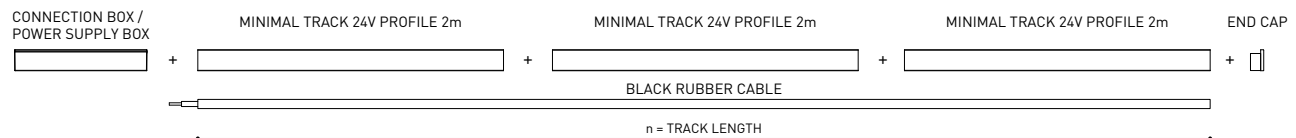
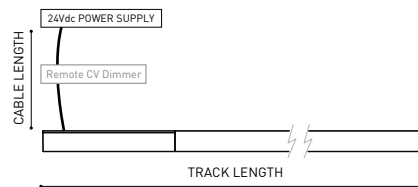
|   |  |            |             |     |                  |
|---|--|------------|-------------|-----|------------------|
| <b>MINIMAL TRACK 24V Remote Constant Voltage Dimmer</b> |  | 0433-01-32 | DALI / Push | 24V | 181 x 42 x 20mm  |
|   |  | 0433-01-35 | CASAMBI     | 24V | 72,6 x 30 x 18mm |
|   |  | 0434-01-64 | WIFI        | 24V | 105 x 44 x 23mm  |

24V



**DROP VOLTAGE TABLE**

| POWER [W] | CABLE SECTION [mm²] | CABLE LENGTH [m] |     |     |     |
|-----------|---------------------|------------------|-----|-----|-----|
|           |                     | <5               | <10 | <20 | <30 |
| 40        | 0,75                | 30               | 30  | 30  | 30  |
|           | 1,5                 | 30               | 30  | 30  | 30  |
| 60        | 0,75                | 30               | 30  | 20  | 10  |
|           | 1,5                 | 30               | 30  | 30  | 20  |
| 100       | 0,75                | 20               | 10  | X   | X   |
|           | 1,5                 | 20               | 20  | 10  | X   |



COLOUR | N ■ | NT ■ | WT □ |

DIM OPTIONS PLEASE CONSULT

INSTALLATION GUIDE  
<https://youtu.be/KnedJbKp7oo>



# MINIMAL TRACK SUSPENSION

ARKOSLIGHT



## MINIMAL TRACK 24V Suspension

Profile 2m

A384-02-00- | N | WT |

Profile 2m Initial feed kit

A400-02-10- | N | WT |

Profile 2m Middle feed kit\*

A400-02-20- | N | WT |

\* Unidirectional Middle Feed.

## MINIMAL TRACK 24V Suspension Corner 90°

A400-00-03- | N | WT |

Cable Length = 85mm.



## MINIMAL TRACK 24V Suspension

Rubber Cable n x 1m

A400-00-01- | N |

n = Total Length of System.

24V | Max. 4A

## MINIMAL TRACK 24V Suspension Straight Joiner

A400-00-02- | N | WT |

## MINIMAL TRACK 24V Suspension Kit

A400-02-04- | N | WT |

Max distance between suspension kits = 100 cm.

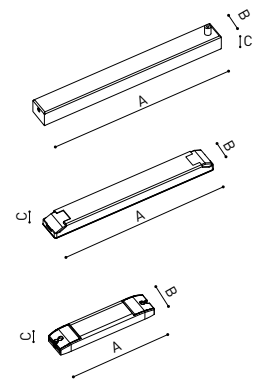
## MINIMAL TRACK 24V Suspension End Caps

A400-00-05- | N | WT |

Two End Caps Included.



|  |        |                       | P           | V   | D (A x B x C)    |
|--|--------|-----------------------|-------------|-----|------------------|
| MINIMAL TRACK 24V Suspension Power Supply Box    | ON/OFF | A400-00-06-   NT   WT | 40W         | 24V | 280 x 30 x 36mm  |
|  |        | A400-00-07-   NT   WT | 100W        | 24V | 280 x 30 x 36mm  |
| 220 V~   Included ON/OFF 24Vdc Power Supply.     |        |                       |             |     |                  |
| MINIMAL TRACK 24V Remote Power Supply            | ON/OFF | 0434-01-37            | 60W         | 24V | 180 x 52 x 30mm  |
|  |        | 0433-10-22            | 100W        | 24V | 295 x 43 x 30mm  |
| 220 V~   |        |                       |             |     |                  |
| MINIMAL TRACK 24V Remote Constant Voltage Dimmer |        | 0433-01-32            | DALI / Push | 24V | 181 x 42 x 20mm  |
|  |        | 0433-01-35            | CASAMBI     | 24V | 72,6 x 30 x 18mm |
|  |        | 0434-01-64            | WIFI        | 24V | 105 x 44 x 23mm  |



24V

## DROP VOLTAGE TABLE

| POWER (W) | CABLE SECTION (mm <sup>2</sup> ) | CABLE LENGTH (m) |     |     |     |
|-----------|----------------------------------|------------------|-----|-----|-----|
|           |                                  | <5               | <10 | <20 | <30 |
| 40        | 0,75                             | 30               | 30  | 30  | 30  |
|           | 1,5                              | 30               | 30  | 30  | 30  |
| 60        | 0,75                             | 30               | 30  | 20  | 10  |
|           | 1,5                              | 30               | 30  | 30  | 20  |
| 100       | 0,75                             | 20               | 10  | X   | X   |
|           | 1,5                              | 20               | 20  | 10  | X   |



COLOUR | N ■ | NT ■ | WT □ |

DIM OPTIONS PLEASE CONSULT

Calle N · Pol. Ind. EL OLIVERAL  
46394 Ribarroja del Turia · Valencia (Spain)  
Tel. +34 961 667 207 · Fax +34 961 667 054  
info@arkoslight.com · www.arkoslight.com



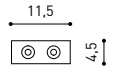
# MINIMAL TRACK TRIMLESS

# ARKOSLIGHT



## MINIMAL TRACK 24V Trimless

Profile 2m A467-02-00- | N |



## MINIMAL TRACK 24V Trimless

Rubber Cable n x 1m A467-00-01- | N |

n = Total Length of System.

24V | Max. 4A III

## MINIMAL TRACK 24V Trimless

Corner 90° 1 Plane

A467-00-02- | N |

Cable Length = 140mm.



## MINIMAL TRACK 24V Trimless

Corner 90° 1 Plane Connector

A467-00-03- | N |

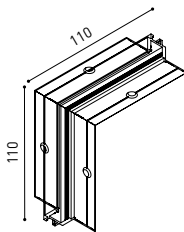


## MINIMAL TRACK 24V Trimless

Corner 90° 2 Planes

A467-00-04- | N |

Cable Length = 200mm.



## MINIMAL TRACK 24V Trimless

End Caps

A467-00-05- | N |

Two End Caps Included



## MINIMAL TRACK 24V Trimless

Straight Joiner

A467-00-06



## MINIMAL TRACK 24V Trimless

Connection Box

A467-00-07- | N |

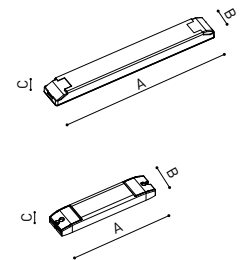


|                                       | ON/OFF |            | P    | V   | D (A x B x C)   |
|---------------------------------------|--------|------------|------|-----|-----------------|
| MINIMAL TRACK 24V Remote Power Supply |        | 0434-01-37 | 60W  | 24V | 180 x 52 x 30mm |
|                                       |        | 0433-10-22 | 100W | 24V | 295 x 43 x 30mm |

220 V~  
240 V~

|  |  |            | P           | V   | D (A x B x C)    |
|--|--|------------|-------------|-----|------------------|
| MINIMAL TRACK 24V Remote Constant Voltage Dimmer |  | 0433-01-32 | DALI / Push | 24V | 181 x 42 x 20mm  |
|  |  | 0433-01-35 | CASAMBI     | 24V | 72,6 x 30 x 18mm |
|  |  | 0434-01-64 | WIFI        | 24V | 105 x 44 x 23mm  |

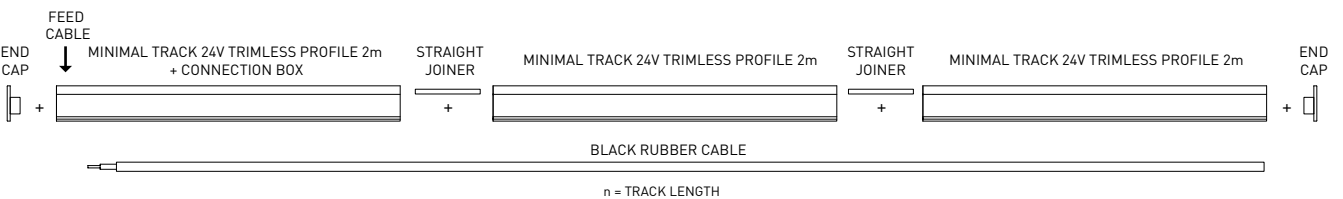
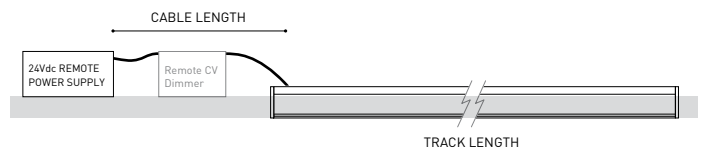
24V



## DROP VOLTAGE TABLE

| POWER (W) | CABLE SECTION (mm <sup>2</sup> ) | CABLE LENGTH (m) |     |     |     |
|-----------|----------------------------------|------------------|-----|-----|-----|
|           |                                  | <5               | <10 | <20 | <30 |
| 60        | 0,75                             | 30               | 30  | 20  | 10  |
|           | 1,5                              | 30               | 30  | 30  | 20  |
| 100       | 0,75                             | 20               | 10  | X   | X   |
|           | 1,5                              | 20               | 20  | 10  | X   |

Reduce 5 meters per each 'Corner 90° 1 Plane CONNECTOR' used.



COLOUR | N ■ |

DIM OPTIONS PLEASE CONSULT

INSTALLATION GUIDE  
<https://youtu.be/KnedJbKp7oo>



Calle N · Pol. Ind. EL OLIVERAL  
46394 Ribarroja del Turia · Valencia (Spain)  
Tel. +34 961 667 207 · Fax +34 961 667 054  
info@arkoslight.com · www.arkoslight.com



# WIRE TRIMLESS ACCESSORY

ARKOSLIGHT®

## MINIMAL TRACK SUSPENSION



|                  |   |
|------------------|---|
| <b>Model</b>     | Coaxial Trimless  |
| <b>Reference</b> | A023-00-03-   W   N   |
| <b>Colour</b>    | W <input type="checkbox"/> RAL 9016   N <input type="checkbox"/> RAL 9005 |
| <b>Category</b>  | Accessories   |

### PRODUCT

Coaxial Trimless

A023-00-03- | W | N |

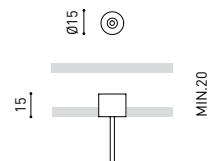
W  RAL 9016 | N  RAL 9005

Accessories

Fasteners not available



### DIMENSIONAL DRAWING



Wire Trimless Accessory es una colección de accesorios que permiten instalar los tensores y cables de las luminarias de suspensión de Arkoslight directamente desde el techo, sin ningún lorón ni anclaje visto. Se logra así una aplicación minimalista y visualmente limpia en el espacio.

Con los Wire Trimless Accessory los elementos adyacentes al techo del producto estándar (florones, anclajes, cajas de driver...) se esconden a través de una simple aplicación de empotramiento.

Wire Trimless Accessory reduce el peso visual de la instalación y genera una estética extremadamente minimalista. Los cables nacen desde el material en el techo como parte de la estructura. Este detalle genera una disposición mucho más pura y esencial, especialmente, en composiciones de varias unidades.



Fuente de luz (LED) reemplazable por un profesional autorizado  
 Replaceable (LED only) light source by an authorized professional.  
 Source lumineuse (LED) remplaçable par un professionnel agréé  
 Sorgente luminosa (LED) sostituibile da parte di un professionista autorizzato  
 Austauschbare (LED) Lichtquelle durch einen autorisierten Fachmann



Equipo de control reemplazable por un profesional autorizado  
 Replaceable control gear by an authorized professional  
 Dispositif de commande remplaçable par un professionnel agréé  
 Alimentatore sostituibile da parte di un professionista autorizzato  
 Auswechselbares Betriebsgerät durch autorisierten Fachmann

INSTRUCCIONES PARA EL FINAL DE VIDA Y LA ELIMINACIÓN LOS COMPONENTES  
 INSTRUCTIONS ON END-OF-LIFE AND COMPONENT DISPOSAL  
 INSTRUCTIONS POUR LA GESTION DES COMPOSANTS EN FIN DE VIE ET LEUR MISE AU REBUT  
 ISTRUZIONI PER IL FINE VITA E LO SMALTIMENTO DEI COMPONENTI  
 ANWEISUNGEN ZUR ENTSORGUNG DER LEUCHTENKOMPONENTEN



Interrumpir la alimentación del aparato  
 Cut the power supply to the luminaire  
 Couper l'alimentation du luminaire  
 Interrompere l'alimentazione dell'apparecchio  
 Stromversorgung der Leuchte unterbrechen



Quitar la(s) fuente(s) de luz para el desecho  
 Remove light source(s) for disposal  
 Retirer la (les) source(s) lumineuse(s) pour l'élimination  
 Rimuovere la/le sorgente/e di luce per lo smaltimento  
 Lichtquelle(n) zur Entsorgung entfernen



Quitar la batería para el desecho  
 Remove the battery for decommissioning  
 Retirer la batterie pour sa mise au rebut  
 Rimuovere la batteria per la dismissione  
 Die Batterie ordnungsgemäß entsorgen



Quitar el equipo de control para el desecho  
 Remove control gear for disposal  
 Retirer le dispositif de commande pour l'élimination  
 Rimuovere l'alimentatore per lo smaltimento  
 Betriebsgerät zur Entsorgung ausbauen

Enviar los materiales a un centro de recogida RAEE  
 Send the materials to a WEEE collection centre  
 Envoyer les matériaux dans une déchetterie DEEE  
 Inviare i materiali ad un centro di raccolta RAEE  
 Die Materialien in einem WEEE-Zentrum entsorgen

