



DIMENSIONES



ACCESORIOS



MINIMAL TRACK OPTIONS

PREMIOS



reddot winner 2020
innovative product
& lighting design



Bronze Delta
ADI Awards 2020



HONORABLE MENTION
EUROPEAN
PRODUCT
DESIGN
AWARD



WINNER
2020



archiproducts
DESIGN AWARDS
WINNER 2020



ORO

PRODUCTO

| | |
|------------|------------------------------|
| Nombre | FIT 27 24V 2 MEDIUM 3000K NT |
| Referencia | A3991021NT |
| Color | Negro Texturado |
| RAL | 9005 |
| Categoría | TRACK LIGHTS |

FUENTE DE LUZ

| | |
|----------------------------------|-------------------|
| Tipo | LED |
| Flujo Luminoso | 560 lm |
| Temperatura de color | 3000 K |
| Estabilidad cromática | MacAdam Step 2 |
| Índice de reproducción cromática | CRI > 90 |
| Potencia | 5,5 W |
| Corriente | 500 mA |
| Eficacia | 102 lm/W |
| Horas de Vida del LED | L90B10 > 108.000h |

LUMINARIA | DATOS FOTOMÉTRICOS

| | |
|-----------------------|-----|
| Eficiencia Lumínica | 82% |
| Ángulo del haz de luz | 31° |

LUMINARIA | DATOS ELÉCTRICOS

| | |
|------------------------------|--------------|
| Driver | Incluido |
| Potencia del sistema | 6,34 W |
| Tensión | 24Vdc |
| Regulación | Opciones DIM |
| Clase de seguridad eléctrica | II |

OTROS DATOS

| | |
|-----------------------|--------------------------|
| Estanqueidad | IP20 |
| Control inalámbrico | Consultar |
| Ángulo de basculación | 90° |
| Ángulo de giro | 355° |
| Tipo de carril | Minimal Track |
| Peso | 75 g |
| Peso con embalaje | 115 g |
| Dimensiones embalaje | 113 x 111 x 32 mm |
| Unidades por embalaje | 1 |
| Materiales | Aluminio / Policarbonato |



Fit 27 24V es un proyector para el sistema Minimal Track. De geometría cilíndrica y formas esenciales, destaca por su minimalismo estético y su funcionalidad, ya que puede orientarse en todas las direcciones. El perímetro de su boca en negro acentúa su vocación antideslumbramiento.

DIAGRAMA POLAR

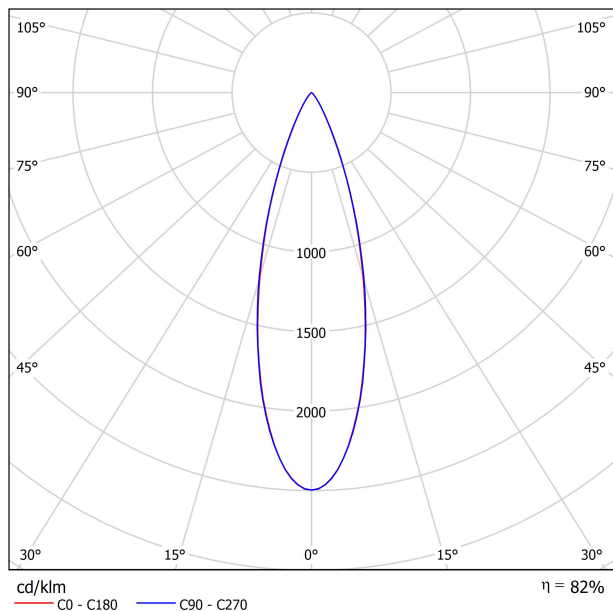
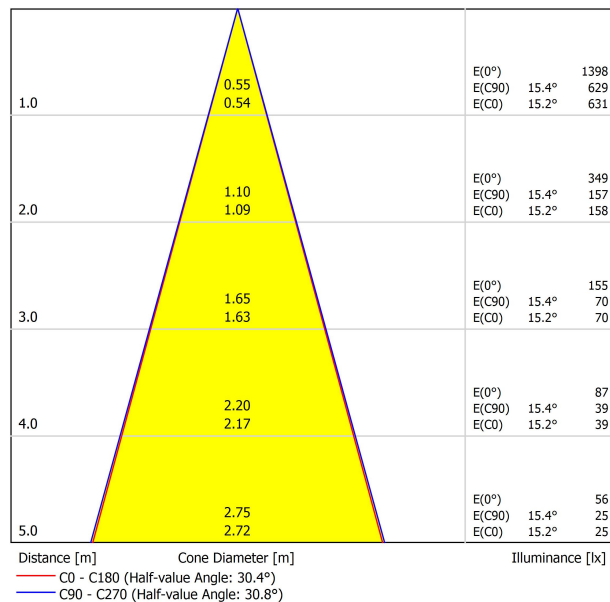


DIAGRAMA CÓNICO



GUÍA DE INSTALACIÓN



<https://youtu.be/KnedjbKp7oo>



MINIMAL TRACK 24V Profile 2m A384-02-00- | N | WT |



MINIMAL TRACK 24V Rubber Cable n x 1m A384-00-01- | N |

n = Total Length of System.

24V | Max. 4A

MINIMAL TRACK 24V Corner 90° 1 Plane

A384-00-02- | N | WT |

Cable Length = 35mm.



MINIMAL TRACK 24V Corner 90° 1 Plane Rounded

A384-00-03- | N | WT |

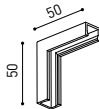
Cable Length = 35mm.



MINIMAL TRACK 24V Corner 90° 2 Planes

A384-00-04- | N | WT |

Cable Length = 100mm.



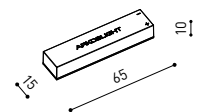
MINIMAL TRACK 24V End Cap

A384-00-05- | N | WT |



MINIMAL TRACK 24V Connection Box

A384-00-06- | N | WT |



| | | | P | V | D [A x B x C] |
|---|--------|-----------------------|------|-----|-----------------|
| MINIMAL TRACK 24V Power Supply Box | ON/OFF | A384-00-07- NT WT | 40W | 24V | 280 x 30 x 24mm |
| | | A384-00-08- NT WT | 100W | 24V | 280 x 30 x 24mm |

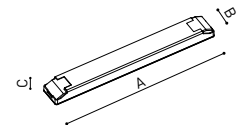
220
240 V~ | Included ON/OFF 24Vdc Power Supply.

| | | | | | |
|--|--------|------------|------|-----|-----------------|
| MINIMAL TRACK 24V Remote Power Supply | ON/OFF | 0434-01-37 | 60W | 24V | 180 x 52 x 30mm |
| | | 0433-10-22 | 100W | 24V | 295 x 43 x 30mm |

220
240 V~

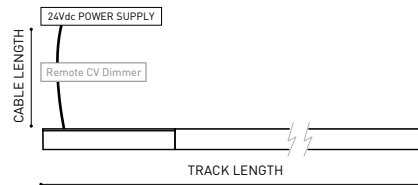
| | | | | | |
|---|--|------------|-------------|-----|------------------|
| MINIMAL TRACK 24V Remote Constant Voltage Dimmer | | 0433-01-32 | DALI / Push | 24V | 181 x 42 x 20mm |
| | | 0433-01-35 | CASAMBI | 24V | 72,6 x 30 x 18mm |
| | | 0434-01-64 | WIFI | 24V | 105 x 44 x 23mm |

24V



DROP VOLTAGE TABLE

| POWER [W] | CABLE SECTION [mm²] | CABLE LENGTH [m] | | | |
|-----------|---------------------|------------------|-----|-----|-----|
| | | <5 | <10 | <20 | <30 |
| 40 | 0,75 | 30 | 30 | 30 | 30 |
| | 1,5 | 30 | 30 | 30 | 30 |
| 60 | 0,75 | 30 | 30 | 20 | 10 |
| | 1,5 | 30 | 30 | 30 | 20 |
| 100 | 0,75 | 20 | 10 | X | X |
| | 1,5 | 20 | 20 | 10 | X |



COLOUR | N ■ | NT ■ | WT □ |

DIM OPTIONS PLEASE CONSULT

INSTALLATION GUIDE
<https://youtu.be/KnedJbKp7oo>





MINIMAL TRACK 24V Suspension

Profile 2m

A384-02-00- | N | WT |

Profile 2m Initial feed kit

A400-02-10- | N | WT |

Profile 2m Middle feed kit*

A400-02-20- | N | WT |

* Unidirectional Middle Feed.

MINIMAL TRACK 24V Suspension Corner 90°

A400-00-03- | N | WT |

Cable Length = 85mm.



MINIMAL TRACK 24V Suspension

Rubber Cable n x 1m

A400-00-01- | N |

n = Total Length of System.

24V | Max. 4A

MINIMAL TRACK 24V Suspension Straight Joiner

A400-00-02- | N | WT |



MINIMAL TRACK 24V Suspension Kit

A400-02-04- | N | WT |

Max distance between suspension kits = 100 cm.



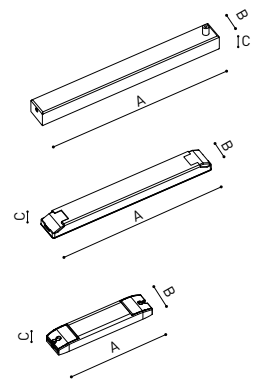
MINIMAL TRACK 24V Suspension End Caps

A400-00-05- | N | WT |

Two End Caps Included.



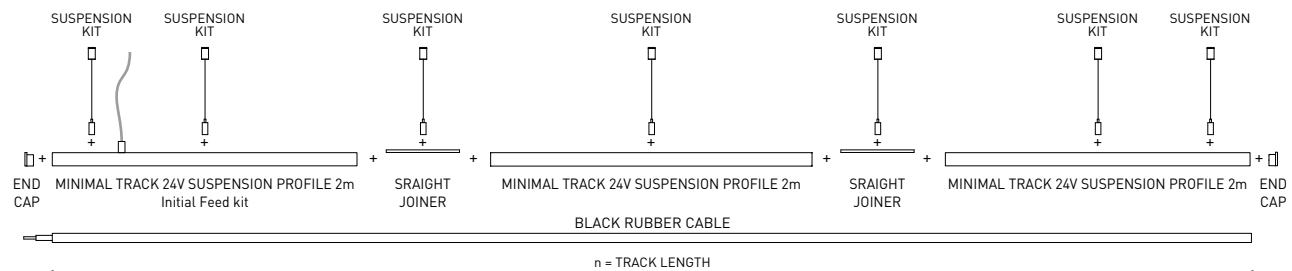
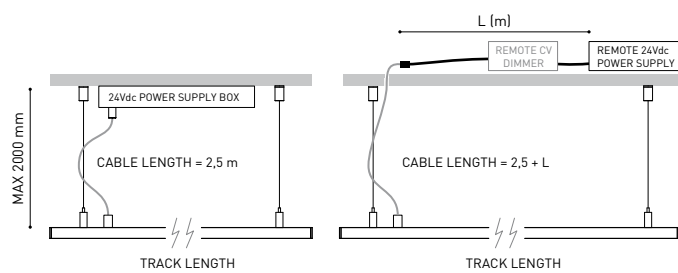
| | | | P | V | D (A x B x C) |
|--|--------|-----------------------|-------------|-----|------------------|
| MINIMAL TRACK 24V Suspension Power Supply Box | ON/OFF | A400-00-06- NT WT | 40W | 24V | 280 x 30 x 36mm |
| | | A400-00-07- NT WT | 100W | 24V | 280 x 30 x 36mm |
| 220 V~ Included ON/OFF 24Vdc Power Supply. | | | | | |
| MINIMAL TRACK 24V Remote Power Supply | ON/OFF | 0434-01-37 | 60W | 24V | 180 x 52 x 30mm |
| | | 0433-10-22 | 100W | 24V | 295 x 43 x 30mm |
| 220 V~ | | | | | |
| MINIMAL TRACK 24V Remote Constant Voltage Dimmer | | 0433-01-32 | DALI / Push | 24V | 181 x 42 x 20mm |
| | | 0433-01-35 | CASAMBI | 24V | 72,6 x 30 x 18mm |
| | | 0434-01-64 | WIFI | 24V | 105 x 44 x 23mm |



24V

DROP VOLTAGE TABLE

| POWER (W) | CABLE SECTION (mm²) | CABLE LENGTH (m) | | | |
|-----------|---------------------|------------------|-----|-----|-----|
| | | <5 | <10 | <20 | <30 |
| 40 | 0,75 | 30 | 30 | 30 | 30 |
| | 1,5 | 30 | 30 | 30 | 30 |
| 60 | 0,75 | 30 | 30 | 20 | 10 |
| | 1,5 | 30 | 30 | 30 | 20 |
| 100 | 0,75 | 20 | 10 | X | X |
| | 1,5 | 20 | 20 | 10 | X |



COLOUR | N ■ | NT ■ | WT □ |

DIM OPTIONS PLEASE CONSULT

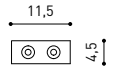
MINIMAL TRACK TRIMLESS

ARKOSLIGHT



MINIMAL TRACK 24V Trimless

Profile 2m A467-02-00- | N |



MINIMAL TRACK 24V Trimless

Rubber Cable n x 1m A467-00-01- | N |

n = Total Length of System.

24V | Max. 4A III

MINIMAL TRACK 24V Trimless

Corner 90° 1 Plane

A467-00-02- | N |

Cable Length = 140mm.



MINIMAL TRACK 24V Trimless

Corner 90° 1 Plane Connector

A467-00-03- | N |

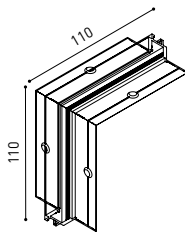


MINIMAL TRACK 24V Trimless

Corner 90° 2 Planes

A467-00-04- | N |

Cable Length = 200mm.



MINIMAL TRACK 24V Trimless

End Caps

A467-00-05- | N |

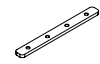
Two End Caps Included



MINIMAL TRACK 24V Trimless

Straight Joiner

A467-00-06



MINIMAL TRACK 24V Trimless

Connection Box

A467-00-07- | N |



| | | P | V | D (A x B x C) | |
|---------------------------------------|--------|------------|------|---------------|-----------------|
| MINIMAL TRACK 24V Remote Power Supply | ON/OFF | 0434-01-37 | 60W | 24V | 180 x 52 x 30mm |
| | | 0433-10-22 | 100W | 24V | 295 x 43 x 30mm |

220 V~
240 V~

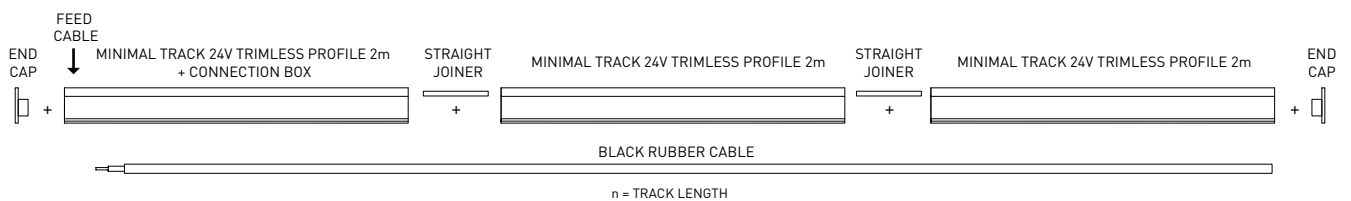
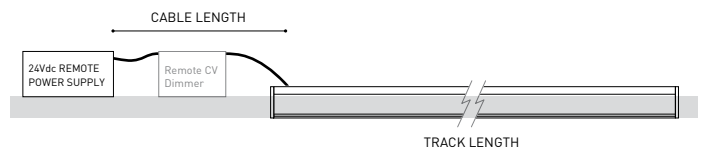
| | | | P | V | D (A x B x C) |
|--|--|------------|-------------|-----|------------------|
| MINIMAL TRACK 24V Remote Constant Voltage Dimmer | | 0433-01-32 | DALI / Push | 24V | 181 x 42 x 20mm |
| | | 0433-01-35 | CASAMBI | 24V | 72,6 x 30 x 18mm |
| | | 0434-01-64 | WIFI | 24V | 105 x 44 x 23mm |

24V

DROP VOLTAGE TABLE

| POWER (W) | CABLE SECTION (mm ²) | CABLE LENGTH (m) | | | |
|-----------|----------------------------------|------------------|-----|-----|-----|
| | | <5 | <10 | <20 | <30 |
| 60 | 0,75 | 30 | 30 | 20 | 10 |
| | 1,5 | 30 | 30 | 30 | 20 |
| 100 | 0,75 | 20 | 10 | X | X |
| | 1,5 | 20 | 20 | 10 | X |

Reduce 5 meters per each 'Corner 90° 1 Plane CONNECTOR' used.



COLOUR | N ■ |

DIM OPTIONS PLEASE CONSULT

INSTALLATION GUIDE
<https://youtu.be/KnedJbKp7oo>



Calle N · Pol. Ind. EL OLIVERAL
46394 Ribarroja del Turia · Valencia (Spain)
Tel. +34 961 667 207 · Fax +34 961 667 054
info@arkoslight.com · www.arkoslight.com





| PRODUCT | |
|-------------------------|---|
| Model | Coaxial Trimless |
| Reference | A023-00-03- W N |
| Colour | W <input type="checkbox"/> RAL 9016 N <input type="checkbox"/> RAL 9005 |
| Category | Accessories |
| Fasteners not available | |
| |  REMOTE  INCL  Ø20 |

DIMENSIONAL DRAWING



Wire Trimless Accessory es una colección de accesorios que permiten instalar los tensores y cables de las luminarias de suspensión de Arkoslight directamente desde el techo, sin ningún lorón ni anclaje visto. Se logra así una aplicación minimalista y visualmente limpia en el espacio.

Con los Wire Trimless Accessory los elementos adyacentes al techo del producto estándar (florones, anclajes, cajas de driver...) se esconden a través de una simple aplicación de empotramiento.

Wire Trimless Accessory reduce el peso visual de la instalación y genera una estética extremadamente minimalista. Los cables nacen desde el material en el techo como parte de la estructura. Este detalle genera una disposición mucho más pura y esencial, especialmente, en composiciones de varias unidades.



Fuente de luz (LED) reemplazable por un profesional autorizado

Replaceable (LED only) light source by an authorized professional.

Source lumineuse (LED) remplaçable par un professionnel agréé

Sorgente luminosa (LED) sostituibile da parte di un professionista autorizzato

Austauschbare (LED) Lichtquelle durch einen autorisierten Fachmann



Equipo de control reemplazable por un profesional autorizado

Replaceable control gear by an authorized professional

Dispositif de commande remplaçable par un professionnel agréé

Alimentatore sostituibile da parte di un professionista autorizzato

Auswechselbares Betriebsgerät durch autorisierten Fachmann

INSTRUCCIONES PARA EL FINAL DE VIDA Y LA ELIMINACIÓN LOS COMPONENTES
 INSTRUCTIONS ON END-OF-LIFE AND COMPONENT DISPOSAL
 INSTRUCTIONS POUR LA GESTION DES COMPOSANTS EN FIN DE VIE ET LEUR MISE AU REBUT
 ISTRUZIONI PER IL FINE VITA E LO SMALTIMENTO DEI COMPONENTI
 ANWEISUNGEN ZUR ENTSORGUNG DER LEUCHTENKOMPONENTEN



Interrumpir la alimentación del aparato
 Cut the power supply to the luminaire
 Couper l'alimentation du luminaire
 Interrompere l'alimentazione dell'apparecchio
 Stromversorgung der Leuchte unterbrechen



Quitar la(s) fuente(s) de luz para el desecho
 Remove light source(s) for disposal
 Retirer la (les) source(s) lumineuse(s) pour l'élimination
 Rimuovere la/le sorgente/e di luce per lo smaltimento
 Lichtquelle(n) zur Entsorgung entfernen



Quitar la batería para el desecho
 Remove the battery for decommissioning
 Retirer la batterie pour sa mise au rebut
 Rimuovere la batteria per la dismissione
 Die Batterie ordnungsgemäß entsorgen



Quitar el equipo de control para el desecho
 Remove control gear for disposal
 Retirer le dispositif de commande pour l'élimination
 Rimuovere l'alimentatore per lo smaltimento
 Betriebsgerät zur Entsorgung ausbauen



Enviar los materiales a un centro de recogida RAEE
 Send the materials to a WEEE collection centre
 Envoyer les matériaux dans une déchetterie DEEE
 Inviare i materiali ad un centro di raccolta RAEE
 Die Materialien in einem WEEE-Zentrum entsorgen

