



Dimensions



Accessories

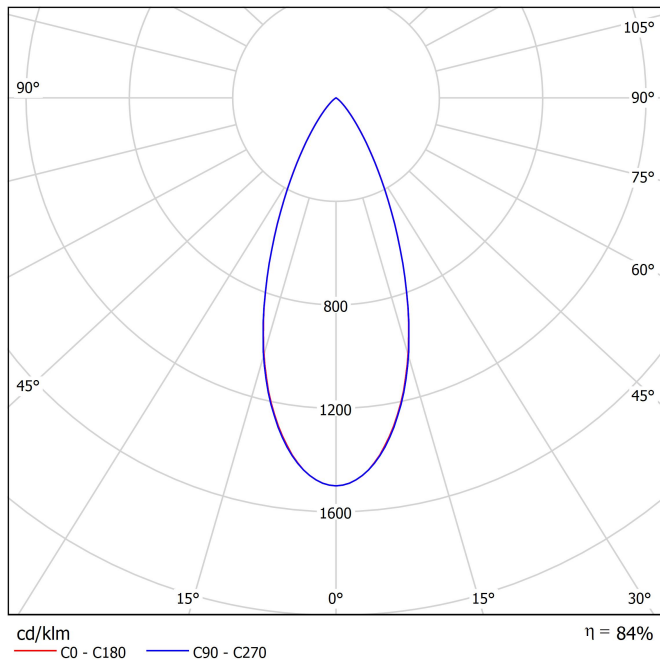


| | |
|--|---|
| Name | STICK 66 2M FLOOD DIM PH.CUT 3000K WT |
| Reference | A4060531WT |
| Colour | Textured white |
| Base Finishing | Textured white |
| RAL | 9016 |
| Category | SUSPENSION |
| PRODUCT | |
| Type | LED |
| Gross luminous flux | 570 lm |
| Colour temperature | 3000 K |
| Chromatic stability | MacAdam Step 2 |
| Colour Rendering Index | CRI>90 |
| Power | 5,6 W |
| Current | 500 mA |
| Efficacy | 102 lm/W |
| LED lifespan | L90B10 >108.000h |
| Energy efficiency class | F |
| LIGHT SOURCE | |
| LIGHTING FIXTURE PHOTOMETRIC DATA | |
| Lighting efficiency | 84% |
| Light beam angle | 42° |
| LIGHTING FIXTURE ELECTRICAL DATA | |
| Driver | Included |
| Power values of the system | 7,72 W |
| Frequency | 50/60 Hz |
| Dimming | Phase Cut |
| Electrical insulation class | <input type="checkbox"/> |
| OTHER DATA | |
| Sealing | IP20 |
| Wireless control | Please Consult |
| Recess measurements | Ø50 mm |
| Cord length | Max. 2 m |
| Fast adjustment tensioner | No |
| Weight | 580 g |
| Packaged weight | 800 g |
| Packaging dimensions | 740 x 135 x 78 mm |
| Units per package | 1 |
| Materials | Aluminium / Acrylonitrile Butadiene Styrene / Polycarbonate |

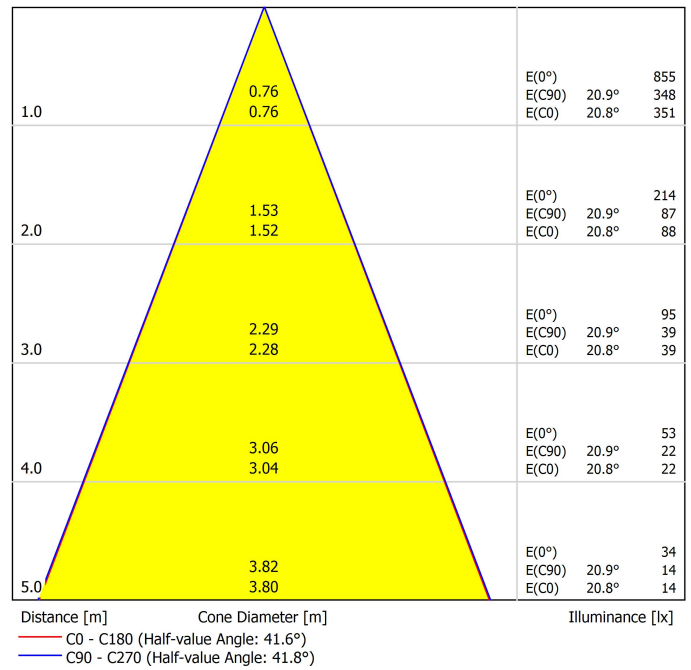


Stick is a light fitting, designed for accent lighting, which underlines the verticality of the space where it is applied. The light buoyancy of such a light aesthetic piece is one of its greatest attractions.

Polar diagram



Conical diagram





DRIVER

| | |
|------------|---------------------------|
| 0000-94-44 | DRIVER PHASE CUT 7W 500mA |
|------------|---------------------------|

PHASE CUT DIMMERS TESTED FOR COMPATIBILITY:

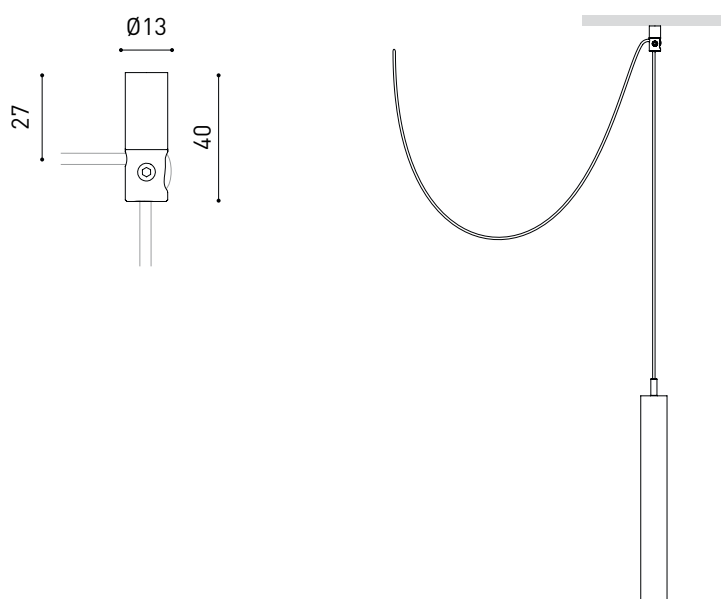
| Brand / Manufacturer | Model number | Dimming Type |
|----------------------|---------------|---------------|
| Busch-Jaeger | 6523 U-102 | Trailing edge |
| Busch-Jaeger | 6523 UR-103 | Trailing edge |
| Niko | 310-0190X | Trailing edge |
| Jung | LB-Management | Trailing edge |
| HZC Electric | AU-P3 | Trailing edge |
| Philips | SED-200A | Trailing edge |
| Merten/Schneider | SBD315RC | Trailing edge |
| Etman | ETM327 | Trailing edge |
| Etman | ETM329 | Trailing edge |
| Etman (EGANT) | U321V2 | Trailing edge |
| Casambi | CBU-TED | Trailing edge |

THE PARTICULAR CONDITIONS OF EACH INSTALLATION AND THE SPECIFICATIONS AND CONDITIONS OF USE OF EACH REGULATOR, MAY DIFFER FROM THOSE CONSIDERED IN THE COMPATIBILITY TESTING, AND AFFECT ITS PERFORMANCE IN SAID INSTALLATION.



| PRODUCT | |
|-----------|----------------|
| Model | Cord Accessory |
| Reference | 0223-00-00 N |
| Colour | N ■ RAL9005 |
| Category | Accessories |

Dimensional drawing





| PRODUCT | |
|-----------|--|
| Model | Coaxial Trimless |
| Reference | A023-00-03- W N |
| Colour | W <input type="checkbox"/> RAL 9016 N <input checked="" type="checkbox"/> RAL 9005 |
| Category | Accessories |



Dimensional drawing



Accessory for trimless cable

Wire Trimless Accessory is a collection of accessories for fitting tensioners and cables to Arkoslight luminaires suspended directly from the ceiling with any visible ceiling rose or fixings. This achieves a minimalist application with a visually tidy finish.

With Wire Trimless Accessory the items adjacent to the ceiling of the standard product (ceiling roses, fixings, driver boxes, etc.) are concealed by a simple recessed application.

Wire Trimless Accessory reduces the visual impact of the installation leading to extremely minimalist aesthetics. The wires come out of the ceiling material as a part of the structure. This detail creates a much purer, more essential layout, particular when several luminaires are fitted in an arrangement.



INSTALLATION GUIDE

https://youtu.be/sa_xAgj4ji4



PRODUCT

| | |
|-----------|-----------------------------------|
| Model | Trimless Tool D20 X D52 MM |
| Reference | A478-00-01 |
| Category | Accessories |





Fuente de luz (LED) reemplazable por un profesional autorizado
 Replaceable (LED only) light source by an authorized professional.
 Source lumineuse (LED) remplaçable par un professionnel agréé
 Sorgente luminosa (LED) sostituibile da parte di un professionista autorizzato
 Austauschbare (LED) Lichtquelle durch einen autorisierten Fachmann



Equipo de control reemplazable por un profesional autorizado
 Replaceable control gear by an authorized professional
 Dispositif de commande remplaçable par un professionnel agréé
 Alimentatore sostituibile da parte di un professionista autorizzato
 Auswechselbares Betriebsgerät durch autorisierten Fachmann

Instrucciones para el final de vida y la eliminación de los componentes:

Instructions on end-of-life and component disposal:

Instructions pour la gestion des composants en fin de vie et leur mise au rebut :

Istruzioni per il fine vita e lo smaltimento dei componenti:

Anweisungen zur entsorgung der Leuchtenkomponenten:



Interrumpir la alimentación del aparato
 Cut the power supply to the luminaire
 Couper l'alimentation du luminaire
 Interrompere l'alimentazione dell'apparecchio
 Stromversorgung der Leuchte unterbrechen



Quitar la(s) fuente(s) de luz para el desecho
 Remove light source(s) for disposal
 Retirer la (les) source(s) lumineuse(s) pour l'élimination
 Rimuovere la/le sorgente/e di luce per lo smaltimento
 Lichtquelle(n) zur Entsorgung entfernen



Quitar la batería para el desecho
 Remove the battery for decommissioning
 Retirer la batterie pour sa mise au rebut
 Rimuovere la batteria per la dismissione
 Die Batterie ordnungsgemäß entsorgen



Quitar el equipo de control para el desecho
 Remove control gear for disposal
 Retirer le dispositif de commande pour l'élimination
 Rimuovere l'alimentatore per lo smaltimento
 Betriebsgerät zur Entsorgung ausbauen



Enviar los materiales a un centro de recogida RAEE
 Send the materials to a WEEE collection centre
 Envoyer les matériaux dans une déchetterie DEEE
 Inviare i materiali ad un centro di raccolta RAEE
 Die Materialien in einem WEEE-Zentrum entsorgen

